



2023

MOBİLYA - DEKORASYON - AKSESUAR  
ÜRÜN TANITIM KATALOĞU  
FURNITURE - DECORATION - ACCESSORIES  
CATALOGUE

ZEMİN PROFİLLERİ ve AKSESUARLARI  
FLOORING PROFILES & ACCESSORIES



[www.staraluminum.com](http://www.staraluminum.com)







## Certificate

Bu belge ile,

**STAR ALÜMİNYUM PAZ.SAN.VE TİC.LTD.ŞTİ**

İkitelli O.S.B. Mah.Enkoop San.Sit.2.Sokak No:6

Başakşehir/İSTANBUL

'nin SG Uluslararası Belgelendirme Den. ve Göz. Hiz. Ltd. Şti. tarafından denetlendiği ve Kalite Yönetim Sistemlerinin aşağıda belirtilen standartlarda uygunluğu onaylanmaktadır.

**ISO 9001:2015**

Bu sertifika sertifikasyonla ilgili kural ve şartların her zaman gözetilmesi göz önüne alınarak verilmiştir.

**Sertifikasyonun Kapsamı:**

**Mobilya Aksesuar ve Dekorasyon Amaçlı Her Türlü Alüminyum Profiller ve Bağlantı Elemanları Üretimi ve Satışı**

İlk verilmiş tarihi: Revizyon tarihi: Geçerlilik tarihi:

31 OCAK 2008 22 OCAK 2018 30 OCAK 2023

Sertifika No:

SG-TRA6005-Q

**SG ULUSLARARASI BELGELENDİRME DENETİM VE GÖZETİM HİZMETLERİ LTD.ŞTİ Yetkili İmzası**

SG Uluslararası Belgelendirme Denetim ve Gözetim Hizmetleri Ltd.Şti

Tel: +90 216 348 20 40 Web:www.sgbelgelendirme.com

Yenişehir Mah. Mustafa Akyol Sok.Arwen Merlin Ofis NO:7/A Daire 45 Pendik İSTANBUL / TÜRKİYE



## Certificate

The management of,

**STAR ALÜMİNYUM PAZ.SAN.VE TİC.LTD.ŞTİ**

İkitelli O.S.B. Mah.Enkoop San.Sit.2.Sokak No:6

Başakşehir/İSTANBUL

has been assessed and certified by SG International Certification Limited in respect of their Quality Management System and found to be meeting the requirements of :

**ISO 9001:2015**

Certification is hereby granted providing the rules and conditions Relating to the certification are observed at all times

**Certification Scope :**

**MANUFACTURING OF ALUMINIUM PROFILES AND CONNECTION PARTS FOR FURNITURE, ACCESSORIES AND DECORATION WORKS.**

Date of First Issue Date of Revision Valid Until

31 OCAK 2008 22 OCAK 2018 30 OCAK 2023

Certificate Number:

SG-TRA6005 - Q

**Authorised Signature for SG International Certification Limited**

SG Uluslararası Belgelendirme Denetim ve Gözetim Hizmetleri Ltd.Şti

Tel: +90 216 348 20 40 Web:www.sgbelgelendirme.com

Yenişehir Mah. Mustafa Akyol Sok.Arwen Merlin Ofis NO:7/A Daire 45 Pendik İSTANBUL / TÜRKİYE



## Certificate

Bu belge ile,

**STAR ALÜMİNYUM PAZ.SAN.VE TİC.LTD.ŞTİ**

Hürriyet İkitelli O.S.B. Mah.Enkoop San.Sit.2.Sokak No:6

Başakşehir/İSTANBUL

'nin SG Uluslararası Belgelendirme Den. ve Göz. Hiz. Ltd. Şti. tarafından denetlendiği ve Kalite Yönetim Sistemlerinin aşağıda belirtilen standartlarda uygunluğu onaylanmaktadır.

**ISO 45001:2018**

Bu sertifika sertifikasyonla ilgili kural ve şartların her zaman gözetilmesi göz önüne alınarak verilmiştir.

**Sertifikasyonun Kapsamı:**

**Mobilya Aksesuar ve Dekorasyon Amaçlı Her Türlü Alüminyum Profiller ve Bağlantı Elemanları Üretimi ve Satışı**

İlk verilmiş tarihi: Revizyon tarihi: Geçerlilik tarihi:

- 04 OCAK 2022 04 OCAK 2023

Sertifika No:

SG-TRA6005-Q

**SG ULUSLARARASI BELGELENDİRME DENETİM VE GÖZETİM HİZMETLERİ LTD.ŞTİ YETKİLİ İMZASI**

SG Uluslararası Belgelendirme Denetim ve Gözetim Hizmetleri Ltd.Şti

Tel: +90 216 348 20 40 Web:www.sgbelgelendirme.com

Yenişehir Mah. Mustafa Akyol Sok.Arwen Merlin Ofis NO:7/A Daire 45 Pendik İSTANBUL / TÜRKİYE

The management of

**STAR ALÜMİNYUM PAZ.SAN.VE TİC.LTD.ŞTİ**

İkitelli O.S.B. Mah.Enkoop San.Sit.2.Sokak No:6

Başakşehir/İSTANBUL

has been assessed and certified by SG International Certification Limited in respect of their Quality Management System and found to be meeting the requirements of:

**ISO 45001:2018**

Certification is hereby granted providing the rules and conditions Relating to the certification are observed at all times

**Certification Scope:**

**MANUFACTURING OF ALUMINIUM PROFILES AND CONNECTION PARTS FOR FURNITURE, ACCESSORIES AND DECORATION WORKS.**

Date of First Issue Date of Revision Valid Until:

- 04.01.2022 04.02.2023

Certificate Number:

SG-TRA6005-Q

**Authorised Signature for SG International Certification Limited**

SG Uluslararası Belgelendirme Denetim ve Gözetim Hizmetleri Ltd.Şti

Tel: +90 216 348 20 40 Faks:+90 216 450 45 51 Web:www.sgbelgelendirme.com

Yenişehir Mah. Mustafa Akyol Sok. Arwen Merlin Ofis NO:7/A Daire 45 Pendik İSTANBUL / TÜRKİYE

**-- İÇİNDEKİLER --CONTENTS --**

<b>MOBİLYA MUTFAK DOLAP ve KAPAK PROFİLLERİ</b> FURNITURE KITCHEN DOORFRAME PROFILES	8-10.SYF - PAGE
<b>ÇEKMECE KLOPA KAPAK PROFİLLERİ</b> DRAWER COVERPROFILES	11.SYF - PAGE
<b>AKSESUARLAR</b> ACCESSORIES	11.SYF - PAGE
<b>SUNTA KENARLARI</b> FURNITURE JOINT & FINISHING PROFILES	12-13.SYF - PAGE
<b>BOY KULP PROFİLLERİ</b> HANDLE PROFILES	14-16.SYF - PAGE
<b>ÇEKMECE KULP PROFİLLERİ</b> DRAWER HANDLE PROFILES	17-18.SYF - PAGE
<b>GOLA KULP PROFİLLERİ</b> GOLA HANDLE PROFILES	19.SYF - PAGE
<b>BAZA ve TEZGAH ÇİTALARI PROFİLLERİ</b> BASE & WORKTOP HANDLES PROFILES	20-21.SYF - PAGE
<b>RAY DOLAP PROFİLLERİ</b> SLIDING DOOR PROFILES	22-23.SYF - PAGE
<b>YENİ MOBİLYA PROFİLLERİ</b> NEW FURNITURE PROFILES	24-26.SYF - PAGE
<b>SÜRMELİ ALÜMİNYUM KAPAK MONTAJ UYGULAMASI</b> ALUMINYUM SLIDING DOOR ASSEMBLY APPLICATIONS	27.SYF - PAGE
<b>RAY DOLAP KAPAK - TOPLİNE SERİSİ</b> TOPLINE SERIES DRUM COVER RAY	28.SYF - PAGE
<b>RAY DOLAP AĞIR SİSTEM MEKANİZMALARI</b> HEAVY RAIL SYSTEM MECHANISMS OF CABINET	29-32.SYF - PAGE
<b>ÜSTEN ASMALI 60 KG RAY DOLAP KAPAK MEKANİZMALARI</b> 60 KG RAY CABINET TOP COVER MECHANISM	32.SYF - PAGE
<b>AKSESUARLAR</b> ACCESSORIES	33.SYF - PAGE
<b>RAY PROFİLLERİ - YAZI TAHTASI PROFİLLERİ - HALI RAYLARI</b> RAIL PROFILES - WRITING BOARD PROFILES - CARPET RAIL	34-36.SYF - PAGE
<b>SÜRGÜ SİSTEMLERİ - 30098* 30175-30176 * 30140 * 30278 * 30097-30099 * 30148-30194</b> SLIDING ROLLER SYSTEMS	37-40.SYF - PAGE
<b>ASKI BORULARI - OTO PROFİLLERİ &amp; MARŞBİYELLER</b> HANGER PROFILES - AUTO STEP PROFILES	41.SYF - PAGE
<b>RANZA PROFİLLERİ</b> BED PROFILES	42.SYF - PAGE
<b>KANALLI PANO RAF PROFİLLERİ</b> PROFILES FOR FURNITURE CORNERS & BRACES	43.SYF - PAGE
<b>ASKILIK</b> HOOK TYPES	44-45.SYF - PAGE



-- İÇİNDEKİLER -- CONTENTS --

<b>LEDLİ RAFLAR</b> SHELF WITH LED LIGHT	46.SYF - PAGE
<b>AKSESUARLAR / RAF PROFİLLERİ - AKSESUARLARI</b> ACCESSORIES / SHELF PROFILES - ACCESSORIES	47-51.SYF - PAGE
<b>WC BÖLME - ÇANTA - AHŞAP PENCERE DAMLALIKLARI</b> WC PARTITION & BAĞ PROFILES & WOODEN WINDOW DRAINBOARD PROFILES	52.SYF - PAGE
<b>KABİN BÖLÜCÜ AKSESUARLARI</b> CABIN SEPARATOR ACCESSORIES (MULTISİLVER 12/18mm- ORION 12/18mm-STEELINE 12/18mm- PROXLINE 12/18mm- EKONOMİK)	53.SYF - PAGE
<b>MOBİLYA SUNTA DERZ KAPLAMA PROFİLLERİ</b> FURNITURE PROFILES FOR CHIPBOARD-KITCHENTOP SEAM	54.SYF - PAGE
<b>KOMPOZİT PANEL EK PROFİLLERİ ve KABLO KANALLARI</b> COMPOSITE SHEET ADJUNCT PROFILES & CABLE CHANNELS	55.SYF - PAGE
<b>GRANİT CEPHE PROFİLLERİ</b> GRANITE FACADE PROFILES	56.SYF - PAGE
<b>STAR COTTA PROFİLLERİ</b> FACADE SYSTEMS PROFILES	57-58.SYF - PAGE
<b>ALÜMİNYUM PASPAS ve GÜNEŞ KIRICI PROFİLLERİ</b> ALUMINIUM MAT & SUNSHINE BARRIER PROFILES	59-60.SYF - PAGE
<b>BANKO - FUAR STAND - SAHNE PODYUM PROFİLLERİ ve AKSESUARLARI</b> BENCH - EXHIBITION STAND - STAGE PODIUM & ACCESSORIES	61-64.SYF - PAGE
<b>SİGMA KONVİYOR PROFİLLERİ ve AKSESUARLARI</b> SIGMA CONVEYOR PROFILES & ACCESSORIES	65-83.SYF - PAGE
<b>REKLAM PROFİLLERİ ve AKSESUARLARI -</b> ADVERTISING PROFILES & ACCESORIES -	84-87.SYF - PAGE
<b>ÖZEL KUTU ve BORU AYAK PROFİLLERİ</b> SPECIAL BOX & TUBE LEG PROFILES	88-91.SYF - PAGE
<b>TV SEHPA PROFİLLERİ ve AKSESUARLARI</b> TV STAND PROFILES & ACCESORIES	92.SYF - PAGE
<b>BİLARDO - LANGIRT ve KARAYOLLARI PROFİLLERİ</b> BILLIARDS - PINBALL & HIGHWAY SIGNAGE PROFILES	93.SYF - PAGE
<b>LED IŞIK - LED SOĞUTUCU PROFİLLERİ AKSESUARLARI ve STOR PERDE PROFİLLERİ</b> LED LIGHT - LED COLLER PROFILES ACCESORIS AND ROLLER CURTAIN PROFILES	94-98.SYF - PAGE
<b>CAM SÜRGÜ PROFİLLERİ ve AKSESUARLARI</b> GLASS SLIDING PROFILES & ACCESSORIES	99.SYF - PAGE
<b>DİK DOLAP ASKILI SÜRGÜ PROFİLLERİ ve AKSESUARLARI</b> UPRIGHT CABINET HANGER SILIDING PROFILES & ACCESORIES	100.SYF - PAGE
<b>ALÜMİNYUM ve PVC - BASAMAK SÜPÜRGELİK PROFİLLERİ</b> ALUMINIUM & PVC - STEP BASEBOARD PROFILES	101-108.SYF - PAGE
<b>DİLATASYON PROFİLLERİ</b> DILATATION PROFILES	108-110.SYF - PAGE
<b>HALI ve LAMİNA PARKE PROFİLLERİ</b> CARPET & LAMINATED PARQUET PROFILES	111-113.SYF - PAGE

**-- İÇİNDEKİLER -- CONTENTS --**

<b>FAYANS ÇİTALARI - BASAMAK BURUNLUKLARI - KÖŞEBENTLER</b> CERAMIC COVER & STEPNOSE PROFILES & CORNER PROFILES	114-115.SYF - PAGE
<b>MASTAR PROFİLLERİ ve ANO ÇİTALARI</b> MASTER PROFILES & ANO LATHS	116.SYF - PAGE
<b>YAZAR KASA PROFİLLERİ ve AKSESUARLARI</b> AUTHOR CASE PROFILES AND ACCESSORIES	117.SYF - PAGE
<b>CAM KÜPEŞTE SİSTEMLERİ</b> GLASS HANDRAIL SYSTEMS	118.SYF - PAGE
<b>KIŞ BAHÇESİ SİSTEMİ</b> FOUR SEASONS WINTER GARDEN	119-122.SYF - PAGE
<b>CAM SÜRME PROFİLLERİ</b> GLASS SLIDING PROFILES	123.SYF - PAGE
<b>MENFEZ PROFİLLERİ</b> GRİLL PROFILES	124.SYF - PAGE
<b>KAPI KASA - OFİS BÖLEM PROFİLLERİ AKSESUARLARI</b> DOORCASE - OFFICE PARTITION PROFILES ACCESORIES	125-137.SYF - PAGE
<b>HOPPE KOL TAKIMI</b> HOPPE HANDLE SYSTEMS	138-139.SYF - PAGE
<b>S-45 YALITIMSIZ SÜRME</b> S-45 SLIDING WITHOUT INSULATION	140-141.SYF - PAGE
<b>ALDOKS DOĞRAMA PROFİLLERİ - KIŞ BAHÇESİ ve ÜST KAPAMA PROFİLLERİ</b> ALDOKS CHOPPING PROFILES WINTERGARDEN & COVER PROFILES	142-166.SYF - PAGE
<b>DELİKLİ LEVHA ve DEKORATİF TELLER</b> ALUMINIUM & DECORATIVE SHEETS	167.SYF - PAGE
<b>AKSESUARLAR</b> ACCESORIES	168.SYF - PAGE
<b>ALÜMİNYUM İŞLEME MAKİNALARI</b> ALUMIUM PROFILE PROCSSING MACHINES	169-170.SYF - PAGE
<b>DEKORATİF YÜZEYLER</b> DECORATIVE SURFACES	171-172.SYF - PAGE
<b>STANDART PROFİLLER</b> STANDART PROFILESS	173-186.SYF - PAGE

## About Us

Since 1991, Star Aluminium firm has always been at the foreground against firms operating in Aluminum Profile Sector, thanks to its quality service understanding.

Star Aluminium, which served its customers only at its sales store at İstanbul-Caglayan until 1999, has expanded its market share in time and increased the number of its stores to 3, being at Caglayan, İkitelli & Dudullu; hence it started to serve better as it increased its customer portfolio.

Star Aluminium, expanding its sales store at Caglayan and serving customers visually by building it to a 5-floor – 2000 sq. mt - office and showroom (totally 4250 sq. mt closed area with its branch stores), continues its efforts to increase its customer portfolio, which is near 9000, by participating in domestic and foreign exhibitions related with its field of work.

Under the guidance of the ISO 9001:2000 quality system standards, Star Aluminium checks quality control in all units from production to transportation and aims at customer satisfaction and continuity with its experienced team. Our firm sells domestic and foreign profile with its 1300 unique molds, and it has been able to catch up with developments by following technology closely and it has proven itself to be a sensitive firm about timely delivery of orders with customer satisfaction.

Besides its many products, such as kitchen door frames, dividing panels, door cases, banks, fair stalls, direction signs and stair rails, our firm can provide special products upon our customers' request on the basis of project with its experienced team of 70 employees.

Following domestic and foreign marketing network closely, our firm has been able to secure its market share, thanks to the exportation from its head sales office at İstanbul-Caglayan to 30 different countries. We do business in Eastern & Western Europe, North Africa, Middle East & Middle Asia). Our firm, succeeding in keeping the quality at aluminum surface process at the highest level, strains quality borders by closely following manufacturer firms operating at this field.

Star Aluminium has always been flexible about price and sales policy and it has been able to solve its customers' problems regarding this issue. Dear Customers;

We do not recommend thinking with biases before contacting our firm and comparing with other firms. If you desire a deep-seated relation, solutions bringing continuity, and a high quality service, visit STAR ALUMİNYUM LTD. STI. We are waiting for you with our rich varieties and boundless services at any point.

With respect,

## Profiles and accessories of Manufacturing Sectors, of which Star Aluminium firm performs sales and marketing

1. Profiles and accessories for cooler and market type refrigerator manufacturers
2. Profiles for furniture and kitchen cupboard manufacturers
3. Profiles for straight cupboard hanged bolt manufacturers
4. Cool room panel doors.
5. Air conditioner central cases profiles.
6. Furniture-fiberboard seam covering profiles
7. Furniture side, hanger profiles and accessories
8. Profiles for rail cupboard manufacturers
9. Top covering profiles for winter garden manufacturers
10. Laminated door cases
11. Wooden window dropper profiles
12. Composite panel addition profiles and cable channels
13. Aluminum baseboard and step profiles
14. Profiles for Carpet and Laminated parquet firms
15. PVC baseboards
16. Faience laths, decoration profiles and accessories
17. Dilatation profiles
18. Profiles for Fair stall and bank firms
19. Sigma and conveyor profiles
20. Special boxes and pipes
21. Granite front and sunray breaking profiles
22. Stair rail profiles and accessories
23. Sigma accessories
24. Rivets and screws

Star Alüminyum Paz.San.Ve Tic Ltd. Şti, 32 yıldır uzun soluklu, kaliteli hizmet anlayışıyla sektördeki diğer firmalar arasında ön plana çıkmayı başarmıştır. Günden güne pazar ağını genişleten firmamız Çağlayan, İkitelli ve Dudullu'daki mağazalarında müşterilerin ihtiyaçlarına geniş ürün yelpazesıyla cevap vermektedir.

Star Alüminyum, Çağlayan'daki satış mağazasını büyüterek, 5 katlı ofis ve showroomun yer aldığı 2 bin metrekarelik merkez binası haline getirmiştir.(Şubelerle beraber toplam 4250 metrekarelik kapalı alan) Burada 2000 çeşit ürünün sergilendiği showrooomda müşteriye seçenek konusunda büyük kolaylık sağlamaktadır. Alüminyum sektörü ile ilgili yurtiçi ve yurtdışında düzenlenen büyük fuarlarda yerini alan firmamız müşteri portföyünü 9000'e çıkarmayı başarsa da daha çok müşteriye ulaşmayı hedeflemektedir.

Kaliteye önem veren anlayışı ile ISO 9001:2000 Kalite Sistem Standardı'nı rehber olarak kabul eden Star Alüminyum üretimden sevkiyata kadar tüm birimlerinde kalite kontrolünü büyük bir titizlikle denetleyerek 70 kişilik eğitilmiş ve tecrübeli ekibiyle, satış öncesi ve sonrası eksiksiz, kaliteli hizmet vermeyi şirket vizyonu olarak benimsemiştir.

Kendine özgü 1300 adet kalıbıyla yurtiçi ve yurtdışına profil satan firmamız, gelişen teknolojiyi yakından takip ederek gelen her türlü talebi müşteri memnuniyetini de göz önüne alarak karşılamaktadır. Müşteriye taahhüt edilen zamanda ve eksiksiz ürün teslimatı konusundaki duyarlılığıyla sektördeki farkını ortaya koymuştur.

Firmamız aynı zamanda mobilya kapak profilleri, bölücü paneller, kapı kasaları, bankalar, fuar stantları, yönlendirici tabelalar ve merdiven korkuluğu gibi birçok imalatların dışında, müşteri istekleri doğrultusunda, proje bazında her türlü özel ürün taleplerini de eğitilmiş ve tecrübeli ekibiyle yerine getirebilmektedir.

Yurt içinde ve yurt dışında yapılandırılmış pazarlama ağını büyük bir titizlikle takip eden firmamız, 32 ülkeye ( Doğu Avrupa, Batı Avrupa, Kuzey Afrika, Orta Doğu, Orta Asya ülkeleri ) yaptığı ihracat neticesinde de sektördeki pazar payını korumayı başarmıştır.

Alüminyum yüzey işleminde istenilen kaliteyi en üst seviyede tutmayı başaran firmamız, sektördeki üretici firmalarla yakın takipte olmak suretiyle kalite sınırını da zorlamaktadır.

Star Alüminyum, fiyat ve satış politikasında da gerektiği kadar esnek davranarak bu konudaki müşteri sıkıntılarını çözebilmeyi başarmıştır. ( Firmamız çok kısa bir zaman içinde E-Ticaret kanalıyla satış yapmayı hedeflemektedir.)

Saygıdeğer Müşterilerimiz,

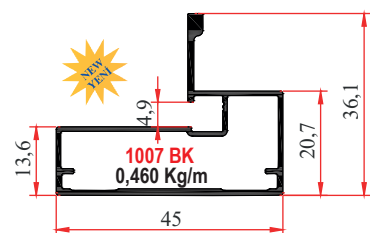
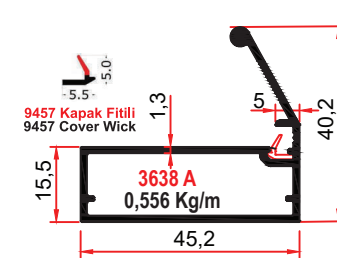
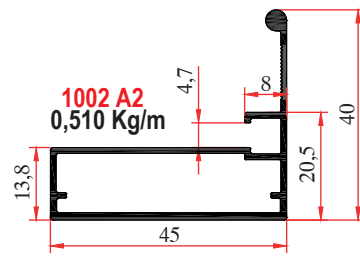
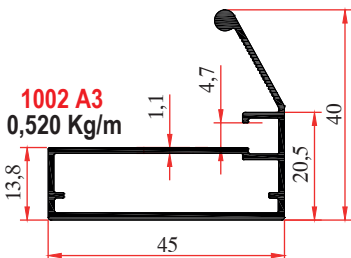
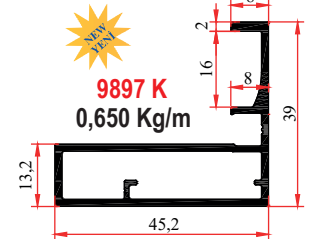
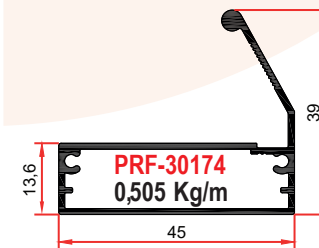
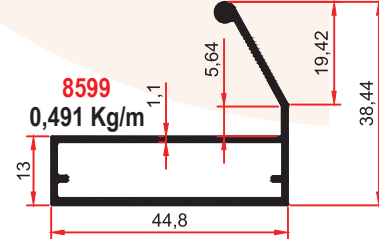
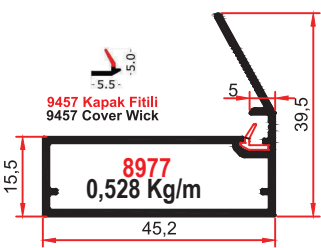
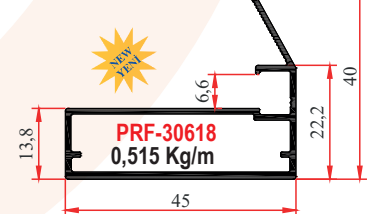
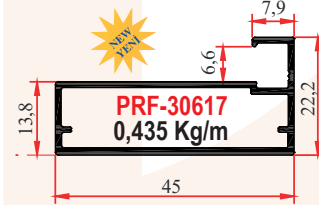
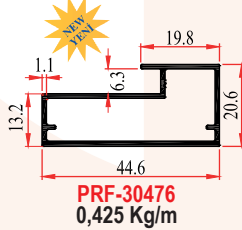
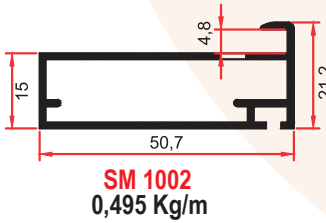
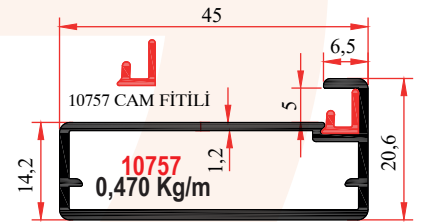
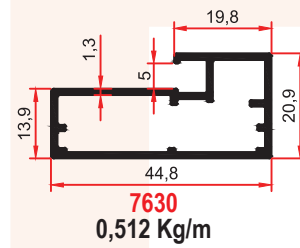
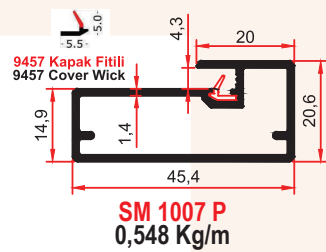
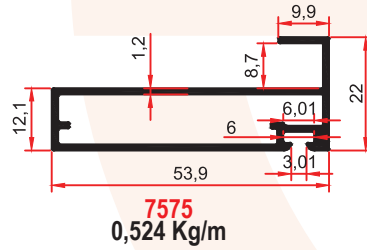
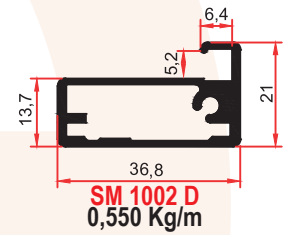
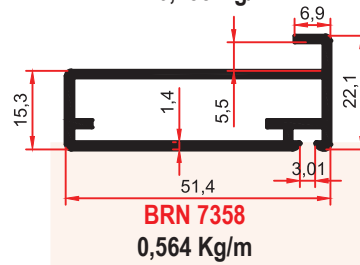
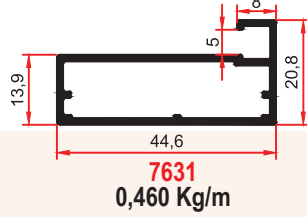
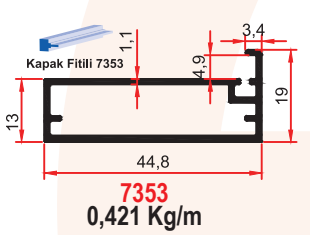
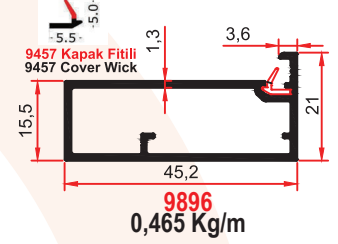
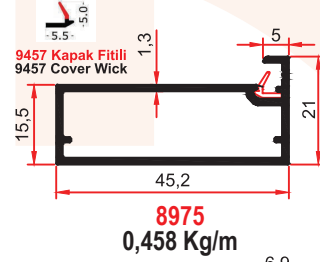
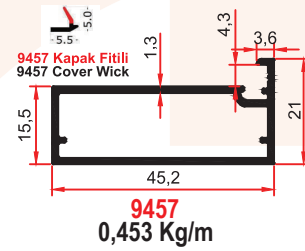
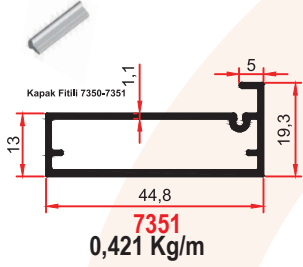
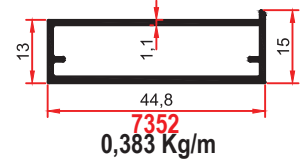
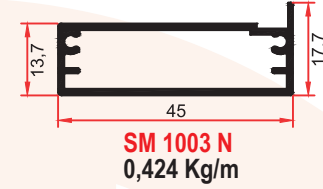
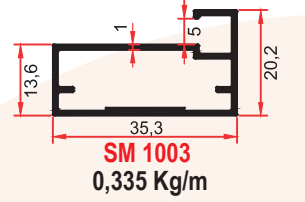
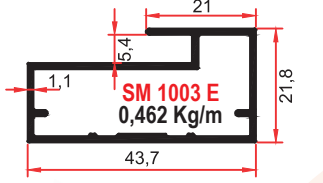
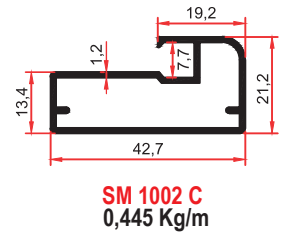
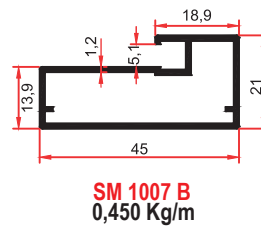
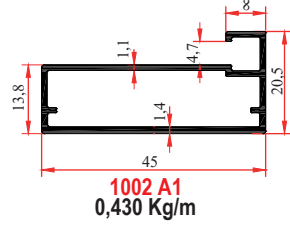
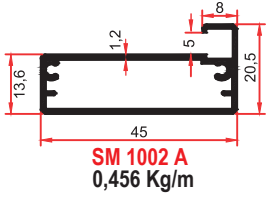
Köklü bir ilişki, süreklilik getiren bir çözüm, kaliteli hizmet istiyorsanız mutlaka Star Alüminyum Ltd.Şti' ni ziyaret ediniz. Marketimizdeki zengin çeşitlerimizle sizlerin bulunduğu her noktada sınırsız hizmet anlayışımızla buradayız.

Saygılarımızla,

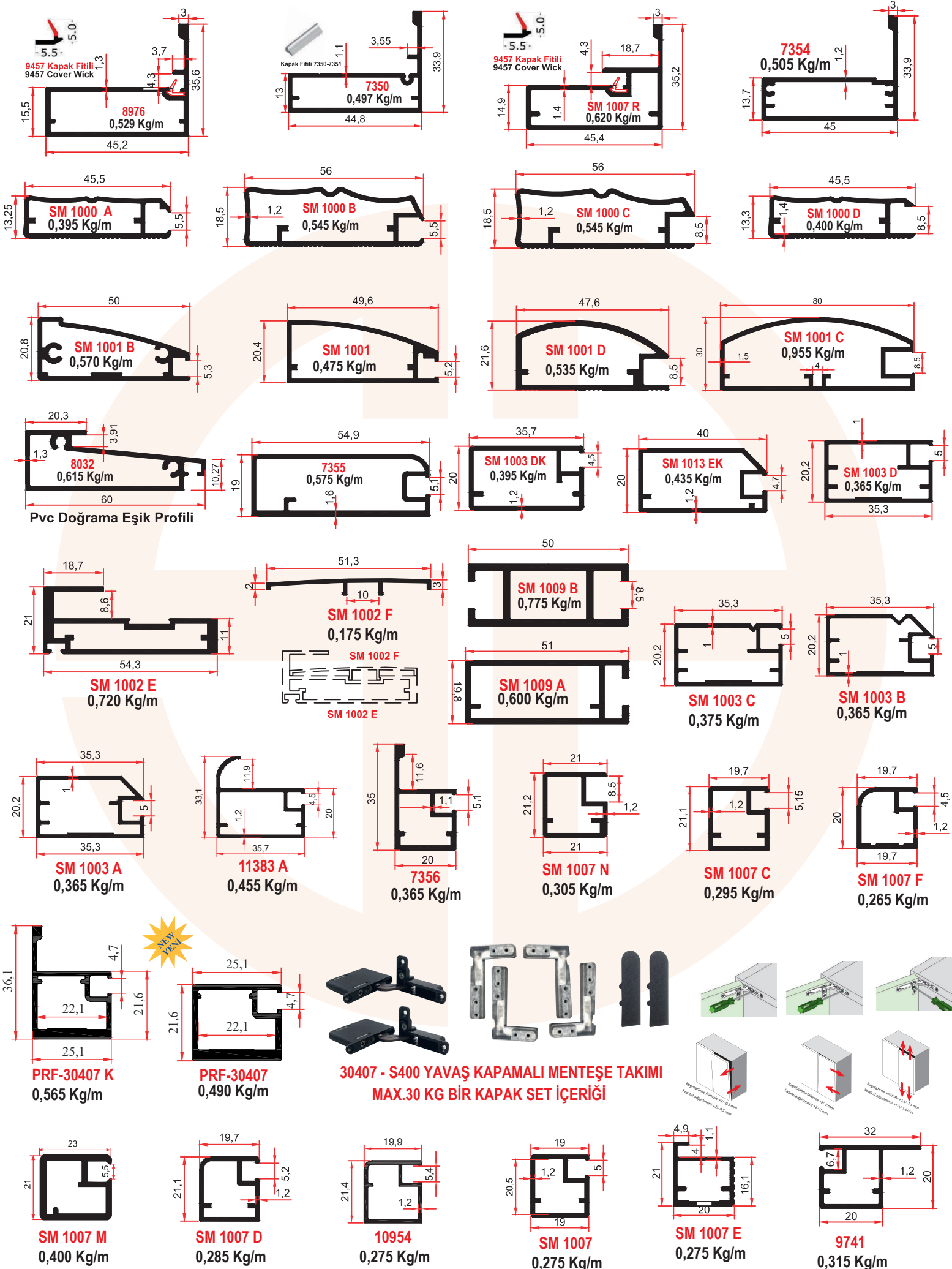
## Star Alüminyum Ltd.Şti 'nin Satış ve Pazarlamasını yaptığı imalat sektörüne ait PROFİLLER VE AKSESUARLAR

1. Soğutucu ve market tipi buzdolabı imalatçalarına yönelik profil ve aksesuarlar
2. Mobilya ve mutfak dolapları imalatçalarına yönelik profiller
3. Dik dolap askılı sürgü imalatçalarına yönelik profiller
4. Soğuk oda panel kalıpları
5. Klima santral kasaları profilleri
6. Mobilya –Sunta derz kapama profilleri
7. Mobilya köşe askılık profilleri ve aksesuarları
8. Ray dolabı imalatçalarına yönelik profiller
9. Kış bahçesi imalatçalarına yönelik üst kaplama profilleri
10. Laminant kapı kasaları
11. Ahşap pencere damlalık profilleri
12. Kompozit panel ek profilleri ve kablo kanalları
13. Alüminyum süpürgelik ve basamak profilleri
14. Halı ve lamine uygulayan firmalara yönelik profiller
15. PVC süpürgelikler
16. Fayans çitaları,dekorasyon profilleri ve aksesuarları
17. Diletasyon profilleri
18. Fuar standı ve banko uygulayan firmalara yönelik profiller
19. Sigma ve konviyör profilleri
20. Özel kutular ve borular
21. Granit cephe ve güneş kırıcı profilleri
22. Merdiven ve küpeşte profilleri ve aksesuarları
- 23.Sigma aksesuarları
- 24.Perçinler ve vidalar

MOBİLYA - MUTFAK - DOLAP KAPAKLARI PROFİLLERİ FURNITURE - KITCHEN - DOORFRAME PROFILES



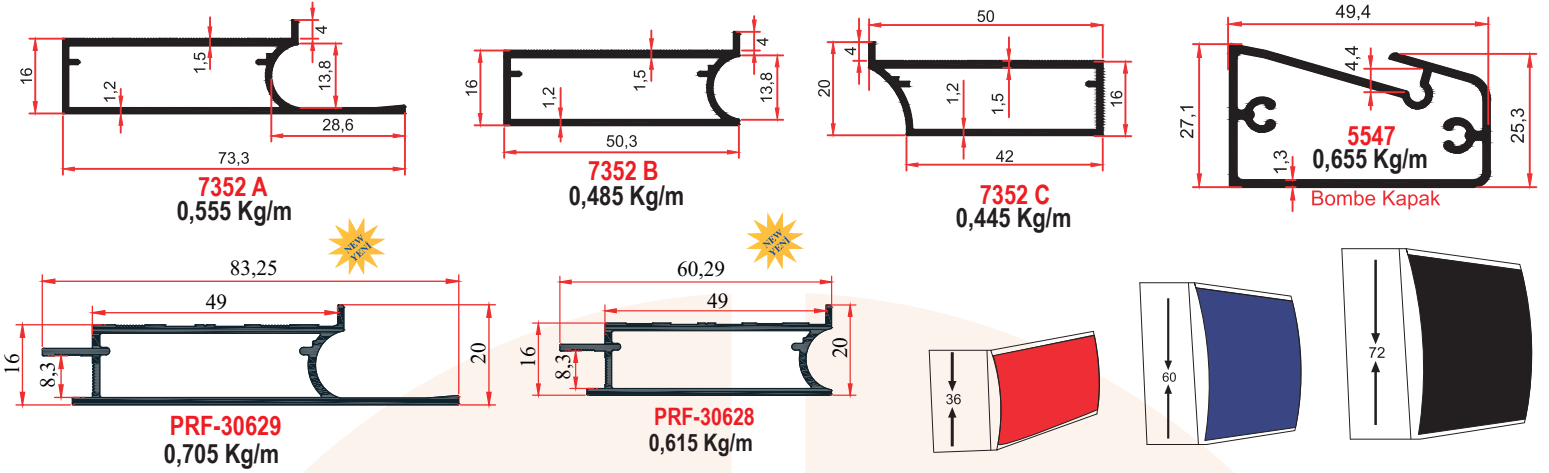








## ÇEKMECE KLOPA KAPAK PROFİLERİ DRAWER COVER PROFILES



Not: Pleksi 3mm Plaka (Standrt Renkler Kırmızı - Siyah - Mavi - Beyaz - Kumlu) Diğer Renklerde Özel Talebe Göre Olabilir

EN	BOY
36 cm	0-40cm
36 cm	40-50 cm
36 cm	50-60 cm
36 cm	60-70 cm
36 cm	80-90 cm
36 cm	90-100 cm
36 cm	100-120 cm

EN	BOY
60 cm	0-40cm
60 cm	40-50 cm
60 cm	50-60 cm
60 cm	60-70 cm
60 cm	80-90 cm
60 cm	90-100 cm
60 cm	100-120 cm

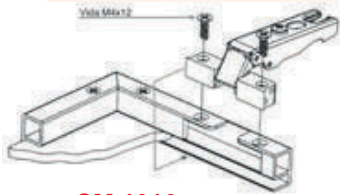
EN	BOY
72 cm	0-40cm
72 cm	40-50 cm
72 cm	50-60 cm
72 cm	60-70 cm
72 cm	80-90 cm
72 cm	90-100 cm
72 cm	100-120 cm

36 cm Bombe Yan Kapak Takım

60 cm Bombe Yan Kapak Takım

72 cm Bombe Yan Kapak Takım

## AKSESUARLAR ACCESSORIES



SM 1016



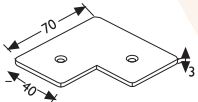
TAS MENTEŞE  
DÜZ - Y.DEVE - SÜPERDEVE



SM 1005  
PİSTONLU MENTEŞE



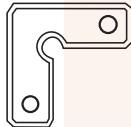
SM 1007  
PİSTONLU MENTEŞE



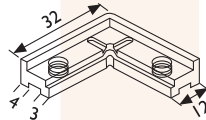
SM 1002  
SAÇ KÖŞE



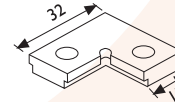
SM 1002 A  
SAÇ KÖŞE



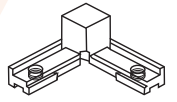
SM 1007 D  
SAÇ KÖŞE



SM 1005  
ZAMAK KÖŞE




SM 1007  
ZAMAK KÖŞE



SM 1005  
KÖŞE



SM 1002 A DEKORATİF  
KÖŞE BAĞLANTISI



9896 SAÇ KÖŞE



7351 DEKORATİF  
KÖŞE BAĞLANTISI



SM 1002 A KÖŞE




KATLANIR AMORTİSÖR



1007 GAZLI AMORTİSÖR



SM 1007 LÜKS KÖŞE



7575 - 1007 B  
ORTA KAYIT BAĞLANTISI

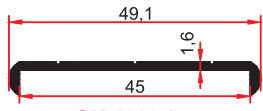


1002 B  
ORTA KAYIT BAĞLANTISI

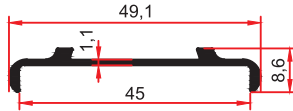
**SUNTA KENARLARI FURNITURE JOINT & FINISHING PROFILES**

The image displays a variety of furniture joint and finishing profiles, each with its specific name, weight per meter, and dimensions. The profiles are arranged in a grid format. Some profiles are marked with 'NEW' or 'PVC T'.

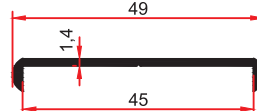
Profile Name	Weight (Kg/m)	Dimensions (mm)
7276	0,085	20,5 x 1,1 x 8 x 18,3 x 3,9
SM 9477	0,125	21,3 x 5,5 x 18,3
8937	0,115	21,8 x 8 x 19 x 6
7626	0,115	19,3 x 4,8 x 16,7 x 6
7627	0,135	23,1 x 5 x 20,5 x 6
PRF-30317	0,095	20,7 x 6,2 x 18,3 x 1,2
12713	0,105	20,9 x 8 x 18,7 x 3,2
2480 A	0,085	16,5 x 4,5 x 18,5 x 6
2481 A	0,085	17 x 4,5 x 19 x 6
2482 A	0,085	18,5 x 4,5 x 20,5 x 6
2483 A	0,085	19 x 4,5 x 21 x 6
2484 A	0,090	20 x 4,5 x 22 x 6
E-2394	0,125	21 x 1,5 x 18,3 x 4,7
7174	0,115	23,6 x 9 x 20,3 x 1,3 x 4
SM 1014 B	0,155	21 x 18,4 x 3 x PVC T
12722 A	0,135	21 x 8 x 12 x 18,4
SM 1014 F	0,140	21 x 4,9 x PVC T
SM 1014 F	PLS KÖŞE	
SM 1014 L	0,135	19 x 4,9 x 16,4 x 8 x PVC T
SM 1011 T	0,140	21,9 x 3,5 x 19,5 x 9
SM 1011 Z	0,165	20,5 x 7,5 x 10,1 x 18,6
SM 1014 S	0,120	20,5 x 3 x 9,2 x 18,5
SM 1008 C	0,175	22 x 8,1 x 9 x 18,7 x 4,4
SM 1014 SK	0,145	20,7 x 3,5 x 9 x 18,3
PRF-30537	0,115	23 x 3,5 x 8,15 x 20,4 x 5,5
SM 1008 SD	0,115	19,7 x 8,8 x 7,6 x 18,3
SM 1008 G	0,080	20,3 x 8 x 1 x 18,3 x 3,5
SM 1008 SE	0,125	21,2 x 8,8 x 7,6 x 19,8
SM 1008 SF	0,175	21 x 8,4 x 10 x 18,7
4304	0,175	22,02 x 8,12 x 9 x 18,7
6578	0,125	21,5 x 3,8 x 18,9 x 7
SM 1008 D	0,115	19,5 x 7,8 x 7,6 x 16,3 x 5,5
SM 1008 SP	0,085	21,1 x 4 x 18,7
SM 1008 SG	0,115	22,1 x 9 x 20,42 x 8
SM 1008 SH	0,175	28,7 x 10,1 x 26,6 x 7,8
2808 A	0,175	34 x 11,9 x 18,3 x 5,5
SM 1008 A	0,075	18,3 x 8 x 16,3
SM 1011 V	0,225	19,9 x 1,9
SM 1011 S	0,155	18,9 x 8,12 x 9 x 17,2
SM 1014 M	0,360	19,9 x 2,8 x 8,55 x 7,7
SM 1014 UK	0,185	22 x 13 x 18,3
SM 1014 N	0,195	17,5 x 21,5 x 10 x 1,5
SM 1008	0,245	28,7 x 17,5 x 1,7 x 19
SM 1008 B	0,120	20,9 x 8 x 18,3
SM 1008 F	0,095	18,9 x 8 x 16,45
SM 1055 G	0,100	20,5 x 8 x 18,3
SM 1055 A	0,225	18,6 x 1,2 x 25 x 21
SM 1055 U	0,260	19 x 15 x 23 x 2
SM 1055 B	0,160	18,7 x 15 x 21,1 x 1,2
SM 1055 H	0,150	18,4 x 15 x 20,8 x 1,2
SM 1055 L	0,175	21,4 x 18,2 x 1,45
SM 1008 SJ	0,140	20,6 x 9,1 x 18,2 x 1,2
SM 1055 N	0,165	18,2 x 10,5 x 27 x 1,2
E 1172	0,165	12,5 x 1,4 x 16,4
SM 1055 M	0,245	18,3 x 20 x 21,3 x 1,5
SM 1055	0,315	18,3 x 21,5 x 22,9 x 1,2
SM 1011 C	0,145	16,3 x 15 x 18,7 x 1,2
SM 1055 K	0,270	18,5 x 23 x 23,2
SM 1055 SN	0,250	16,5 x 20 x 20,6
PRF-30114	0,155	18,3 x 20 x 20,5 x 1
7933 EKO	0,130	18,3 x 17 x 20,74 x 0,95
7933	0,185	18,3 x 20 x 21,84 x 1,2




**SM 1029 A**  
0,245 Kg/m



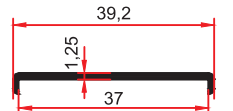
**SM 1029 SB**  
0,225 Kg/m



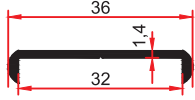
**SM 1029**  
0,220 Kg/m



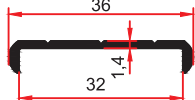
**SM 1029 G**  
0,195 Kg/m



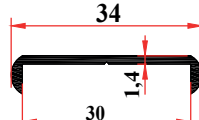
**SM 1029 E**  
0,145 Kg/m



**SM 1029 B**  
0,170 Kg/m



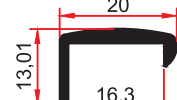
**SM 1029 D**  
0,165 Kg/m



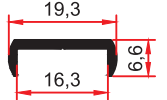
**SM 1029 H**  
0,165 Kg/m



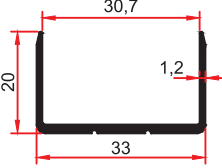
**SM 1029 F**  
0,130 Kg/m



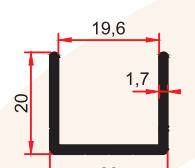
**SM 1008 SS**  
0,175 Kg/m



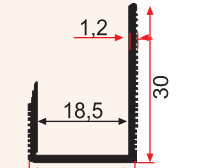
**SM 1029 S**  
0,115 Kg/m



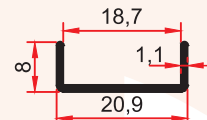
**SM 1055 F**  
0,255 Kg/m



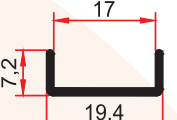
**SM 1055 E**  
0,270 Kg/m



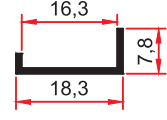
**SM 1055 C**  
0,185 Kg/m



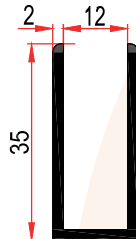
**12776**  
0,105 Kg/m



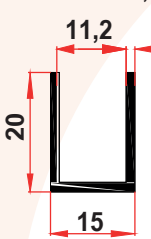
**12741 A**  
0,100 Kg/m



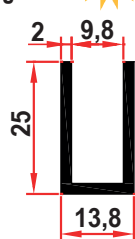
**SM 1008 SR**  
0,075 Kg/m



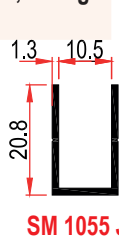
**SM 1055 O**  
0,445 Kg/m



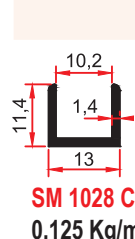
**15\*20\*1,9MM U**  
0,265 Kg/m



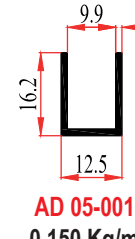
**25\*13,8\*2MM U**  
0,325 Kg/m



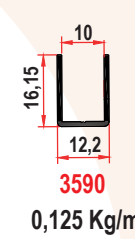
**SM 1055 J**  
0,185 Kg/m



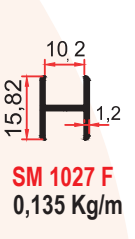
**SM 1028 C**  
0,125 Kg/m



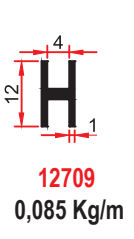
**AD 05-001**  
0,150 Kg/m



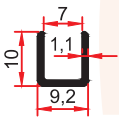
**3590**  
0,125 Kg/m



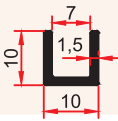
**SM 1027 F**  
0,135 Kg/m



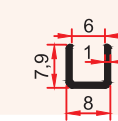
**12709**  
0,085 Kg/m



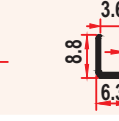
**1779**  
0,075 Kg/m



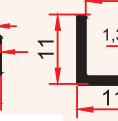
**SM 1028 D**  
0,110 Kg/m



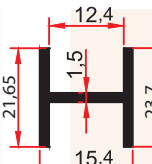
**SM 1028 B**  
0,055 Kg/m



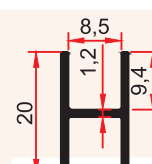
**4159**  
0,080 Kg/m



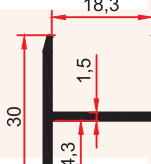
**12793**  
0,110 Kg/m



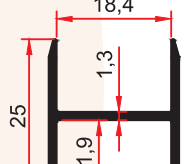
**SM 1027 G**  
0,230 Kg/m



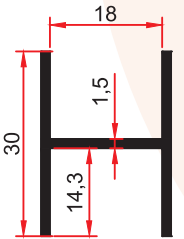
**SM 1027 A**  
0,155 Kg/m



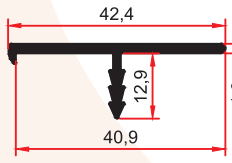
**SM 1027 C**  
0,305 Kg/m



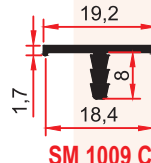
**7934**  
0,225 Kg/m



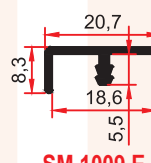
**SM 1027**  
0,315 Kg/m



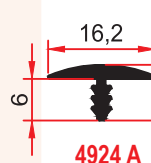
**SM 1029 C**  
0,290 Kg/m



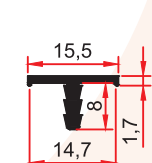
**SM 1009 C**  
0,115 Kg/m



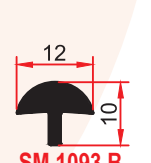
**SM 1009 E**  
0,130 Kg/m



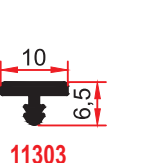
**4924 A**  
0,100 Kg/m



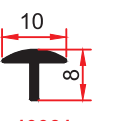
**SM 1009 D**  
0,105 Kg/m



**SM 1093 B**  
0,145 Kg/m



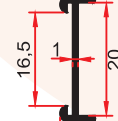
**11303**  
0,080 Kg/m



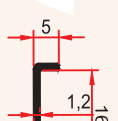
**13381**  
0,060 Kg/m



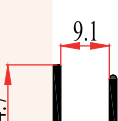
**SM 1093 K**  
0,075 Kg/m



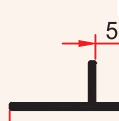
**SM 1028**  
0,095 Kg/m



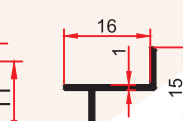
**SM 1011 L**  
0,070 Kg/m



**6517**  
0,150 Kg/m



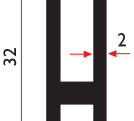
**5340 A**  
0,090 Kg/m



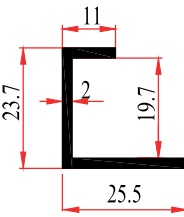
**SM 1011 Y**  
0,085 Kg/m



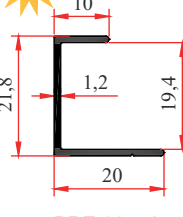
**SM 1030 A**  
0,190 Kg/m



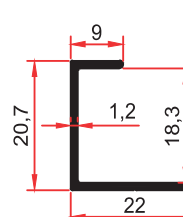
**SM 1070**  
0,440 Kg/m



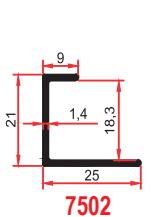
**SM 1055 D**  
0,310 Kg/m



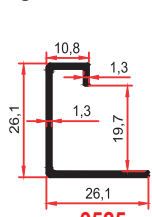
**PRF-30578**  
0,160 Kg/m



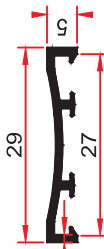
**12660**  
0,160 Kg/m



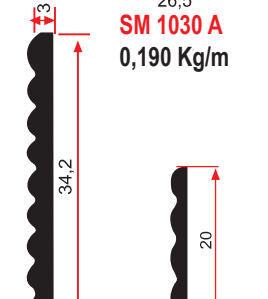
**7502**  
0,190 Kg/m



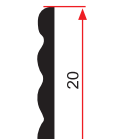
**9525**  
0,225 Kg/m



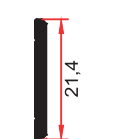
**BTB DERZ ÇITASI**  
0,145 Kg/m



**SM 1001 AS**  
0,315 Kg/m

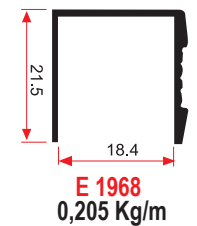
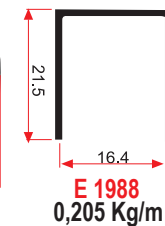
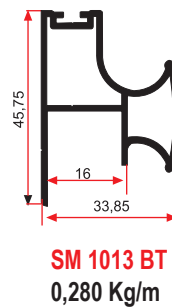
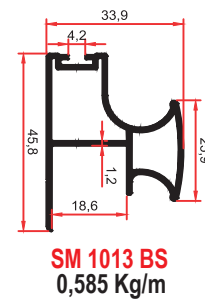
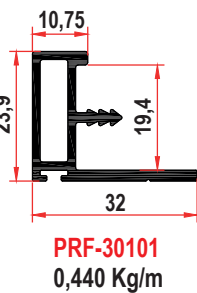
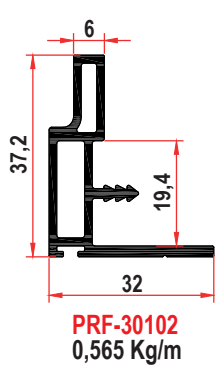
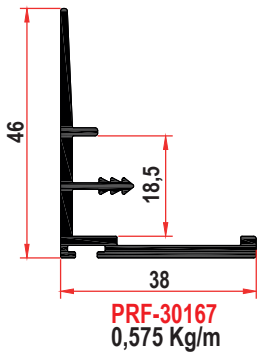
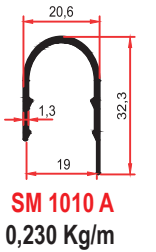
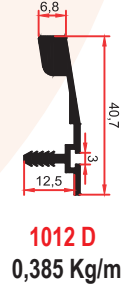
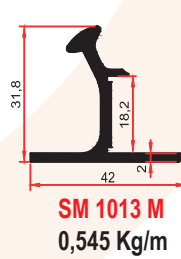
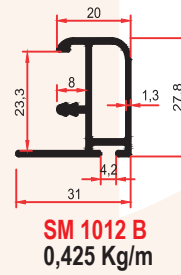
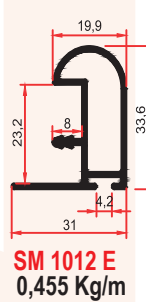
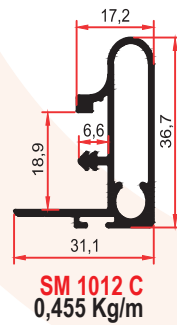
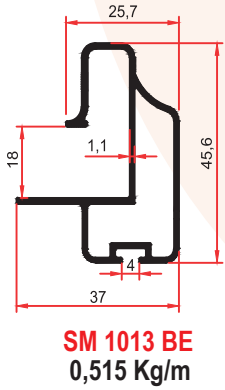
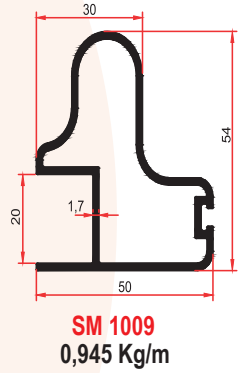
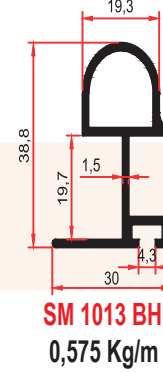
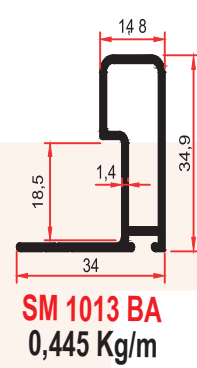
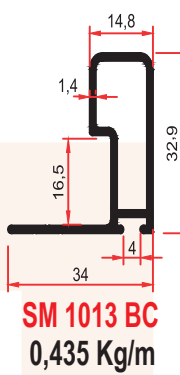
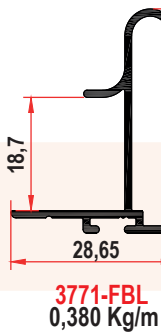
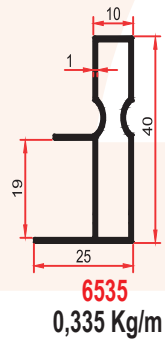
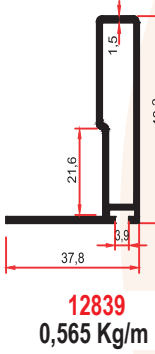
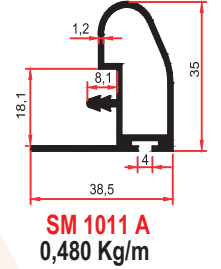
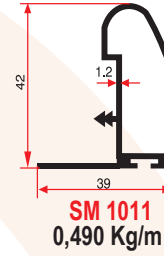
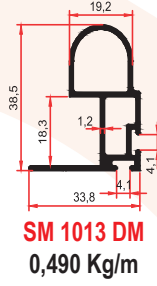
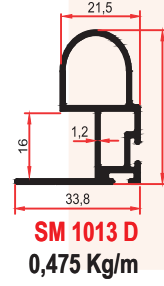
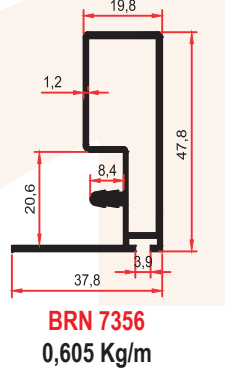
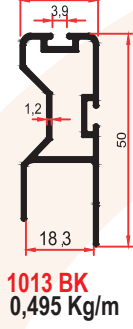
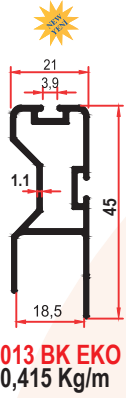
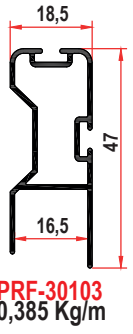
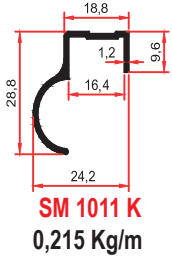
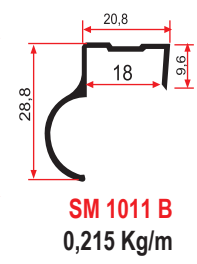
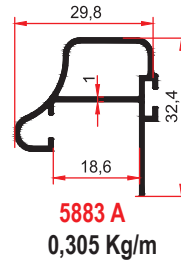
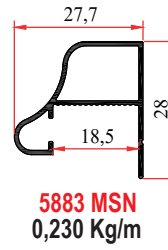
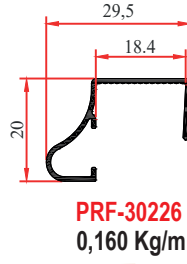
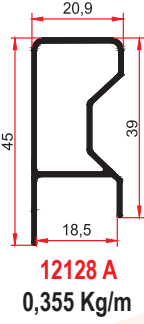
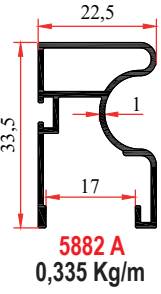
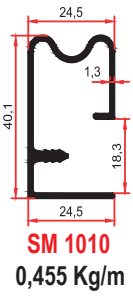


**E 1128**  
0,110 Kg/m



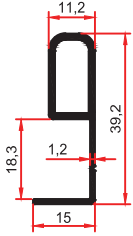
**E 1127**  
0,120 Kg/m

**BOY - KULP PROFİLLERİ HANDLE PROFILES**

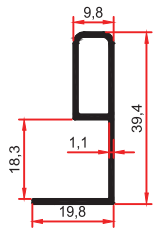




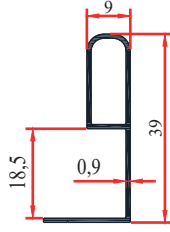
**BOY KULP PROFİLLERİ HANDLE HEIGHT PROFILES**



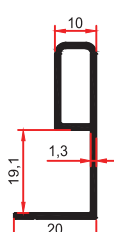
**6065**  
0,325 Kg/m



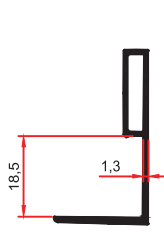
**SM 1010 P**  
0,275 Kg/m



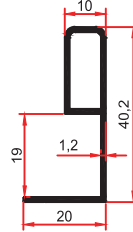
**1010 P EKO**  
0,215 Kg/m



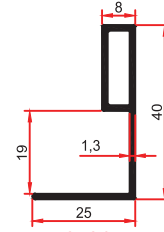
**8756**  
0,325 Kg/m



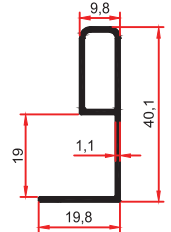
**8800**  
0,305 Kg/m



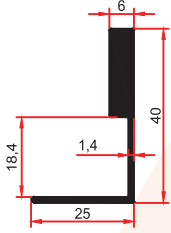
**E-1436**  
0,300 Kg/m



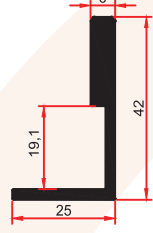
**6536**  
0,335 Kg/m



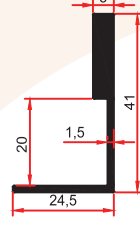
**8780**  
0,275 Kg/m



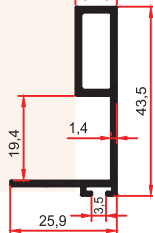
**7503**  
0,485 Kg/m



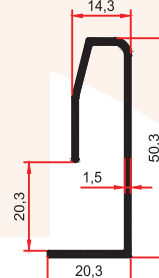
**8755**  
0,615 Kg/m



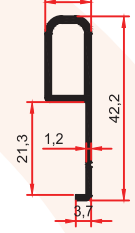
**9126 A**  
0,445 Kg/m



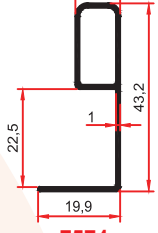
**6622**  
0,405 Kg/m



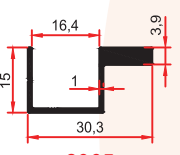
**SM 1013 Y**  
0,425 Kg/m



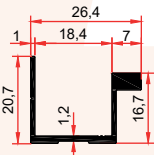
**SM 1010 B**  
0,295 Kg/m



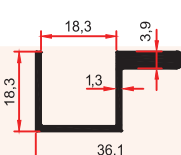
**7574**  
0,265 Kg/m



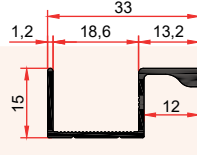
**8965**  
0,255 Kg/m



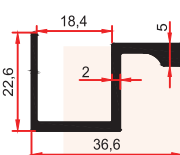
**1936**  
0,240 Kg/m



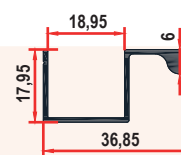
**7405**  
0,345 Kg/m



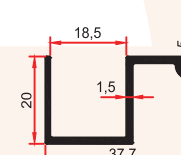
**9382**  
0,230 Kg/m



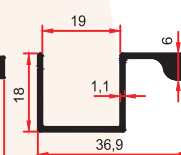
**7505**  
0,410 Kg/m



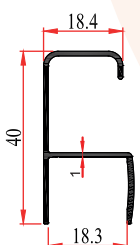
**7505 EKO**  
0,290 Kg/m



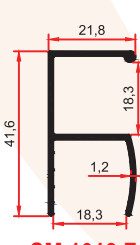
**9435**  
0,335 Kg/m



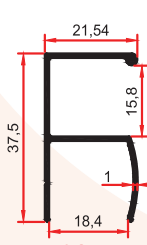
**8781**  
0,295 Kg/m



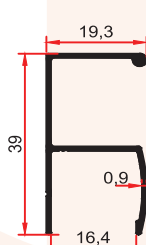
**2527 EKO**  
0,290 Kg/m



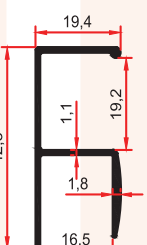
**SM 1013 F**  
0,335 Kg/m



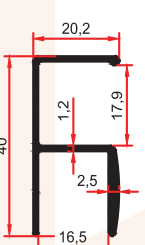
**9475**  
0,265 Kg/m



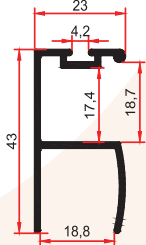
**3796 A**  
0,235 Kg/m



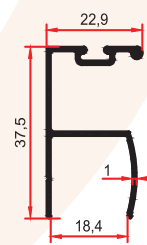
**6066**  
0,305 Kg/m



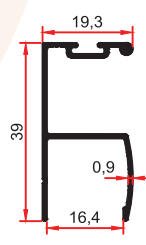
**SM 1013 BF**  
0,365 Kg/m



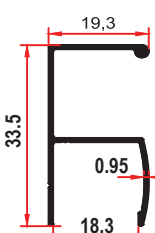
**1013 BJ**  
0,435 Kg/m



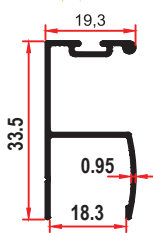
**9476**  
0,295 Kg/m



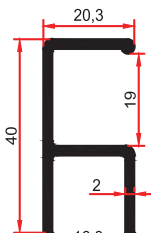
**3797 A**  
0,255 Kg/m



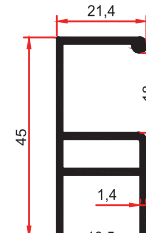
**PRF-30523**  
0,225 Kg/m



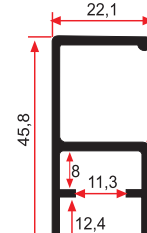
**PRF-30524**  
0,245 Kg/m



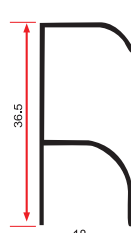
**SM 1013 A**  
0,505 Kg/m



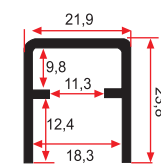
**SM 1013**  
0,485 Kg/m



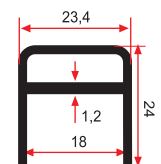
**SM 1013 E**  
0,535 Kg/m



**E 1910**  
0,225 Kg/m

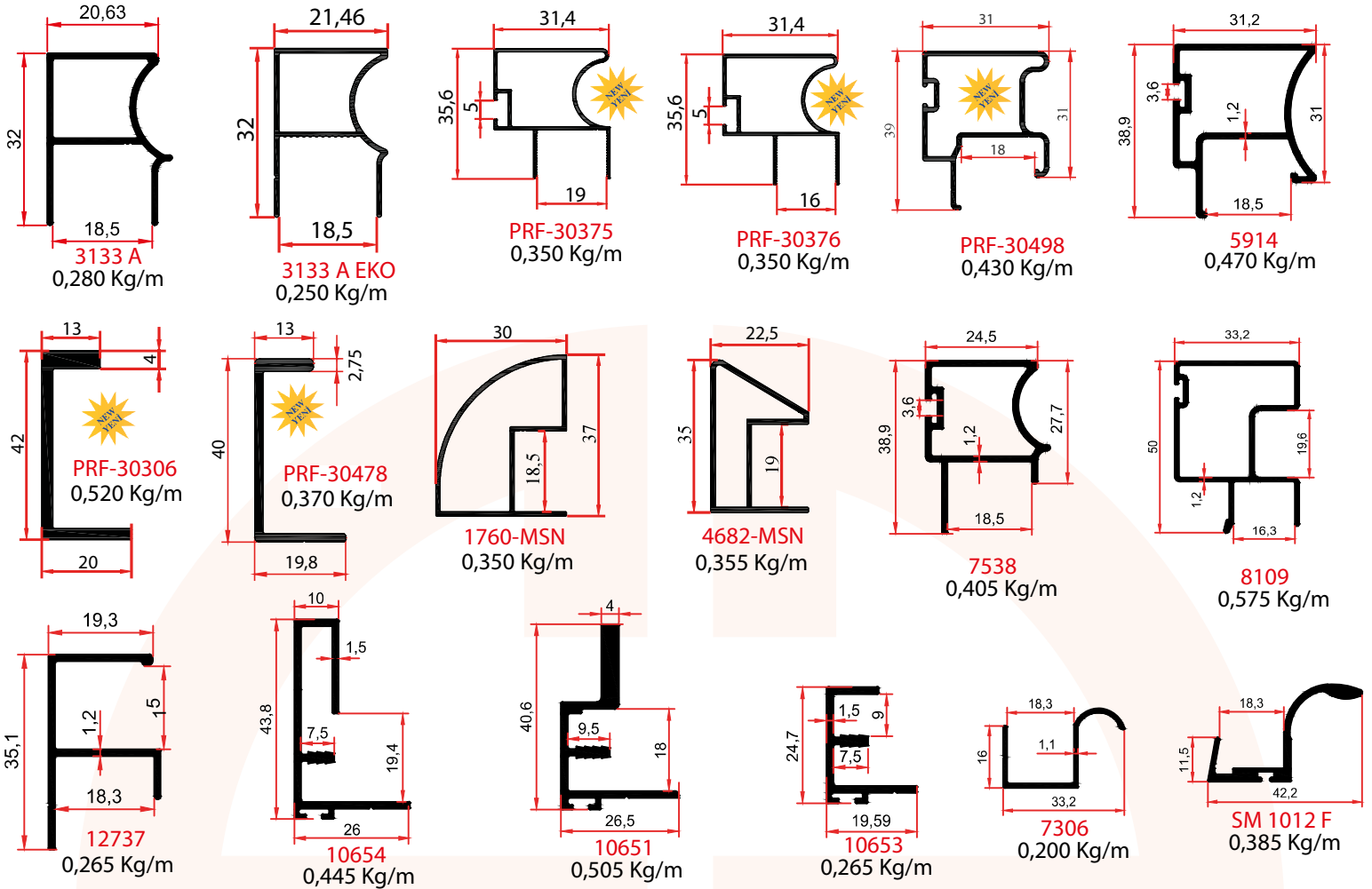


**SM 1012 A**  
0,350 Kg/m

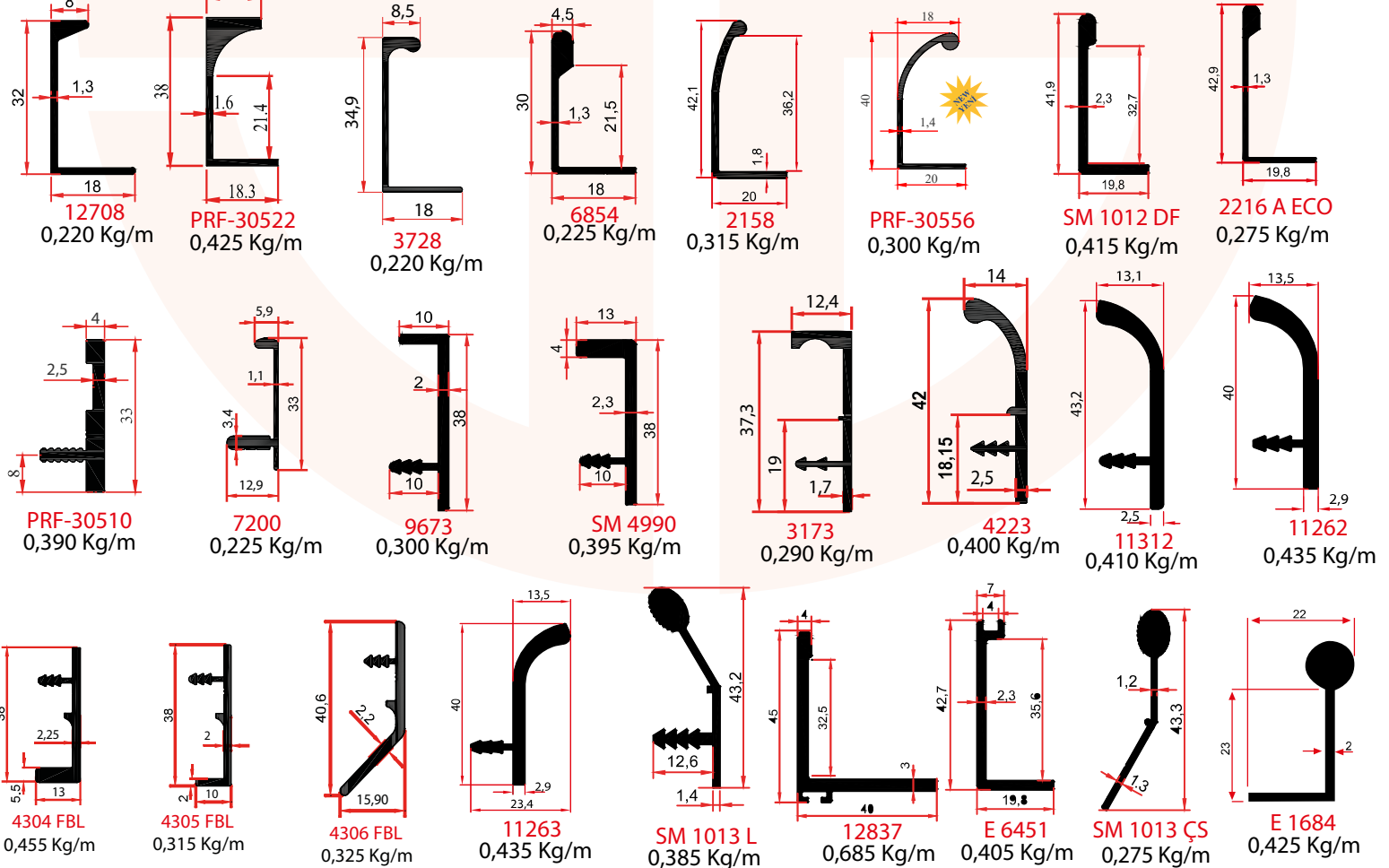


**SM 1012**  
0,410 Kg/m

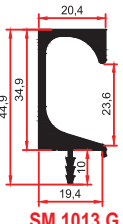
**BOY KULP PROFİLLERİ HANDLE HEIGHT PROFILES**



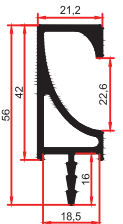
**ÇEKMECE KULP PROFİLLERİ DRAWER HEIGHT PROFILES**



**ÇEKMECE KULP PROFİLLERİ DRAWER HANDLE PROFILES**



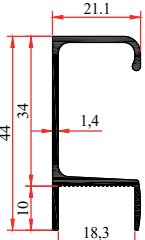
**SM 1013 G**  
0,635 Kg/m



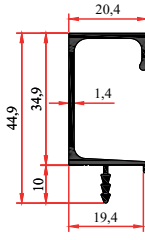
**SM 1013 G1**  
0,720 Kg/m



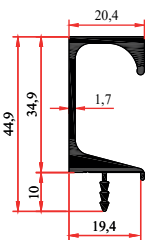
**SM 1013 G1 TAPA**



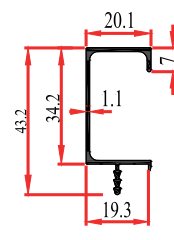
**SM 1013 G2**  
0,390 Kg/m



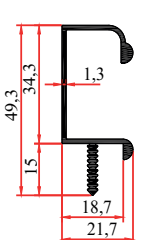
**SM 1013 G EKO**  
0,380 Kg/m



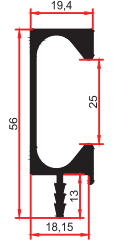
**SM 1013 G EKO-1**  
0,540 Kg/m



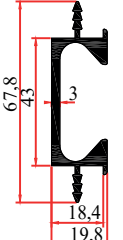
**PRF-30446**  
0,280 Kg/m



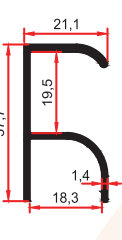
**1013 ÇR**  
0,435 Kg/m



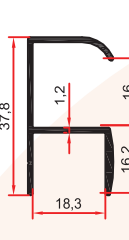
**9241**  
0,660 Kg/m



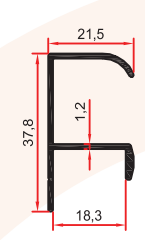
**1013 ÇM**  
0,900 Kg/m



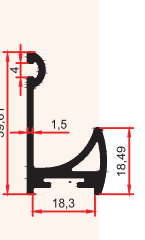
**SM 1013 C**  
0,360 Kg/m



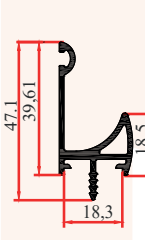
**SM 1013 B1**  
0,320 Kg/m




**SM 1013 B2**  
0,285 Kg/m



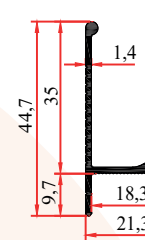
**8580**  
0,500 Kg/m



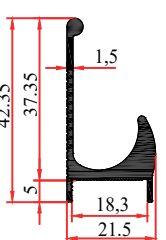
**8580 A**  
0,510 Kg/m



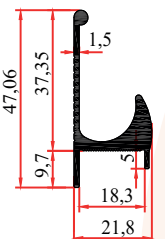
**8580-8580 A TAPA**



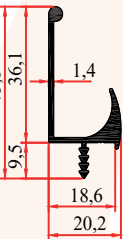
**PRF-30370**  
0,360 Kg/m



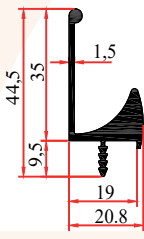
**PRF-30319**  
0,505 Kg/m



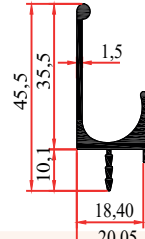
**10005**  
0,535 Kg/m



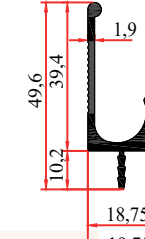
**2842 A**  
0,385 Kg/m



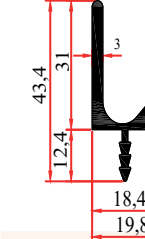
**1013 ÇZ**  
0,520 Kg/m



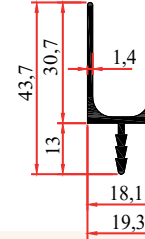
**8227**  
0,420 Kg/m



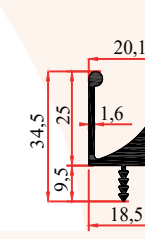
**1012 ÇD**  
0,495 Kg/m



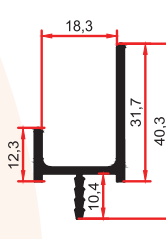
**1013 ÇN**  
0,525 Kg/m



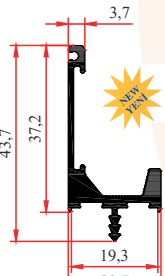
**1013 ÇN EKO**  
0,350 Kg/m



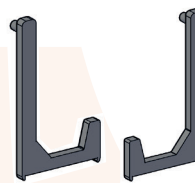
**5421**  
0,485 Kg/m



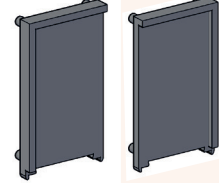
**SM 1013 K**  
0,315 Kg/m



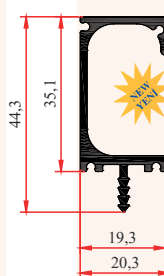
**PRF-30627**  
0,410 Kg/m



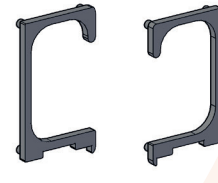
**30627 AÇIK TAPA SAĞ-SOL**



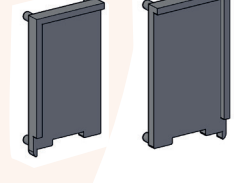
**30627 KAPALI TAPA SAĞ-SOL**



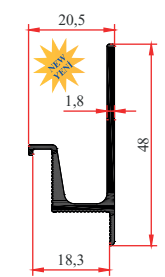
**PRF-30628**  
0,490 Kg/m



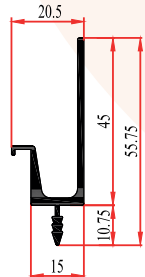
**30628 AÇIK TAPA SAĞ-SOL**



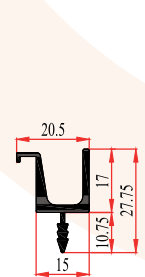
**30628 KAPALI TAPA SAĞ-SOL**



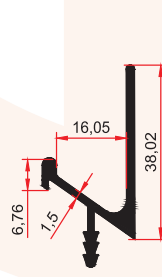
**10546 T**  
0,390 Kg/m



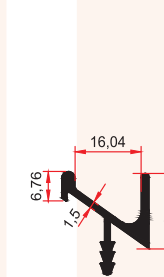
**10546**  
0,410 Kg/m



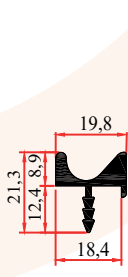
**10548**  
0,290 Kg/m



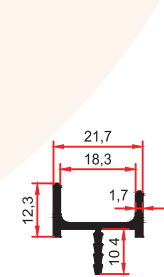
**5980 A**  
0,410 Kg/m



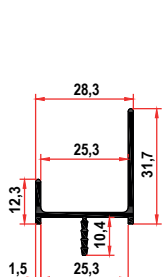
**5981 A**  
0,300 Kg/m



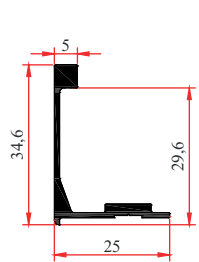
**1013 ÇO**  
0,345 Kg/m



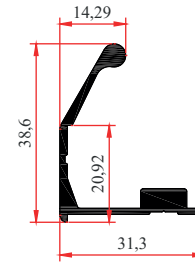
**SM 1013 ÇK**  
0,220 Kg/m



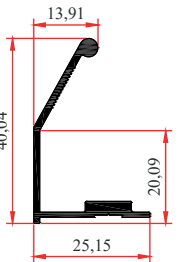
**PRF-30168**  
0,320 Kg/m



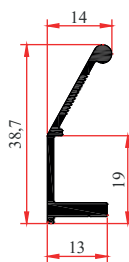
**12722**  
0,305 Kg/m



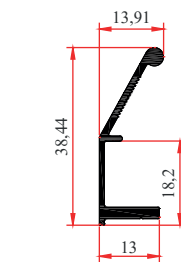
**8669**  
0,455 Kg/m



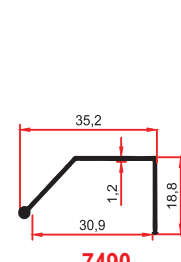
**1284**  
0,345 Kg/m



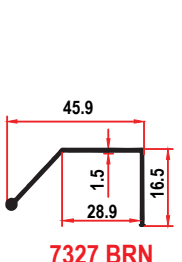
**7199**  
0,275 Kg/m



**7861**  
0,255 Kg/m

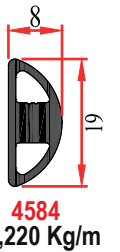
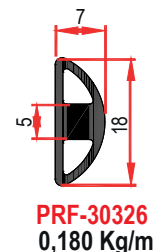
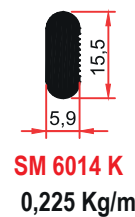
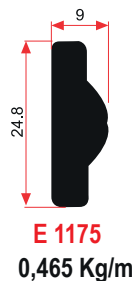
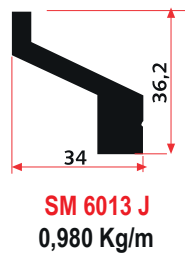
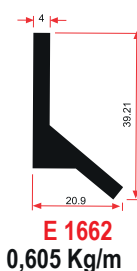
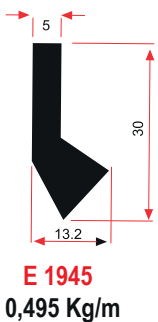
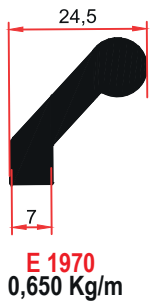
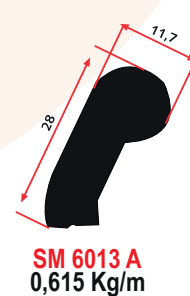
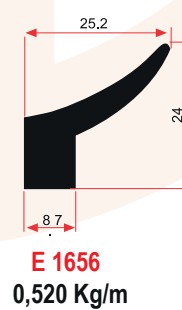
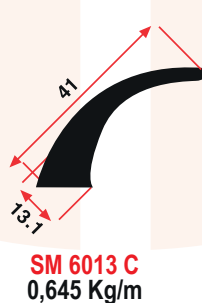
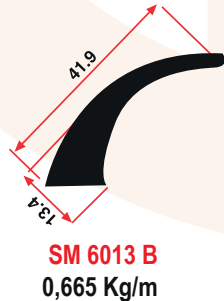
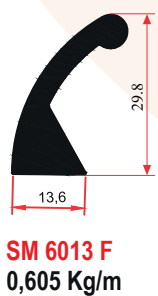
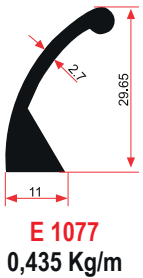
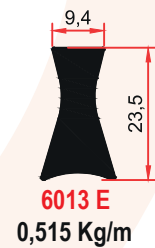
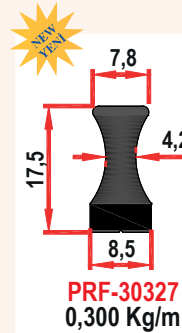
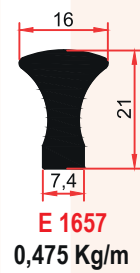
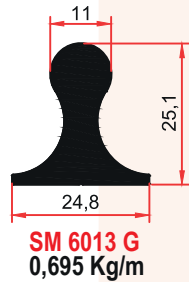
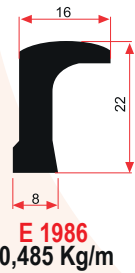
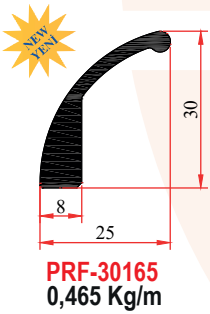
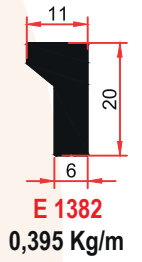
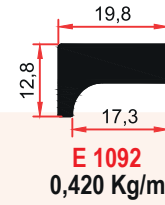
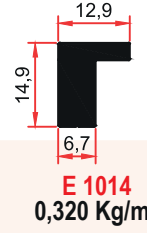
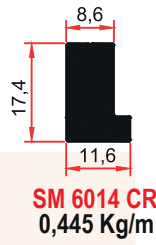
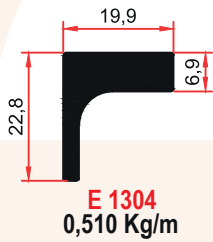
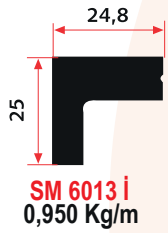
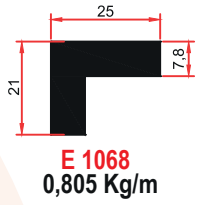
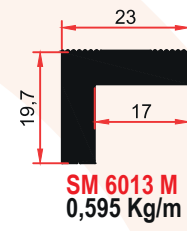
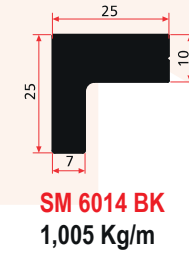
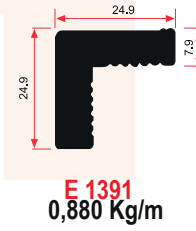
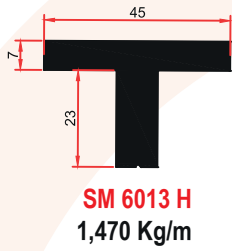
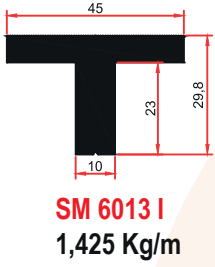
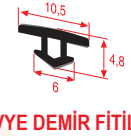
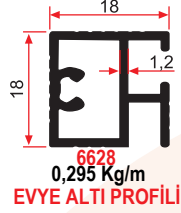
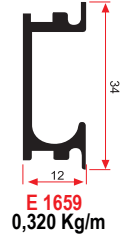
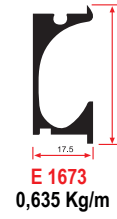
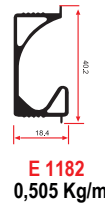
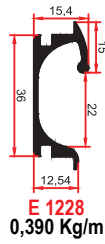
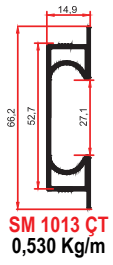


**7490**  
0,190 Kg/m



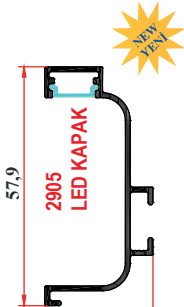
**7327 BRN**  
0,325 Kg/m






**GOLA KULP PROFİLLERİ**


**GOLA HANDLE PROFILES**



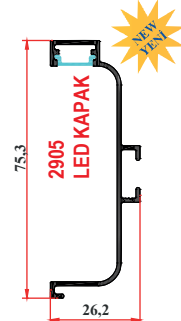
**LEDLİ GİZLİ KULP**  
2675 L  
0,400 Kg/m




2675 L AÇIK SAĞ - SOL TAPA




2675 L KAPALI SAĞ - SOL TAPA



**LEDLİ GİZLİ KULP**  
2676 L  
0,460Kg/m



2676 L AÇIK SAĞ - SOL TAPA



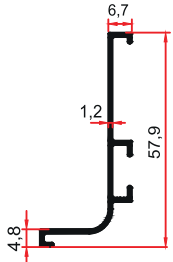
2676 L KAPALI SAĞ - SOL TAPA



2676 A - 2675 A  
METAL KÖŞE BAĞLANTI

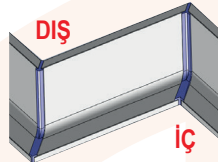


2676 A - 2675 A  
PLS KÖŞE BAĞLANTI



**2675 A**  
0,325 Kg/m

2675 A DIŞ DÖNÜŞ



DIŞ


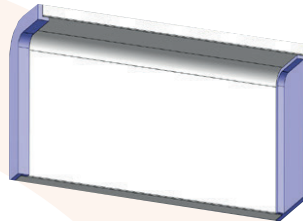
İÇ



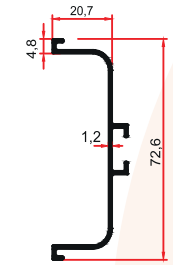
2675 A İÇ DÖNÜŞ



2675 A YAN TAPA

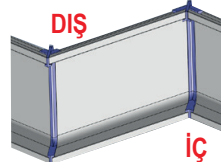


2675 A FİNAL TAPA



**2676 A**  
0,415 Kg/m

2676 A DIŞ DÖNÜŞ



DIŞ

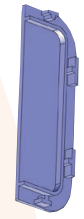
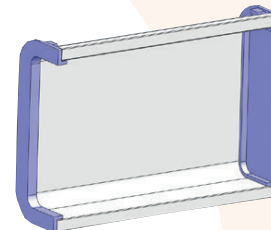
İÇ



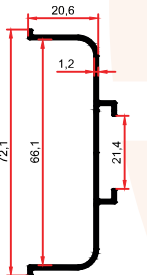
2676 A İÇ DÖNÜŞ



2676 A YAN TAPA


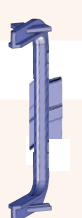


2676 A FİNAL TAPA



**7362**  
0,395 Kg/m


7362 DIŞ DÖNÜŞ



7362 İÇ DÖNÜŞ

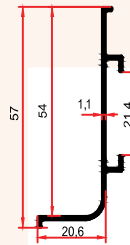


7362 TAPA



7362 FİNAL TAPA

7362 - 7363 KULP  
KÖŞE PLS.




**7363**  
0,275 Kg/m

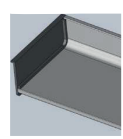
7363 DIŞ DÖNÜŞ



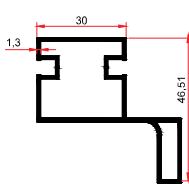
7363 İÇ DÖNÜŞ



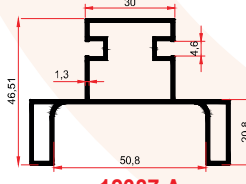
7363 TAPA



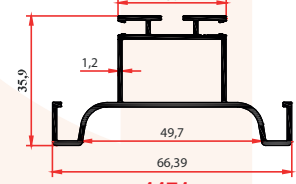
7363 FİNAL TAPA



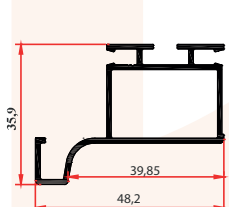
**12388 A**  
0,670 Kg/m



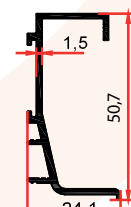
**12387 A**  
0,890 Kg/m



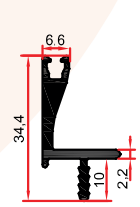
**4471**  
0,690 Kg/m



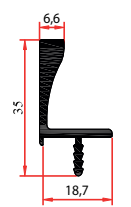
**4470**  
0,560 Kg/m



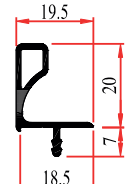
**4307**  
0,415 Kg/m



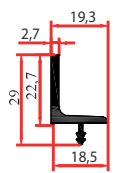
**7364**  
0,380 Kg/m



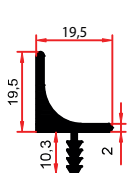
**7364 A**  
0,400 Kg/m



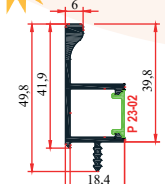
**PRF-30341**  
0,235 Kg/m



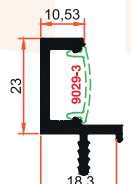
**4089**  
0,305 Kg/m



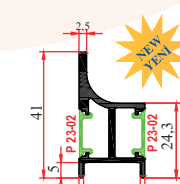
**5981 B**  
0,315 Kg/m



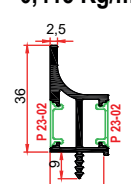
**PRF-30612**  
0,490 Kg/m



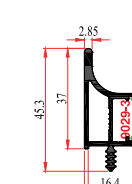
**2846 A**  
0,360 Kg/m



**PRF-30547**  
0,480 Kg/m



**PRF-30499**  
0,475 Kg/m

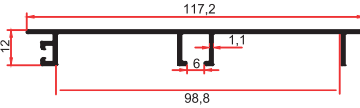


**4308**  
0,475 Kg/m

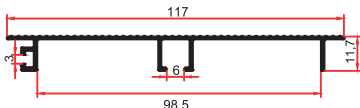


7364 FİTİL

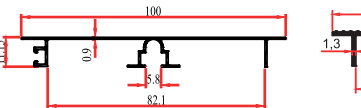
**BAZA ve TEZGAH ÇİTA PROFİLLERİ BASE & WORKTOP PROFILES**



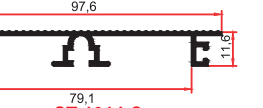
**ST 1014 G**  
0,550 Kg/m



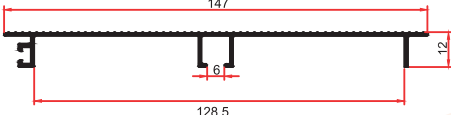
**ST 1014 C-1**  
0,520 Kg/m



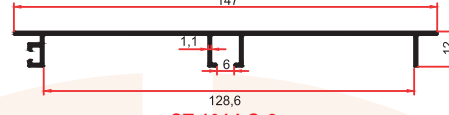
**ST 1014 G-1**  
0,420 Kg/m



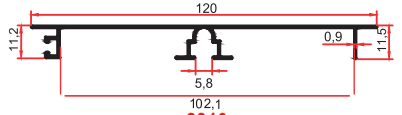
**ST 1014 C**  
0,550 Kg/m




**ST 1014 C-2**  
0,650 Kg/m



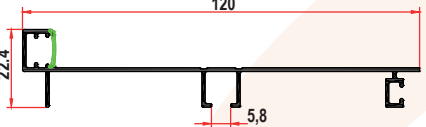
**ST 1014 G-2**  
0,615 Kg/m



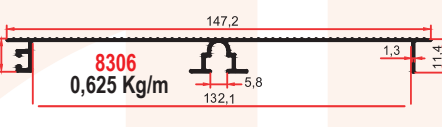
**8310**  
0,465 Kg/m



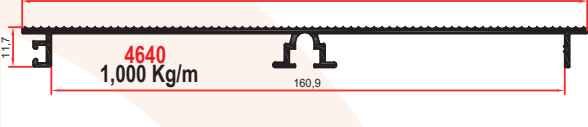
12252 / PRF-30298  
BASAMAK PRF KAPAĞI



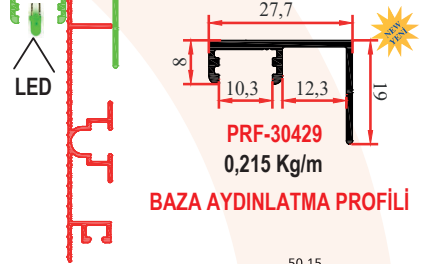
**PRF-30305**  
LEDLİ BAZA  
0,585 Kg/m




**8306**  
0,625 Kg/m




**4640**  
1,000 Kg/m




**PRF-30429**  
BAZA AYDINLATMA PROFİLİ  
0,215 Kg/m



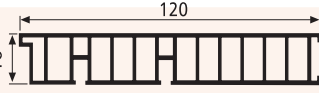
**BAZA KÖŞESİ 10-12-15 Cm**




**BAZA KÖŞESİ 10-12-15 Cm**



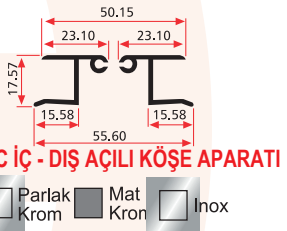
**100 MM'LİK PVC BAZA**



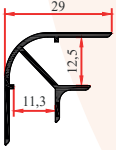
**120 MM'LİK PVC BAZA**



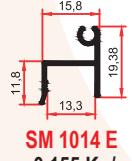
**150 MM'LİK PVC BAZA**




**PVC İÇ - DIŞ AÇILI KÖŞE APARATI**



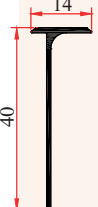
**SM 1014 D**  
0,275 Kg/m



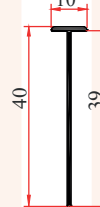
**SM 1014 E**  
0,155 Kg/m



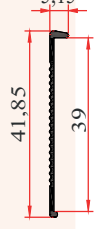
**SM 1096**  
1,095 Kg/m



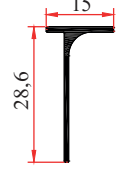
**PRF-30261**  
ARA ÇİTA  
40'LİK EKO  
0,155 Kg/m



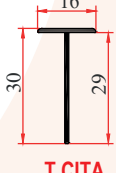
**T ÇİTA**  
40 MM  
0,145 Kg/m



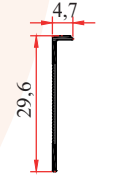
**YAN ÇİTA**  
40 MM  
0,140 Kg/m



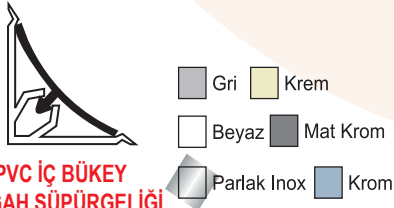
**PRF-30262**  
ARA ÇİTA  
30'LUK EKO  
0,135 Kg/m



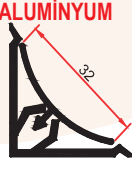
**T ÇİTA**  
0,135 Kg/m



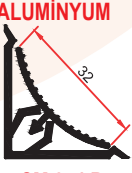
**PRF-30263**  
YAN ÇİTA  
30'LUK EKO  
0,075 Kg/m



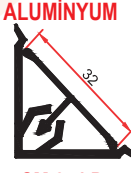
**PVC İÇ BÜKEY**  
TEZGAH SÜPÜRGELİĞİ



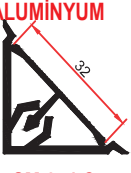
**SM 254 A**  
0,125 Kg/m



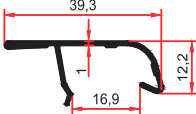
**SM 254 B**  
0,135 Kg/m



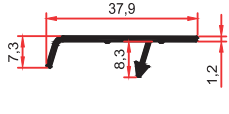
**SM 254 D**  
0,145 Kg/m




**SM 254 C**  
0,130 Kg/m




**TEZGAH SÜPÜRGELİĞİ**  
BASEBORD PROFILE  
**7483**  
0,200 Kg/m




**TEZGAH SÜPÜRGELİĞİ**  
BASEBORD PROFILE  
**7136**  
0,165 Kg/m




**ALUMİNYUM KÜÇÜK**  
SÜPÜRGELİK



**ALUMİNYUM**  
SÜPÜRGELİK  
DIŞ KÖŞE

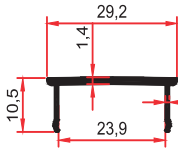


**ALUMİNYUM**  
SÜPÜRGELİK  
İÇ KÖŞE

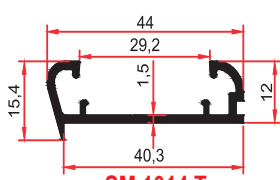


**ALUMİNYUM**  
SÜPÜRGELİK  
TAPA

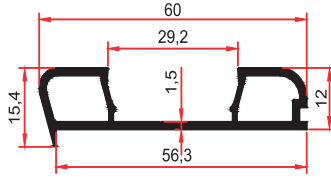
**BAZA ve TEZGAH ÇİTA PROFİLLERİ** BASE & WORKTOP PROFILES



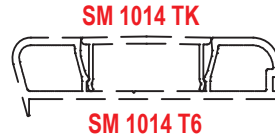
**SM 1014 TK**  
0,155 Kg/m



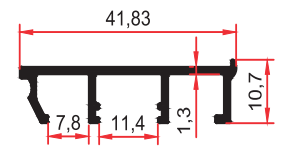
**SM 1014 T**  
0,330 Kg/m



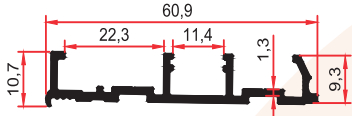
**SM 1014 T6**  
0,485 Kg/m



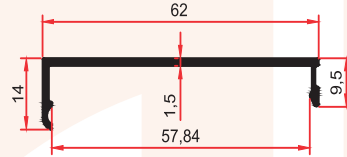
**SM 1014 TK**  
**SM 1014 T6**



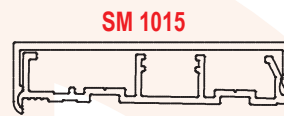
**6236**  
0,285 Kg/m



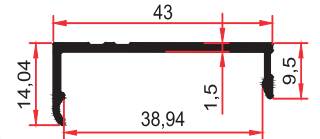
**SM 1015 A**  
0,375 Kg/m



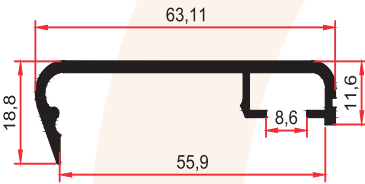
**SM 1015**  
0,325 Kg/m



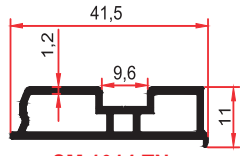
**SM 1015**  
**SM 1015 A**



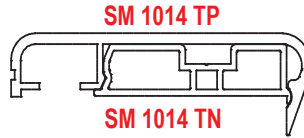
**6271**  
0,245 Kg/m



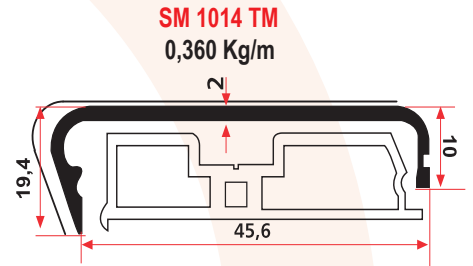
**SM 1014 TP**  
0,510 Kg/m



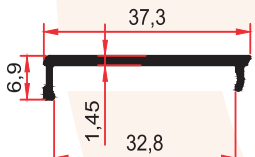
**SM 1014 TN**  
0,350 Kg/m



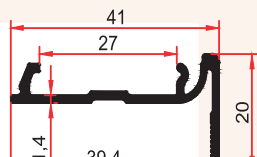
**SM 1014 TP**  
**SM 1014 TN**



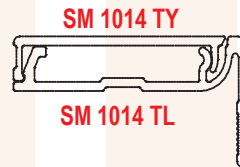
**SM 1014 TM**  
0,360 Kg/m



**SM 1014 TY**  
0,175 Kg/m



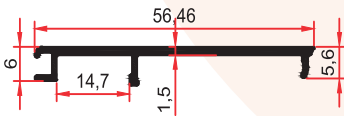
**SM 1014 TL**  
0,290 Kg/m



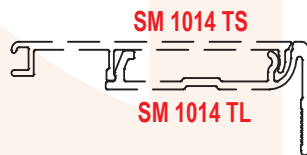
**SM 1014 TY**  
**SM 1014 TL**



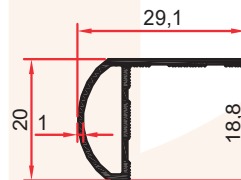
**MUTFAK TEZGAH PLS DIŞ KÖŞE**



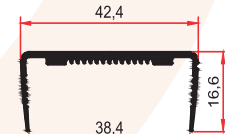
**SM 1014 TS**  
0,270 Kg/m



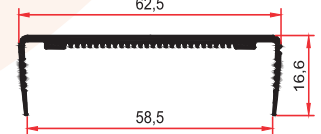
**SM 1014 TS**  
**SM 1014 TL**




**4746**  
0,185 Kg/m




**7628**  
0,285 Kg/m



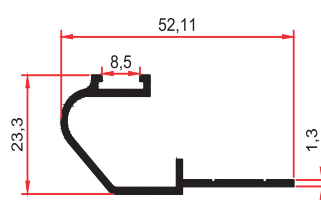
**7629**  
0,395 Kg/m



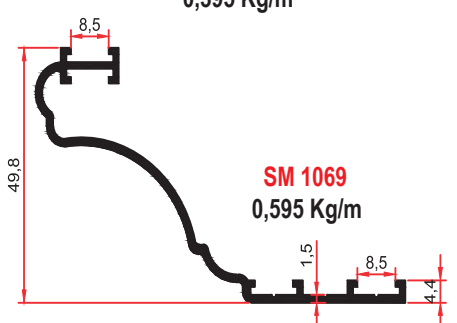
**7629 - 60°LİK**  
**TEZGAH ALIN ve DIŞ KÖŞE**



**7628 - 40°LİK**  
**TEZGAH ALIN ve DIŞ KÖŞE**

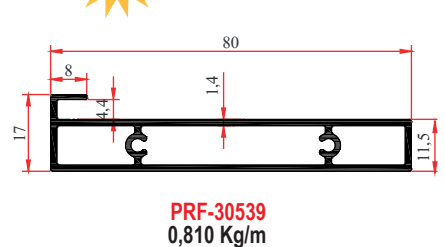
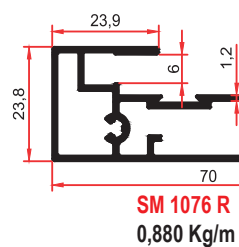
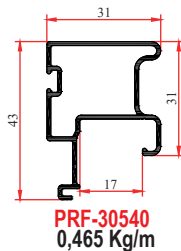
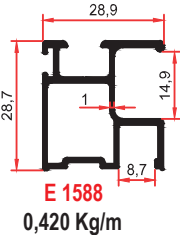
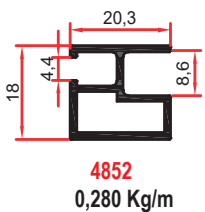
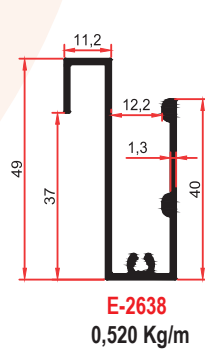
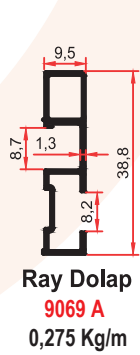
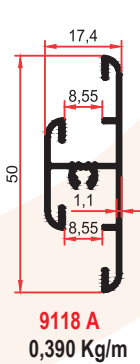
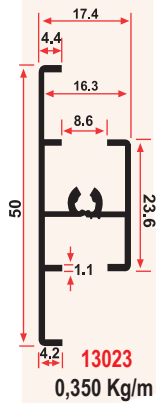
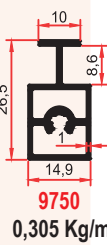
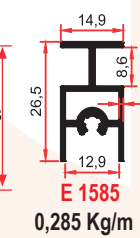
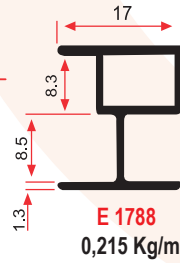
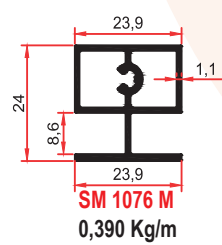
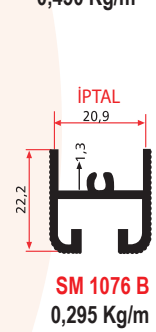
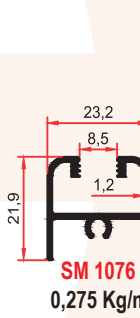
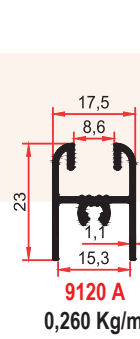
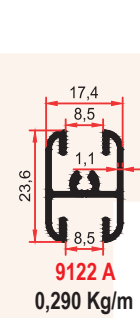
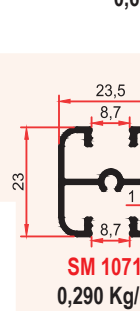
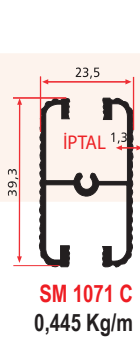
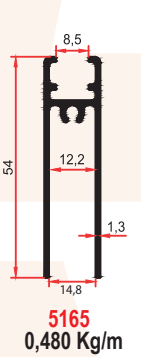
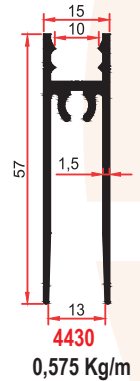
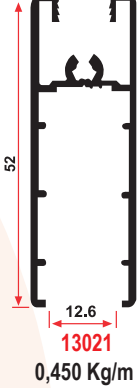
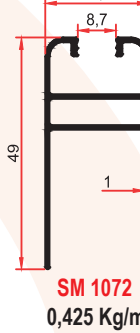
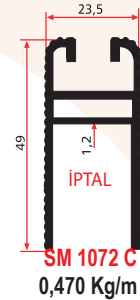
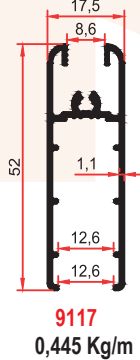
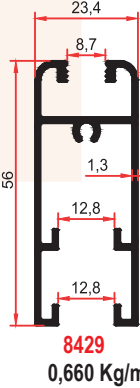
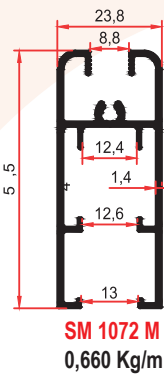
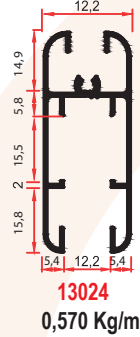
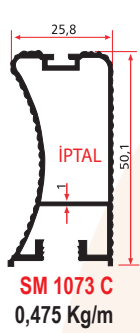
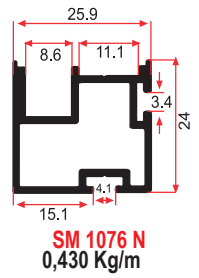
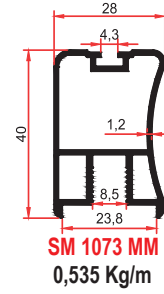
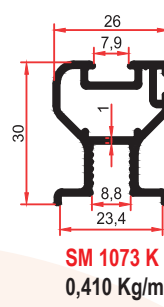
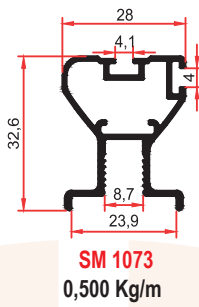
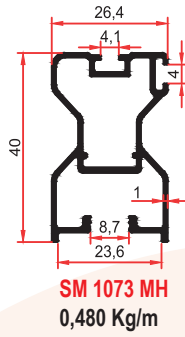
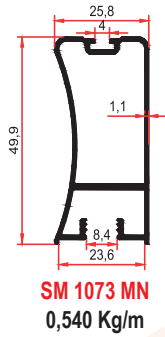
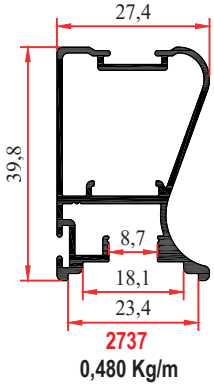


**SM 1069 A**  
0,330 Kg/m



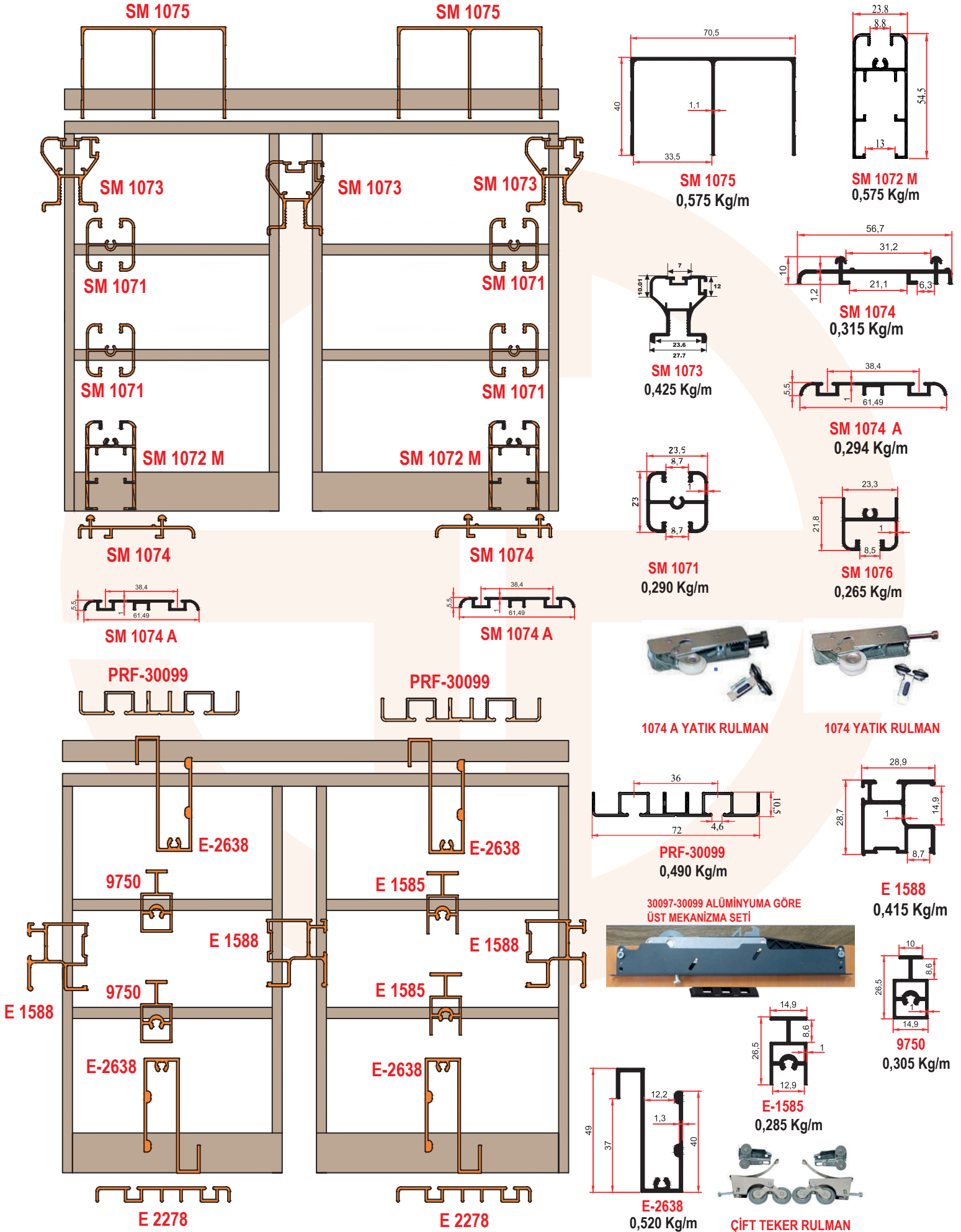
**SM 1069**  
0,595 Kg/m

RAY DOLAP PROFİLLERİ SLIDIG DOOR PROFILES

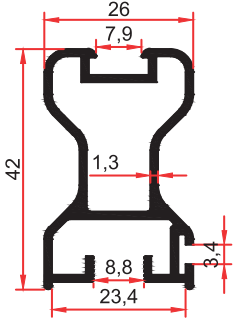




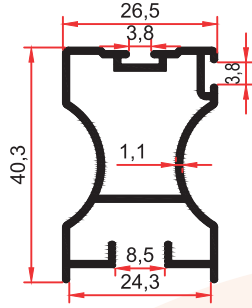
RAY DOLAP PROFİLLERİ SLIDIG DOOR PROFILES



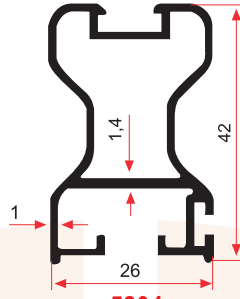
YENİ MOBİLYA PROFİLLERİ NEW FURNITURE PROFILES



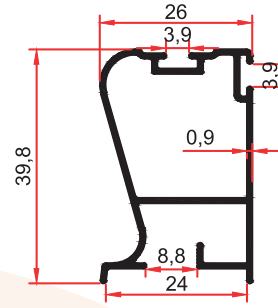
**4418**  
0,600 Kg/m



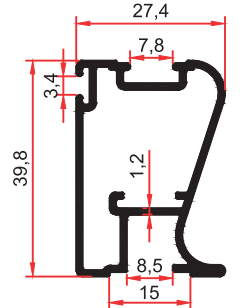
**7277**  
0,480 Kg/m



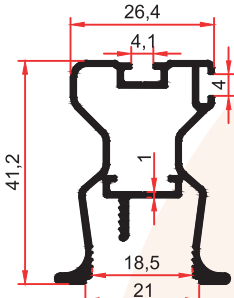
**5804**  
0,495 Kg/m



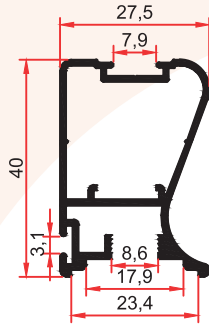
**7472**  
0,375 Kg/m



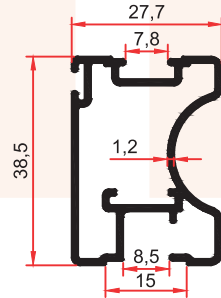
**7344**  
0,550 Kg/m



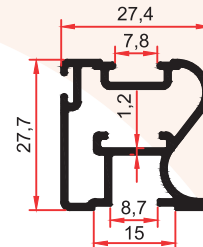
**7473**  
0,520 Kg/m



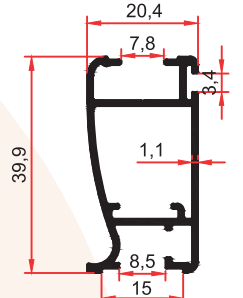
**13431**  
0,515 Kg/m



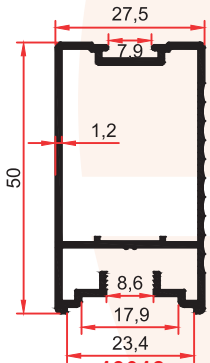
**7346**  
0,565 Kg/m



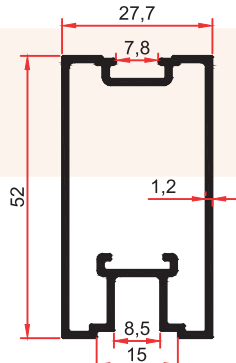
**7345**  
0,470 Kg/m



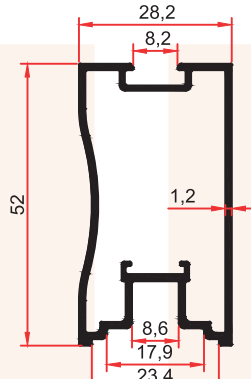
**7347**  
0,430 Kg/m



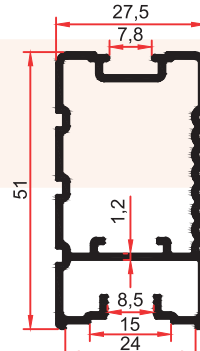
**13018**  
0,570 Kg/m



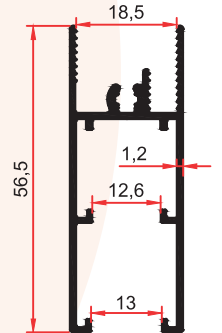
**7348**  
0,645 Kg/m



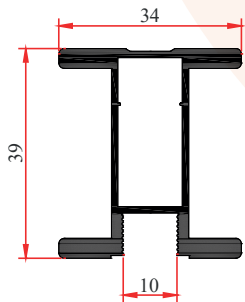
**13436**  
0,625 Kg/m



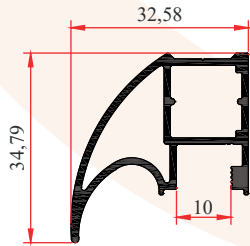
**7349**  
0,655 Kg/m



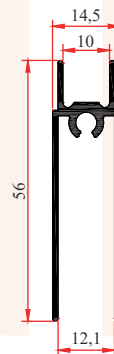
**7474**  
0,530 Kg/m



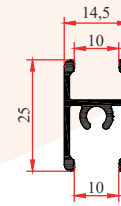
**PRF-30088**  
0,760 Kg/m



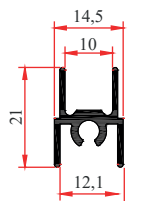
**PRF-30087**  
0,500 KG/M



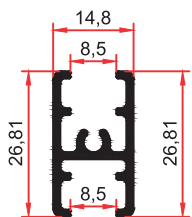
**PRF-30089**  
0,465 KG/M



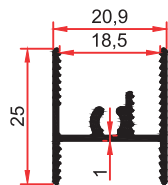
**PRF-30090**  
0,275 KG/M



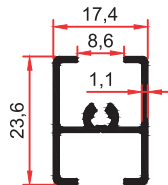
**PRF-30091**  
0,240 KG/M



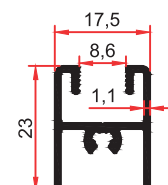
**5167**  
0,320 Kg/m



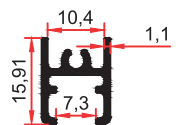
**7475**  
0,245 Kg/m



**8062**  
0,255 Kg/m

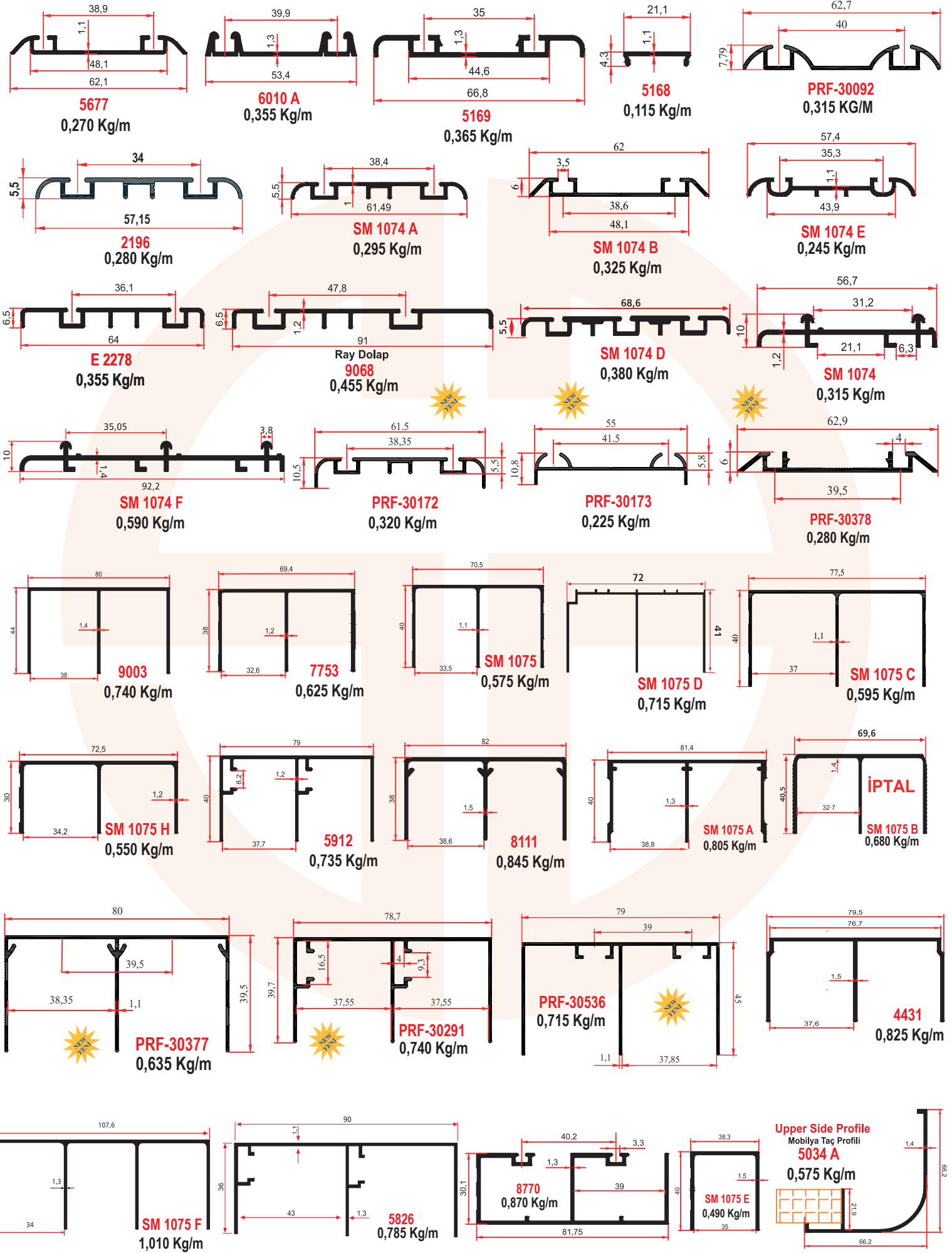


**6830**  
0,265 Kg/m

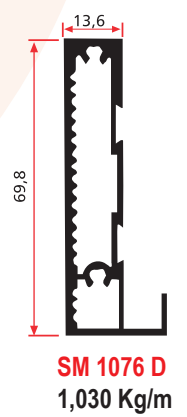
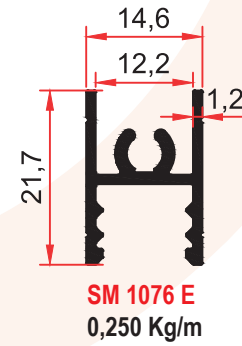
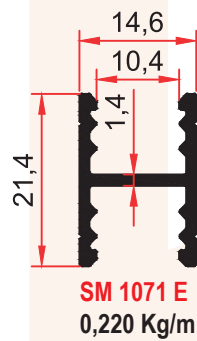
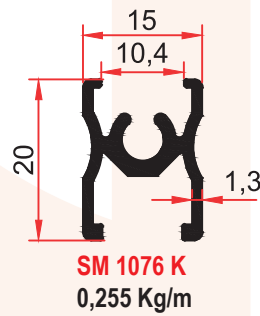
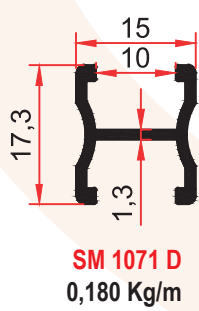
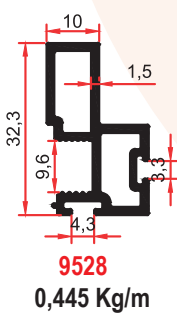
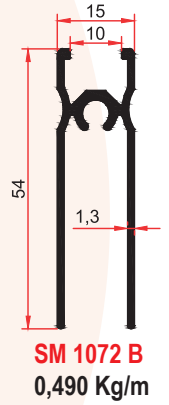
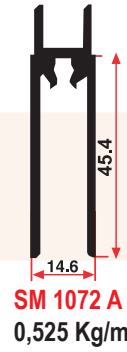
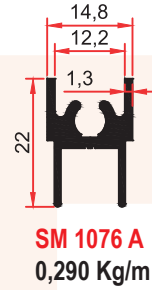
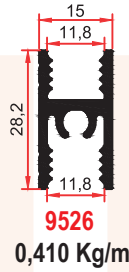
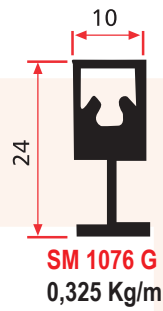
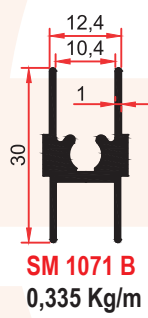
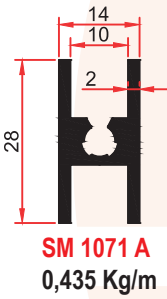
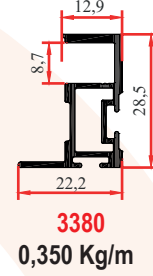
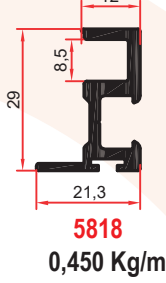
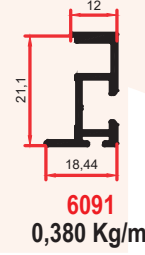
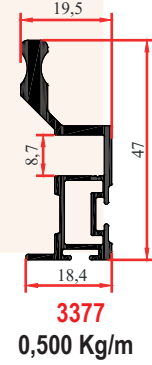
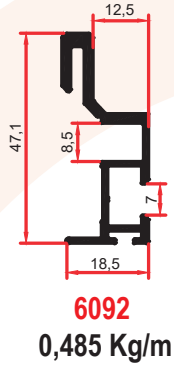
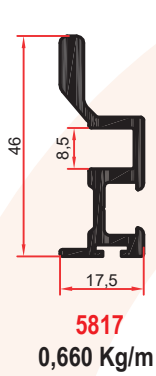
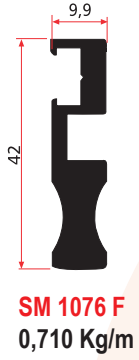
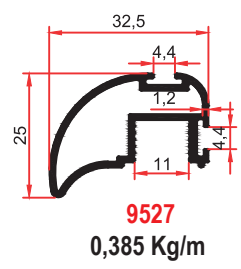
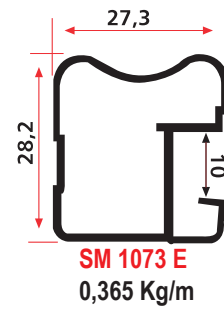
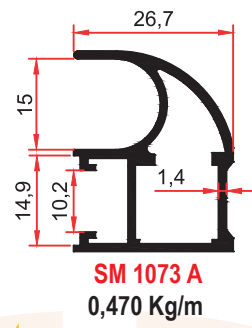
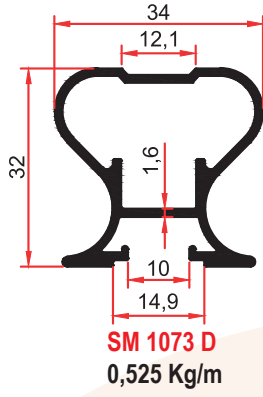
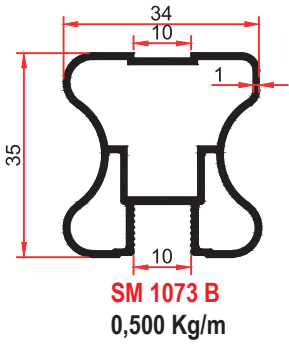


**5164**  
0,235 Kg/m

**YENİ MOBİLYA PROFİLLERİ NEW FURNITURE PROFILES**







**SM 1073 B RULMAN**



**SM 1073 A RULMAN**

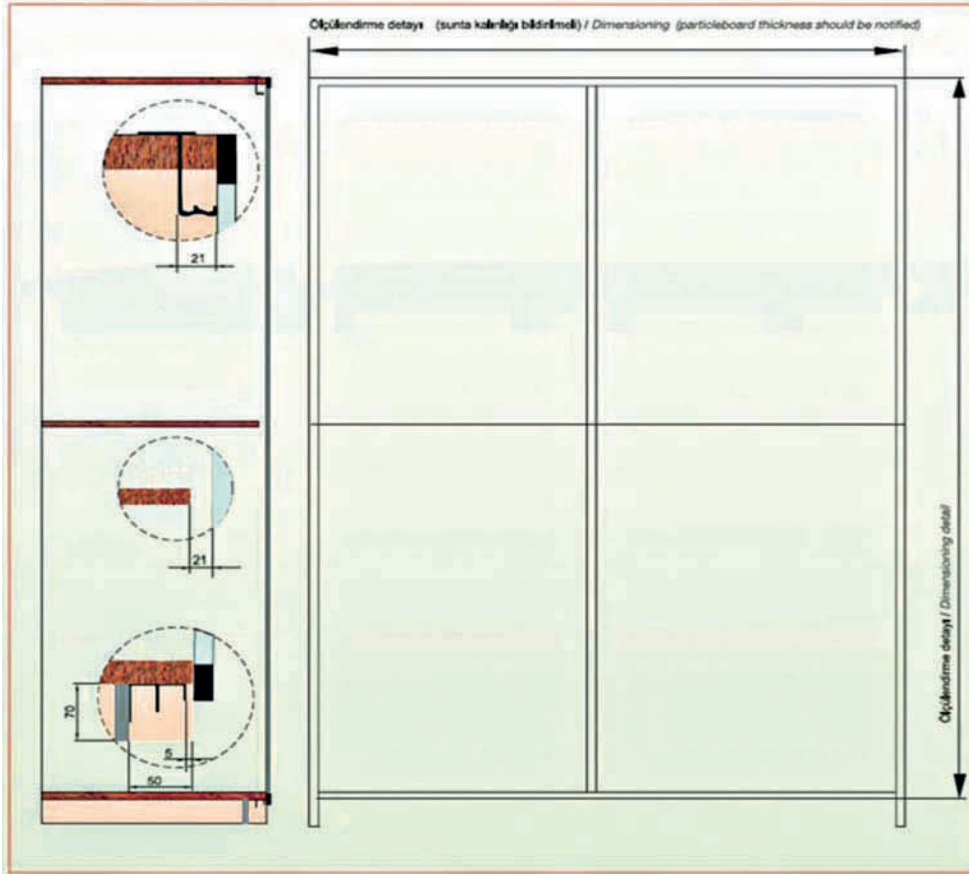


**ÇİFT TEKER RULMAN**



**ÜST KLAVUZ**

## SÜRMELİ ALÜMİNYUM KAPAK MONTAJ UYGULAMASI ALUMINIUM SLIDING DOOR ASSEMBLY APPLICATIONS



Üst teker dış kapak montaj  
Upper wheel external cover installation



Alt teker dış kapak montaj  
Inferior wheel external cover installation



Üst teker iç kapak montaj  
Upper wheel internal cover installation



Alt teker iç kapak montaj  
Inferior wheel internal cover installation



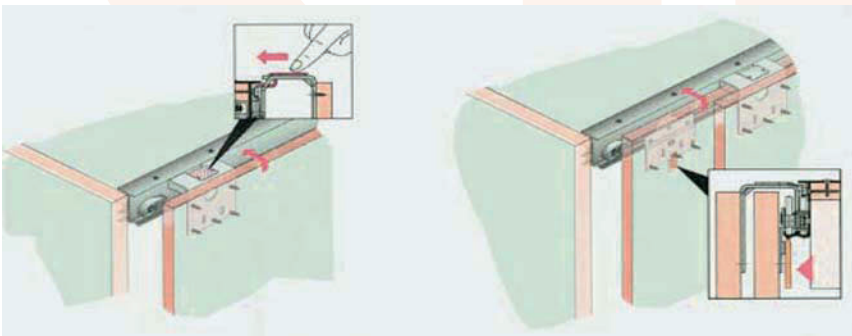
### Büyük dolaplar için tasarım serbestliği

Özellikle yatak odalarındaki ağır kapaklı dolaplar için sürmek kapak mekanizması. Ahşap veya alüminyum çerçeveli kapaklar için özel mekanizmalar sayesinde iç düzenleme için daha fazla yer kazanımı sağlanır. Farklı sevk mekanizmaları sayesinde baza ayağı kısımlarında ve tüm mobilya dizaynlarına uyum sağlar.

### Freedom of design for large cabinets

Valve drive mechanism for sliding doors, especially heavy bedrooms. Wood or aluminum-framed doors with special mechanisms to gain more space for the internal arrangement is provided.

Base through referral mechanisms in different parts of the leg and fit all types of furniture designs.

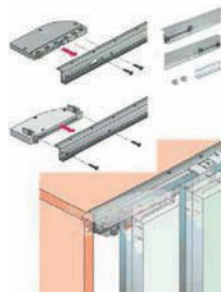
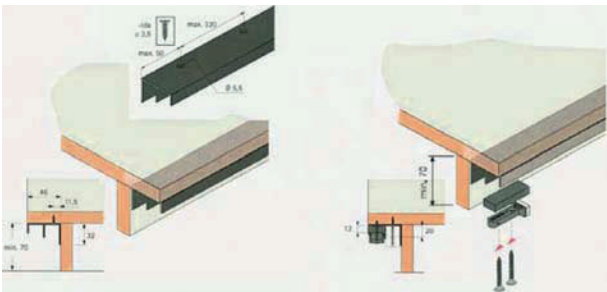


### Darbe Emici Sistem


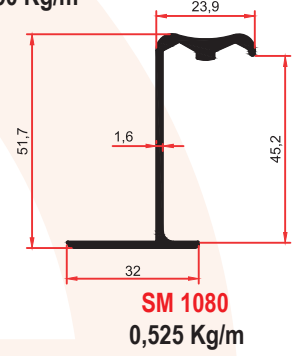
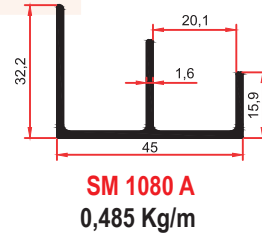
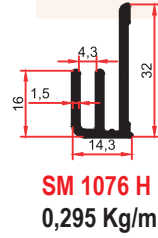
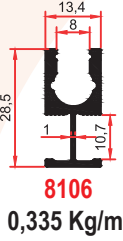
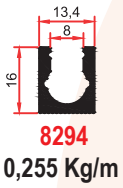
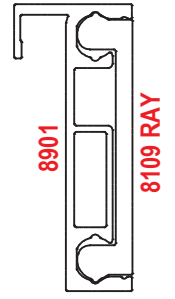
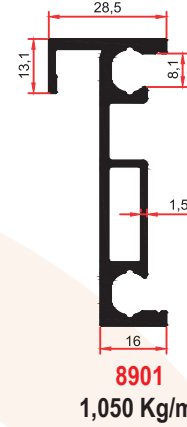
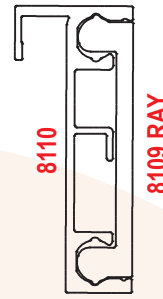
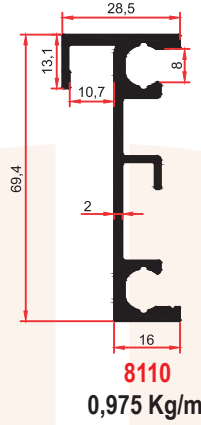
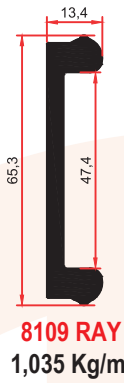
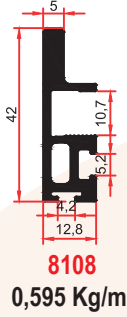
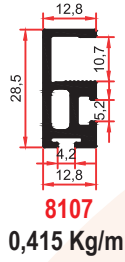
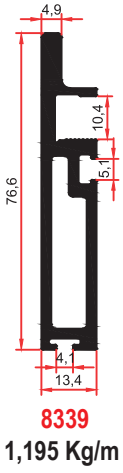
•Alüminyum çerçeveli kapaklar veya Ahşap kapaklar için hareket profili ile birlikte kullanılabilir.  
•Max kapak ağırlığı 50 kg

### Impact Absorbing System




• Aluminium framed doors or wooden doors can be used in conjunction with the motion profile.  
• Maximum door weight 50 kg



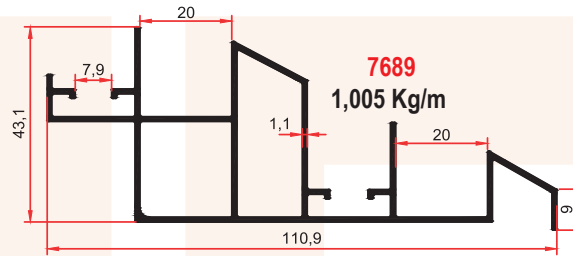
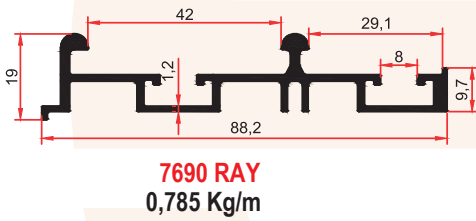
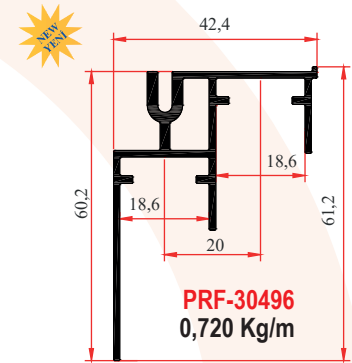
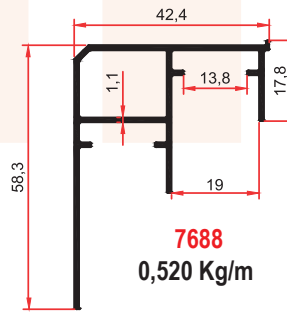
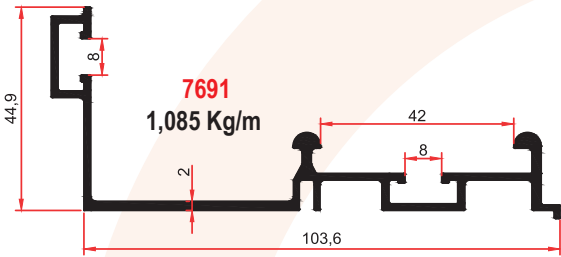
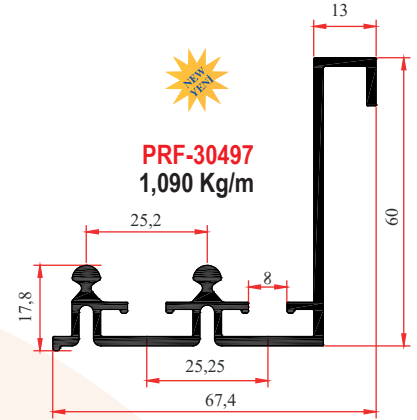
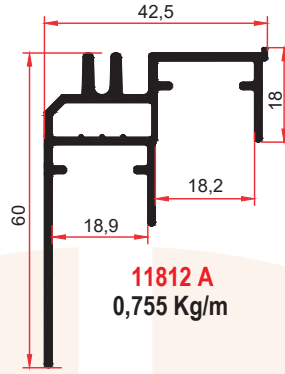
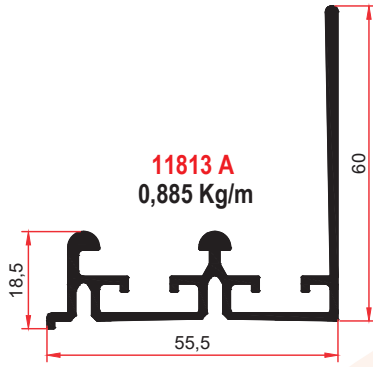
**RAY DOLAP KAPAK - TOPLİNE 22 SERİSİ 22 TOPLİNE SERIES DRUM COVER - RAY**



**TOPLİNE 22 CAM FİTİLİ**



**RAY DOLAP AĞIR SİSTEM MEKANİZMALARI HEAVY RAIL SYSTEM MECHANISMS OF CABINET**



**AYARLI DIŞ ÜST MAKARA**



**DIŞ ALT KILAVUZ**




**AYARLI İÇ ÜST MAKARA**



**AYARLI İÇ ÜST MAKARA**



**AĞIR SİSTEM DIŞ MEKANİZMA**



**AĞIR SİSTEM İÇ MEKANİZMA**



## RAY DOLAP AĞIR SİSTEM MEKANİZMALARI HEAVY RAIL SYSTEM MECHANISMS OF CABINET



### ÖZELİKLER

Ayarlı ve Ray içi yavaşlatıcı sürgü kapak mekanizması, 37 mm üst raya göre hazırlanmış ve ray içi yavaşlatıcı sürgü kapaklar için özel hazırlanmıştır.

Alt Pom kaplı rulmanlı tekerlekle çalışır. Üst teker, tasarım özelliklerinden dolayı kapak sallantı ve ses yapmaktadır.


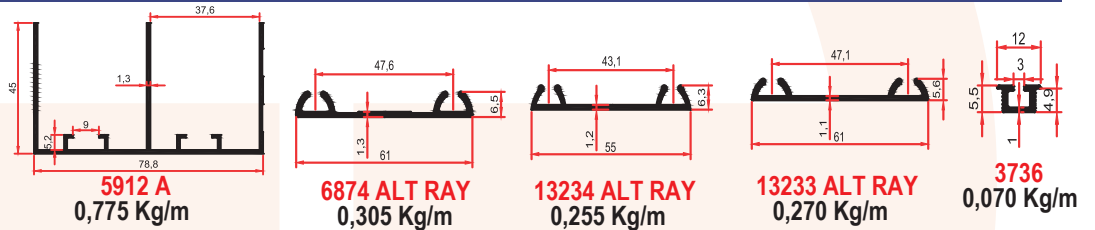
### PROPERTIES

Sliding door mechanism with 80 kg. carrying capacity. Works Pom covered roller at the bottom.

#### Takım İçerisi



#### Alüminyum Alt & Üst Raylar



### ÖZELİKLER

Frenli sürgü kapak mekanizması 80 Kg. taşıma kapasitelidir. Alt ve üstte poliamit kahlı rulmanlı tekerlek ile çalışır.

Kullanım olarak kolay montaj rahatlığı ve çalışma özeliğine sahiptir. Görünüm ve estetik en üst seviyede tasarlanmıştır.

### PROPERTIES

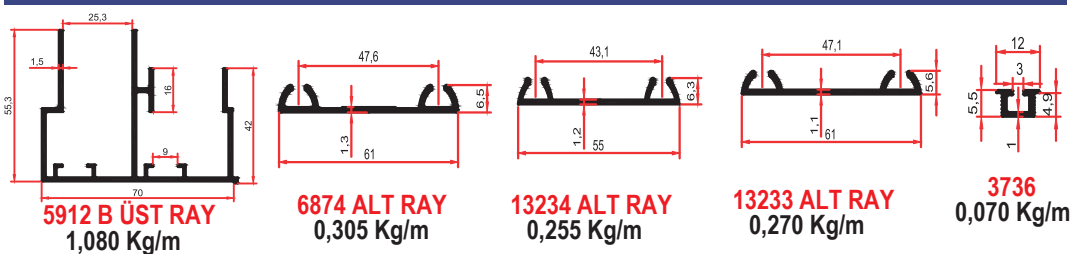
Brake sliding, door mechanism with 80 Kg. carrying capacity works polyamide covered roller at the bottom and top.

It is easy to use series. Aesthetics and appearance has desined of top level.

#### Takım İçerisi



#### Alüminyum Alt & Üst Raylar



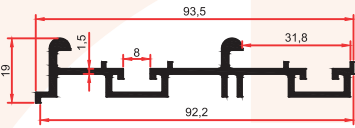
## RAY DOLAP AĞIR SİSTEM MEKANİZMALARI HEAVY RAIL SYSTEM MECHANISMS OF CABINET



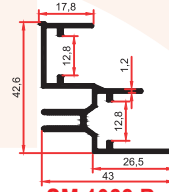
### Takım İçerişi



### Alüminyum Alt & Üst Raylar



**7691 A ÜST RAY**  
0,815 Kg/m



**SM 1088 B**  
0,555 Kg/m

### ÖZELİKLER

STR 30 100 Kg. ağır ayarlı sürme kapak mekanizması, maksimum 100 kg. taşıma kapasitesiyle çalışabilir.

Polyemid kaplı özel rulmandan yapılan teker ray üzerinde rahat çalışır.

18 mm ve 30 mm kapak kalınlıklarına uygundur.

### PROPERTIES

STR 30 100 Kg. Heavy adjustable sliding door mechanism works max. only 100 Kg. capacity to carry.

Polyamide covered roller works very easily on the aluminium rail.

It applied on 18 mm & 30 mm doorthickness

### ÖZELİKLER

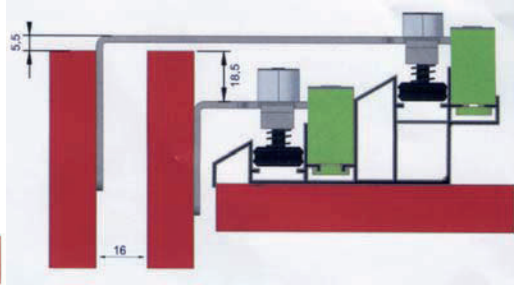

ASK 550 frenli sürgü kapak mekanizması 80 Kg. taşıma kapasitelidir. Alt ve üstte poliamit kahlı rulmanlı tekerlek ile çalışır.

Kullanım olarak kolay montaj rahatlığı ve çalışma özelliğine sahiptir. Görünüm ve estetik en üst seviyede tasarlanmıştır.

### PROPERTIES

ASK- 550 brake sliding, door mechanism with 80 Kg. carrying capacity works polyamide covered roller at the bottom and top.

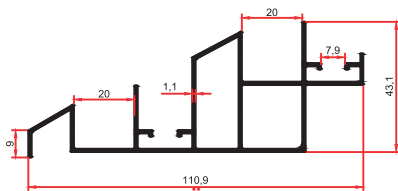
It is easy to use series. Aesthetics and appearance has desined of top level.



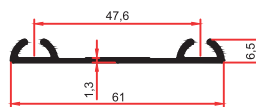
### Takım İçerişi



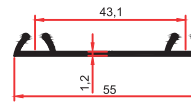
### Alüminyum Alt & Üst Raylar



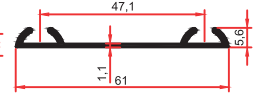
**7689 ÜST RAY**  
1,005 Kg/m



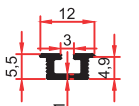
**6874 ALT RAY**  
0,305 Kg/m



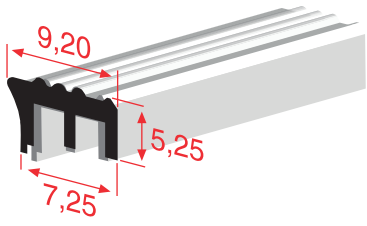
**13234 ALT RAY**  
0,255 Kg/m



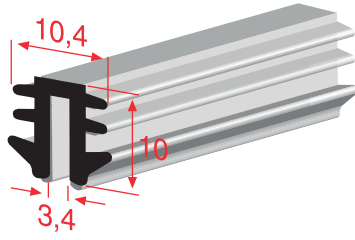
**13233 ALT RAY**  
0,270 Kg/m




**3736**  
0,070 Kg/m




AYNA FİTİLİ




9477-1073 A ŞEFFAF U FİTİLİ



RAY DOLAP CAM FİTİLİ



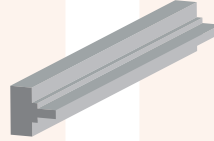
BAZA FİTİLİ ( ŞEFFAF )



RAY DOLAP KIL FİTİLİ



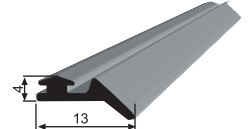
SİĞMA KAPAMA FİTİLİ



KAPAK FİTİLİ 7353



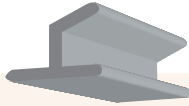
ŞEFFAF U FİTİL 5-6 MM



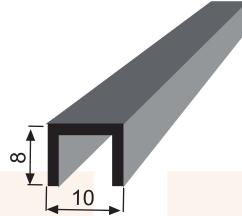
3013 KANAT FİTİLİ



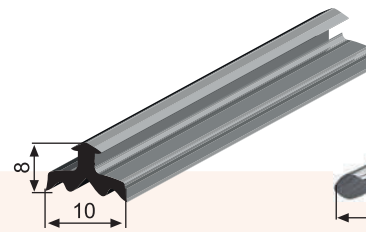
KAPAK FİTİLİ 7350-7351




ALDOKS KANAT FİTİLİ



SÜPÜRĞELİK U FUGASI



3000-3002 BASKI ÇİTA FİTİLİ



BAZA KÖŞE FİTİLİ

ÜSTTEN ASMALI 60 KG RAY DOLAP KAPAK MEKANİZMASI


60 KG RAY CABINET TOP COVER MECHANISM

Ahşap İçin Kapı Stoperi  
For Wood Door Stopper



Üst Mekanizma  
(İç Kapak)

Üst Mekanizma  
(Dış Kapak)




Ahşap kapak için  
dış kapak aparatı



Ahşap kapak için  
iç kapak aparatı



Ahşap kapak için  
dış kapak ayarlı aparat



Ray kapak için  
iç kapak aparatı


## AKSESUARLAR ACCESSORIES




**1075 RAY İÇİ YAVAŞLATICI TEK PİSTONLU**  
1075 FAIR TO SLOW DOWN THE SINGLE-PISTON




**1075 RAY İÇİ YAVAŞLATICI ÇİFT PİSTONLU**  
1075 FAIR TO SLOW DOWN THE DOUBLE-PISTON



**RAY DOLAP KAPI STOPERİ (ÇİFT TARAFLI FRENLİ) TEK KAPI**  
TWO WAY SOFT CLOSING HANGING DOOR ROLLER



**RAY DOLAP KAPI STOPERİ PLASTİK**



**RAYDOLAP KAPI STOPER**  
DOOR STOPPER



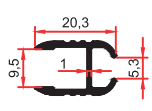
**KULP 5826 MEKANİZMA VE FREN MEKANİZMASI**  
5826 HANDLE MECHANISM AND BRAKE MECHANISM



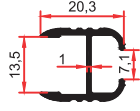
**5826 KULP MEKANİZMASI** 5826 HANDLE MECHANISM



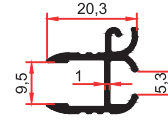
**YAZI TAHTASI PROFİLLERİ WRITING BOARD PROFILES**



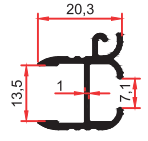
**4834**  
0,175 Kg/m



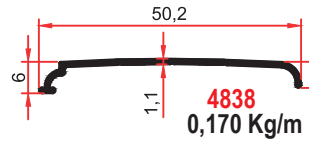
**4835**  
0,195 Kg/m



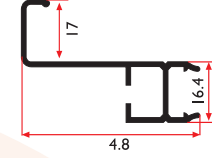
**4836**  
0,220 Kg/m



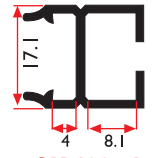
**4837**  
0,240 Kg/m



**4838**  
0,170 Kg/m

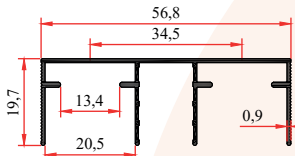


**SM 1065**  
0,390 Kg/m

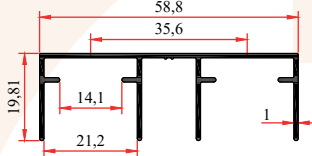


**SM 1065 A**  
0,245 Kg/m

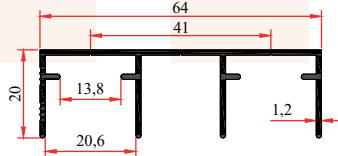
**RAY PROFİLLERİ SLIDING RAIL PROFILES**



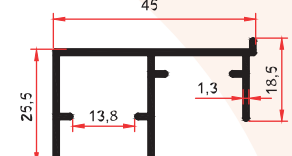
**PRF-30085**  
0,340 Kg/m



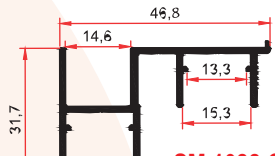
**1088**  
0,400 Kg/m



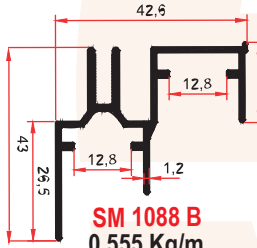
**SM 1088 D**  
0,490 Kg/m



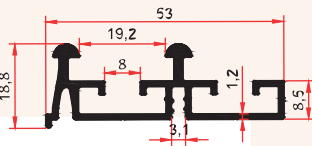
**SM 1091**  
0,425 Kg/m



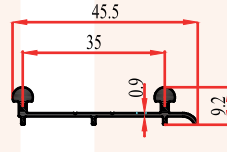
**SM 1088 C**  
0,435 Kg/m



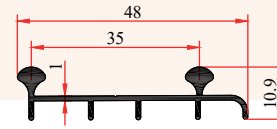
**SM 1088 B**  
0,555 Kg/m



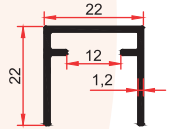
**SM 1088 A**  
0,530 Kg/m



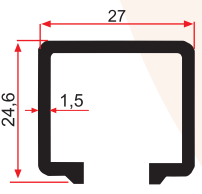
**SM 1087**  
0,235 Kg/m



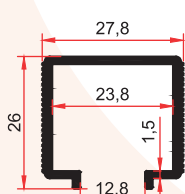
**6150**  
0,280 Kg/m



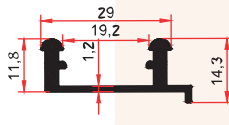
**SM 1093 C**  
0,230 Kg/m



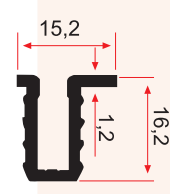
**SM 1082**  
0,350 Kg/m



**SM 1083**  
0,385 Kg/m

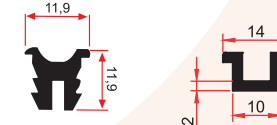


**SM 1090**  
0,310 Kg/m

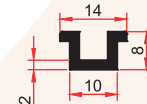


**SM 1085**  
0,160 Kg/m

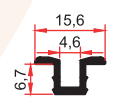
**Sürgü Rayı**



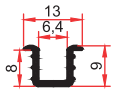
**SM 1011 R**  
0,265 Kg/m



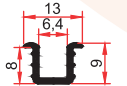
**SM 1097**  
0,140 Kg/m



**SM 1097 A**  
0,100 Kg/m



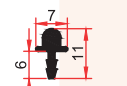
**SM 1097 B**  
0,088 Kg/m



**SM 1097 B**  
PVC



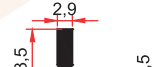
**SM 1093**  
0,120 Kg/m



**SM 1093 A**  
0,085 Kg/m



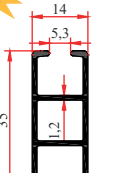
**SM 1097 C**  
0,120 Kg/m



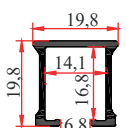
**SM 1081**  
0,150 Kg/m



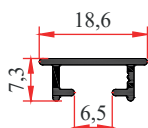
**SM 1093 D**  
0,170 Kg/m



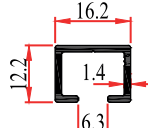
**PRF-30530**  
0,350 Kg/m



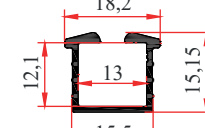
**PRF-30542**  
0,250 Kg/m



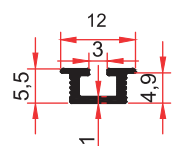
**PRF-30521**  
0,110 Kg/m



**PRF-30418**  
0,170 Kg/m


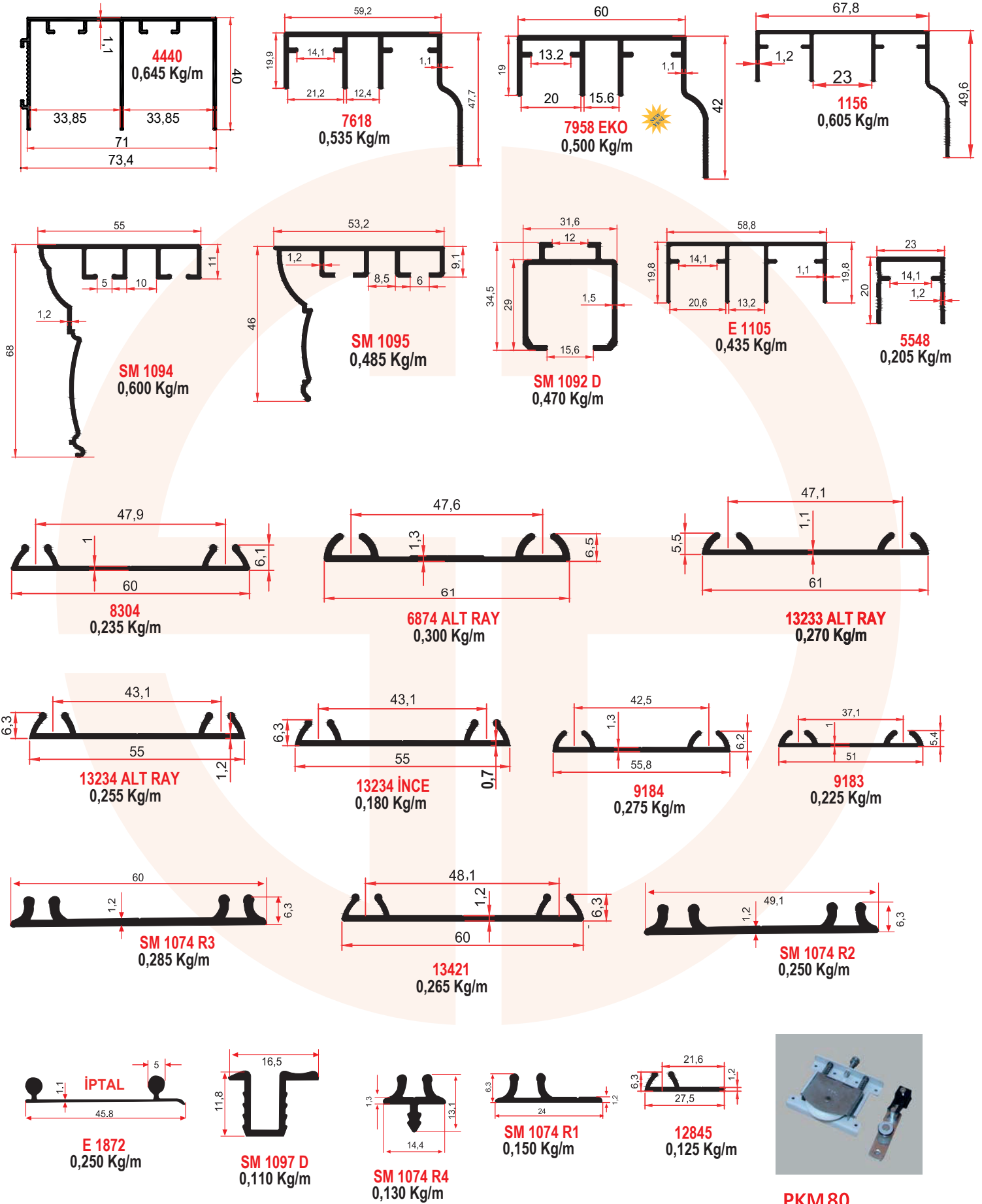


**PRF-30549**  
0,175 Kg/m

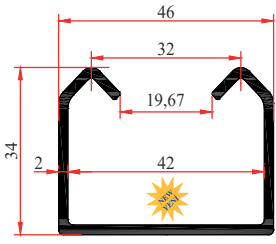


**SM 3736**  
0,070 Kg/m

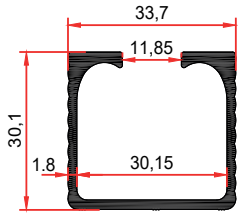
**RAY PROFİLLERİ SLIDING RAIL PROFILES**



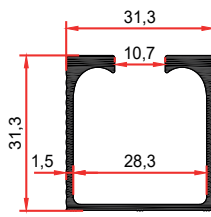
**PKM 80**  
**SÜRME RULMANI**



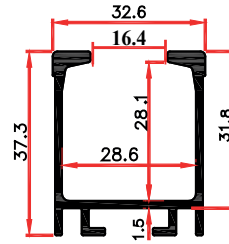
**PRF-30363**  
0,700 Kg/m



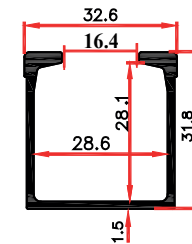
**PRF-30278**  
0,575 Kg/m



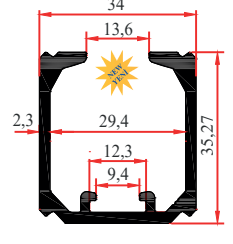
**PRF-30279**  
0,498 Kg/m



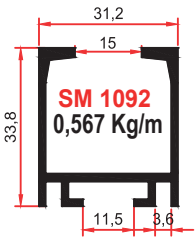
**PRF-30220**  
0,600 Kg/m



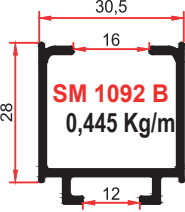
**PRF-30219**  
0,490 Kg/m



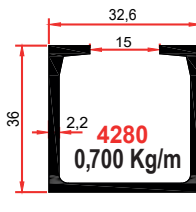
**PRF-30234**  
0,825 Kg/m



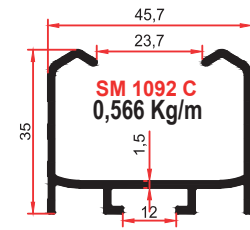
**SM 1092**  
0,567 Kg/m



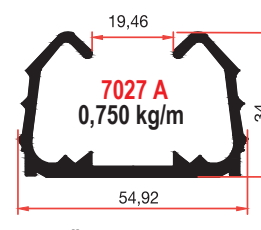
**SM 1092 B**  
0,445 Kg/m



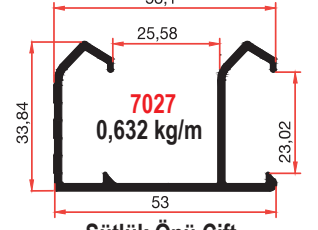
**4280**  
0,700 Kg/m



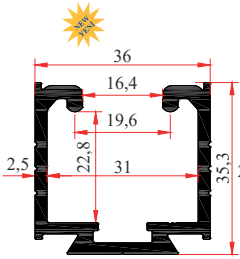
**SM 1092 C**  
0,566 Kg/m



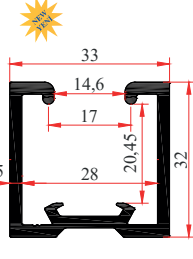
**7027 A**  
0,750 kg/m



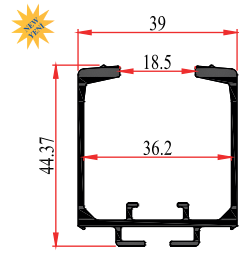
**7027**  
0,632 kg/m



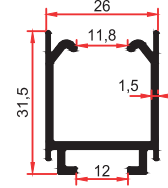
**PRF-30490**  
0,890 Kg/m



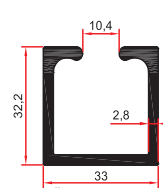
**PRF-30495**  
0,790 Kg/m



**PRF-30572**  
0,750 KG/m



**SM 1092 A**  
0,424 Kg/m

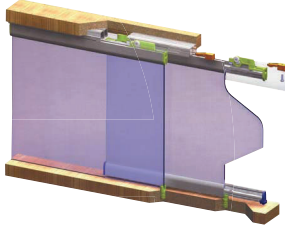


**8079**  
Üst Askı Rayı  
0,850 Kg/m



**8079**  
Üstten Askı Rulmanı 50 Kg

### 15 KG AYARLI CAM SÜRGÜ SİSTEMİ



**7600 03**  
Cam Klavuzu



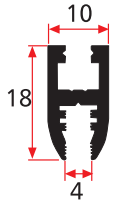
**7600 04**  
Çerçeve Klavuzu



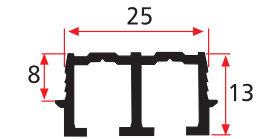
**7600 04**  
Çerçeve Bitim Tapası



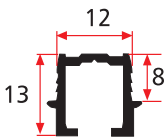
**7600 01**  
Alüminyum Üst Makara



**7605**  
Alüminyum Çerçeve Kasa  
0,240 Kg/m



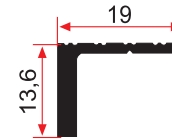
**7615**  
Alüminyum Çiftli Üst Ray  
0,265 Kg/m



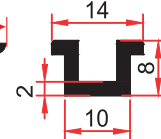
**7610**  
Alüminyum Üst Ray  
0,140 Kg/m



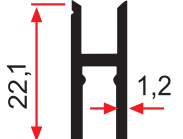
**7600 02**  
Üst Stoper



**SM 1089**  
0,355 Kg/m

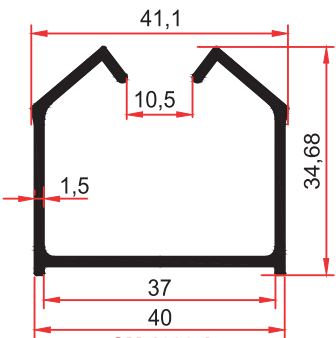


**SM 1097**  
0,140 Kg/m

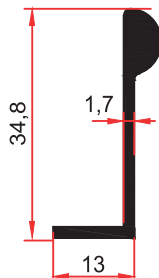


**SM 1086**  
0,150 Kg/m

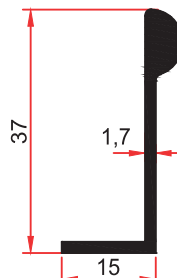
### HALI RAYLARI CARPET RAIL




**SM 1082 A**  
0,515 Kg/m



**SM 1082 B**  
0,300 Kg/m



**SM 1082 C**  
0,320 Kg/m



Halı Tutacağı




10LUK BORU TAPA



10LUK BORU DEKORATİF TAPA

### 30098 CAM KAPI SÜRGÜ SİSTEMİ - 80 KG SET İÇERİĞİ


FRENLİ MEKANİZMA SETİ  
2 ADET



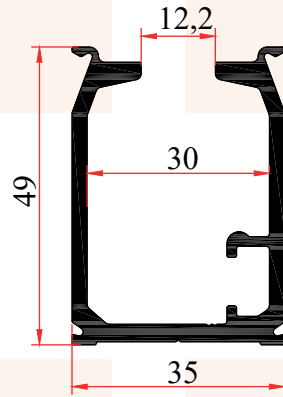
CAM KAPI BAĞLANTI APARATI  
2 ADET



FREN AKTİVATÖRÜ  
2 ADET




ALT RULMANLI KILAVUZ  
2 ADET




PRF-30098  
1,105 Kg/m

### 30098 AHŞAP KAPI SÜRGÜ SİSTEMİ - 80 KG SET İÇERİĞİ

2 ADET  
FRENLİ MEKANİZMA SETİ



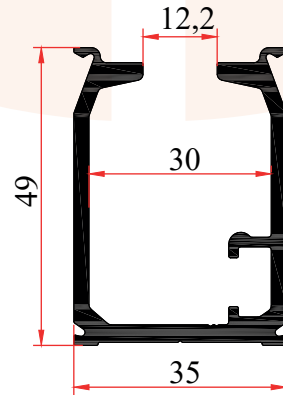
CAM KAPI BAĞLANTI APARATI  
2 ADET



FREN AKTİVATÖRÜ  
2 ADET



ALT RULMANLI KILAVUZ  
2 ADET




PRF-30098  
1,105 Kg/m

## 30175-30176 ÜSTTEN ASKI DOLAP KAPAK SÜRGÜ SİSTEMİ 2 KAPAK SET İÇERİĞİ-100 KG




DIŞ KAPAK İÇİN ÜST MEKANİZMA  
2 ADET



DIŞ KAPAK İÇİN ALT MEKANİZMA  
2 ADET



İÇ KAPAK İÇİN ÜST MEKANİZMA  
2 ADET



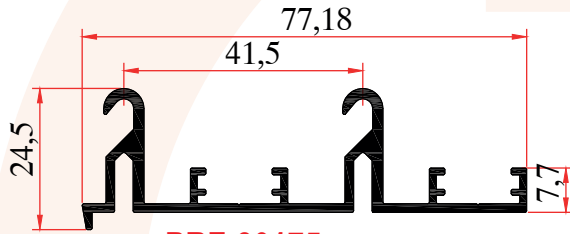
İÇ KAPAK İÇİN ALT MEKANİZMA  
2 ADET



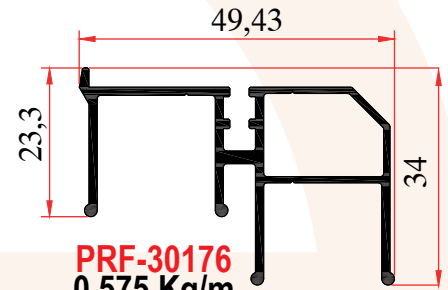
DIŞ KAPAK - İÇ KAPAK ÜST FREN  
4 ADET



DIŞ KAPAK - İÇ KAPAK ALT FREN  
4 ADET



**PRF-30175**  
0,790 Kg/m




**PRF-30176**  
0,575 Kg/m

## 30140 FRENLİ AHŞAP KAPI SÜRGÜ SİSTEMİ - 80 KG SET İÇERİĞİ

FRENLİ MEKANİZMA SETİ  
2 ADET



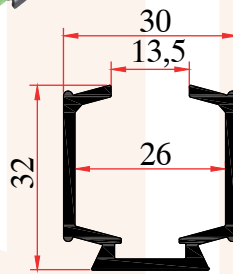
KAPI BAĞLANTI APARATI  
2 ADET



FREN AKTİVATÖRÜ  
2 ADET

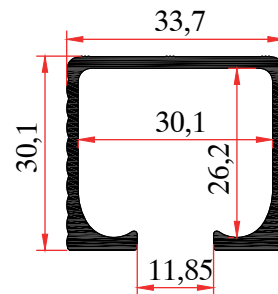



ALT RULMANLI KILAVUZ  
1 ADET



**PRF-30140**  
0,565 Kg/m

## 30278 SÜRGÜ SİSTEMİ



**PRF-30278**  
0,575 Kg/m



**30097-30099 ALÜMİNYUM'A GÖRE 1 KAPAKLIK TAKIM 30-50 KG SET İÇERİĞİ**

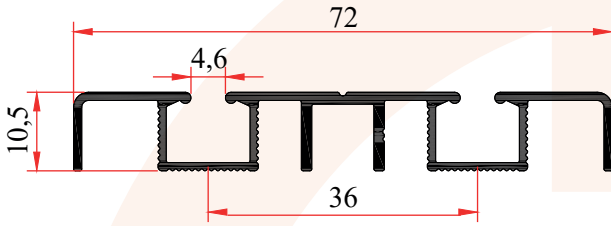
ÜST MEKANİZMA SETİ  
2 ADET



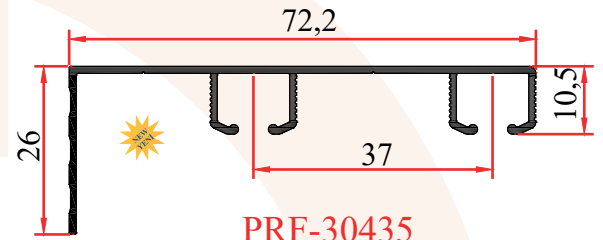
ALT MEKANİZMA SETİ  
2 ADET



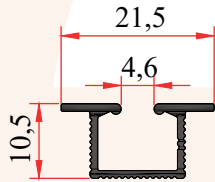
**30097-30099 AHŞAP'A GÖRE 1 KAPAKLIK TAKIM 30-50 KG SET İÇERİĞİ**  
**30148 - 30435 AHŞAP'A GÖRE 1 KAPAKLIK TAKIM 30-50 KG SET İÇERİĞİ**



PRF-30099  
0,490 Kg/m



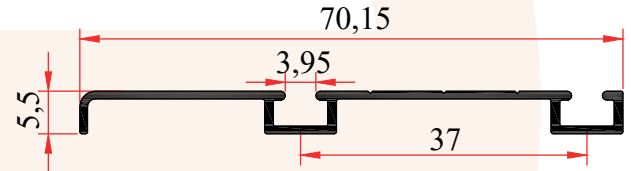
PRF-30435  
0,420 Kg/m



PRF-30097  
0,135 Kg/m



30097-3099 AHŞABA  
GÖRE MEKANİZMA SETİ



PRF-30148  
0,275 Kg/m

**30148-30194 AHŞAP SÜRGÜ SİSTEMİ 1 KAPAKLIK TAKIM 30-50 KG SET İÇERİĞİ**

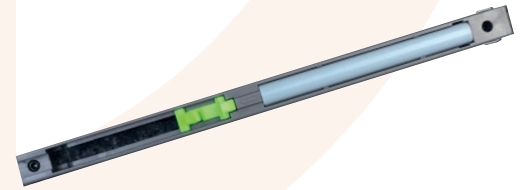
ÜST MEKANİZMA SETİ  
2 ADET - EKO




ALT MEKANİZMA SETİ  
2 ADET - EKO



FREN SİSTEMİ  
2 ADET - EKO



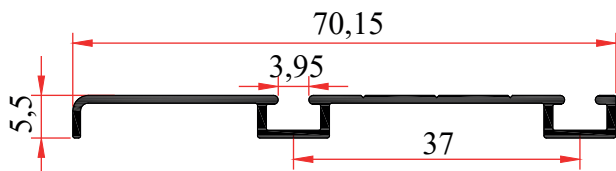
ÜST MEKANİZMA SETİ  
2 ADET



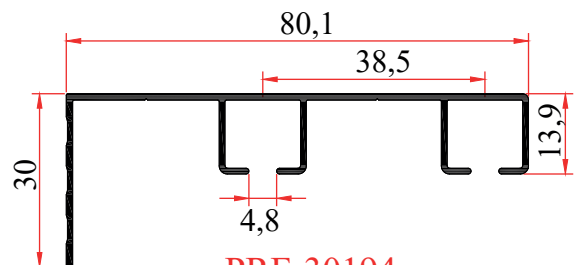
ALT MEKANİZMA SETİ  
2 ADET



FREN SİSTEMİ  
2 ADET



PRF-30148  
0,275 Kg/m



PRF-30194  
0,495 Kg/m


## SÜRGÜ SİSTEMLERİ SLIDING ROLLER SYSTEMS



SKM 30 HAFİF SÜRGÜ RULMANI



SKM 28 YL-R SÜTLÜK RULMANI TEKLİ



SKM 38 YL-R SÜTLÜK RULMANI ÇİFTLİ



SKM 80 AY SÜRGÜ RULMANI



PKM 80 SÜRGÜ RULMANI



SKS 51 ÜSTTEN ASKILI KAPI RULMANI



MKK 2B KATLANIR KAPI RULMANI




05 MKK 2 KATLANIR KAPAK  
SÜRGÜ TAKIMI



SKS 99C ÜSTTEN ASKILI KAPI RULMANI




SGM 01 DİŞ KANAT RULMANI  
SGM 01 İÇ KANAT RULMANI



SGM 02 DİŞ KANAT RULMANI  
SGM 02 İÇ KANAT RULMANI

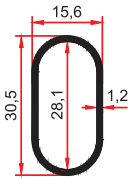


RAYDOLAP TEKLİ RULMAN  
1072 M DİŞİ

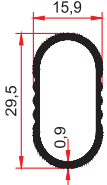


RAYDOLAP ÇİTLİ RULMAN  
1072 M ERKEK

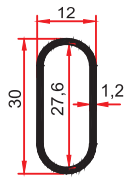
**ASKI BORULARI HANGER PROFILES**



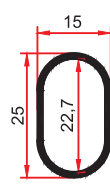
**9466**  
0,245 Kg/m



**12051 A ECO**  
0,160 Kg/m



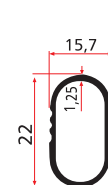
**SM 1063 H**  
0,225 Kg/m



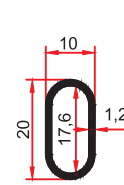
**SM 1063 D**  
0,200 Kg/m



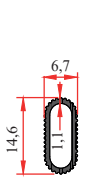
**SM 1063 E**  
0,205 Kg/m



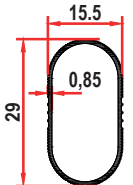
**SM 1063 G**  
0,210 Kg/m



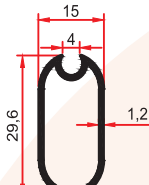
**SM 1063 F**  
0,155 Kg/m



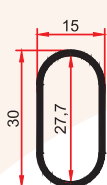
**SM 1063 P**  
0,090 Kg/m



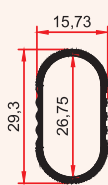
**1356**  
0,150 Kg/m



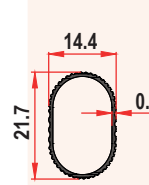
**SM 1063M**  
0,255kg/m




**SM 1063**  
0,225 Kg/m



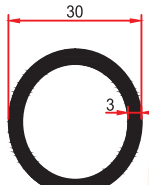
**SM 1063 A**  
0,225 Kg/m



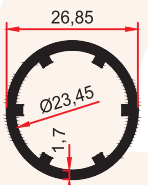
**12050**  
0,120 Kg/m



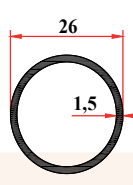
Oval Askı Boru Flanşı Oval Askı Boru Tapası



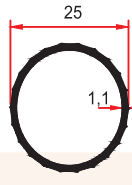
**SM 5025**  
0,690 Kg/m



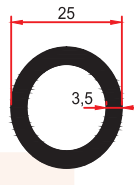
**SM 5023**  
0,415 Kg/m



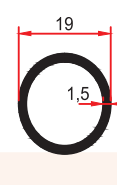
**PRF-30024**  
0,315 Kg/m



**SM 1063 K**  
0,235 Kg/m



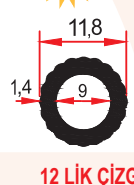
**SM 5026**  
0,640 Kg/m



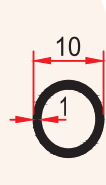
**SM 1063 L**  
0,225 Kg/m



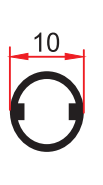
**10 LUK ÇİZGİLİ BEŞİK BORU**  
**SM 1063 İ**  
0,120 Kg/m



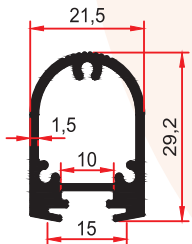
**12 LİK ÇİZGİLİ BEŞİK BORU**  
**SM 1063 J**  
0,110 Kg/m



**SM 5029**  
0,080 Kg/m

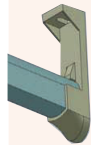


**SM 5029**  
0,185 Kg/m




**SM 1063 N**  
0,485 Kg/m

**İŞIKLI ASKI BORU DİFİZÖRLÜ KAPAK 1063N-12868-2905**



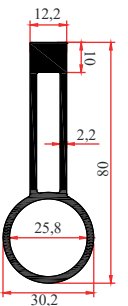
İşıklı Askı Boru Flanşı



İşıklı Askı Boru Tapası



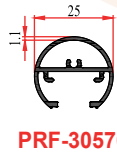
**İŞIKLI ASKI BORUSU ( 60-80-100-120 CM )**  
**HAREKET SENSÖRÜ** **ALKALINE PİL** **ACMA KAPAMA DÜĞMESİ**



**PRF-30538**  
1,340 Kg/m  
**25\*1 MM BORU**  
**PRF-30576**  
**ASKI TUTUCUSU**



**25\*1 MM BORU**  
0,205 Kg/m



**PRF-30576 LEDLİ**  
0,320 Kg/m



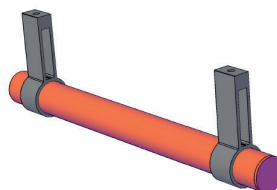
**2905 LED KAPAK**



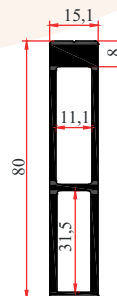
**25\*1 MM BORU TAPA**



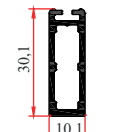
**30576 LEDLİ BORU TAPA**



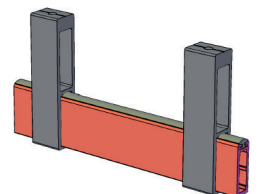
**PRF-30562 ASKI TUTUCUSU**  
1,280 Kg/m



**30447 - 30480 FİTİL**



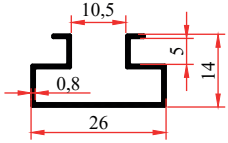
**PRF-30480**  
0,335 Kg/m



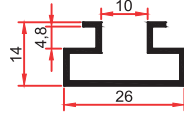




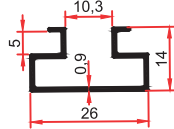
**KANALLI PANO RAF PROFİLLERİ** **PROFILES FOR FURNITURE CORNERS & BRACES**



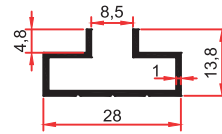
**4301**  
0,160 Kg/m



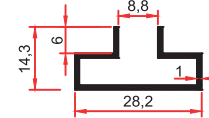
**SM 1044 B**  
0,195 Kg/m



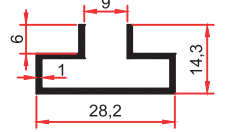
**8585**  
0,175 Kg/m



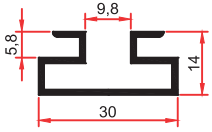
**SM 1038**  
0,190 Kg/m



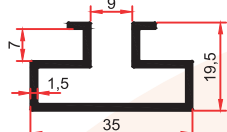
**SM 1038 AL**  
0,195 Kg/m



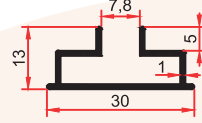
**SM 1037**  
0,195 Kg/m



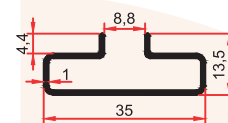
**SM 1044 A**  
0,275 Kg/m



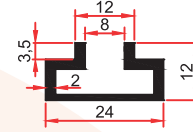
**SM 1045**  
0,410 Kg/m



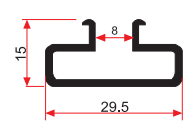
**SM 1041**  
0,190 Kg/m



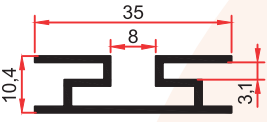
**SM 1042**  
0,220 Kg/m



**SM 1040**  
0,260 Kg/m



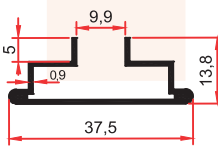
**SM 1045 A**  
0,315 Kg/m



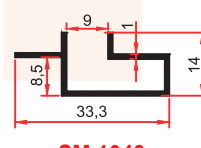
**SM 1047**  
0,295 Kg/m



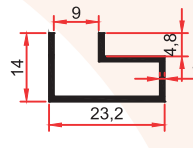
**SM 1045 B**  
0,225 Kg/m



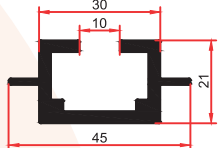
**SM 1039**  
0,230 Kg/m



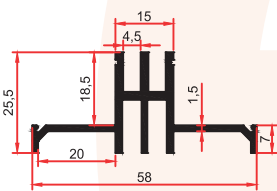
**SM 1043**  
0,195 Kg/m



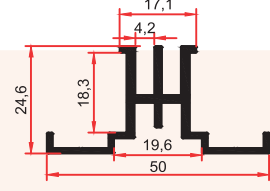
**SM 1046**  
0,165 Kg/m



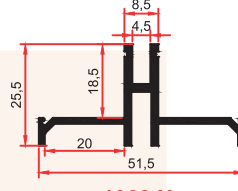
**SM 1047 A**  
0,760 Kg/m



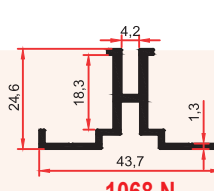
**1068 C**  
0,640 Kg/m



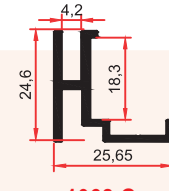
**1068 F**  
0,525 Kg/m



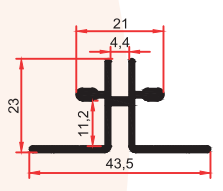
**1068 H**  
0,495 Kg/m



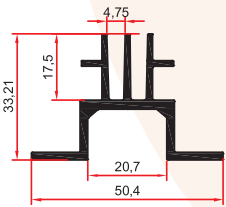
**1068 N**  
0,425 Kg/m



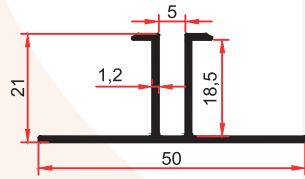
**1068 G**  
0,335 Kg/m



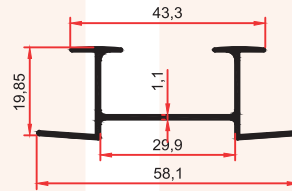
**1068 B**  
0,410 Kg/m



**1683**  
0,720 Kg/m  
Derimod Dikme



**1068 D**  
0,315 Kg/m



**SM 1068 C**  
0,325 Kg/m



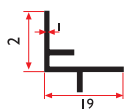
**M 1068 F**



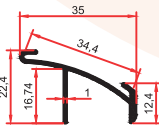
**SM 1068 G**



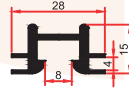
**SM 1068 B**



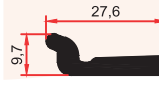
**SM 1038 A**  
0,150 Kg/m



**SM 1030**  
0,215 Kg/m



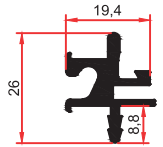
**SM 1068**  
0,345 Kg/m



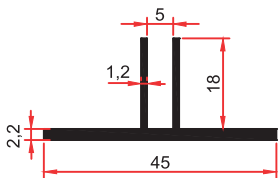
**SM 1038 B1**  
0,345 Kg/m



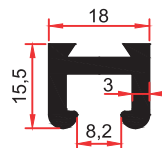
**SM 1038 B**  
**SM 1038 B1**



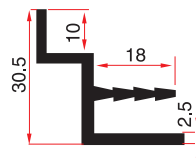
**SM 1038 B**  
0,415 Kg/m



**SM 1068 E**  
0,385 Kg/m

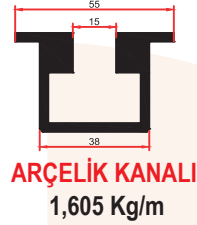
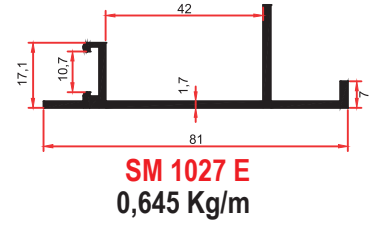
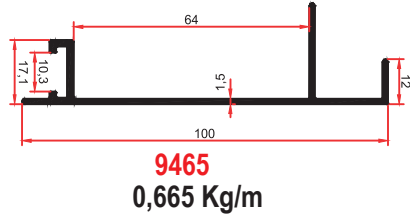
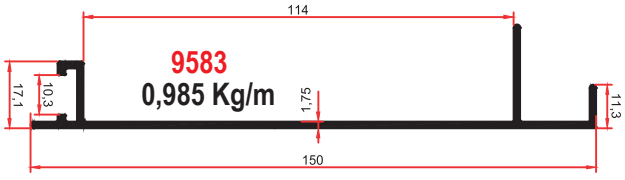


**SM 1068 A**  
0,375 Kg/m




**SM 1038 SA**  
0,485 Kg/m

**ARÇELİK PODYUM PROFİLLERİ**



**ASKILIK CLOTHES TREE**



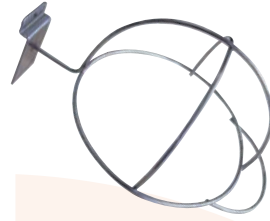
## ASKILIK CLOTHES TREE



ÜÇLÜ TOPLUK



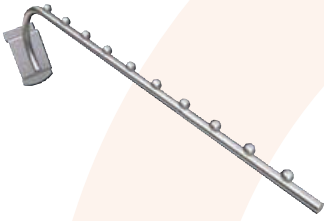
DİKMEYE GÖRE  
ŞAPKALIK




ŞAPKALIK




TOPLUK




DEVE BOYNU  
BONCUKLU ASKI




ŞELELE BONCUKLU  
ASKI



OVAL BONCUKLU  
ASKI




OVAL PİMLİ ASKI




SOMUNLU  
ASKI ÇUBUĞU



ASKI ÇUBUĞU  
PLASTİK ÖN TAPA




DÜZ ZEMİNLİ  
ASKI ÇUBUĞU




ETİKETLİK-DİŞ  
FIRÇALIK



EKO ASKI ÇUBUĞU  
ARKASI PLASTİK  
10-15-20-25-30CM



ASKI ÇUBUĞU  
10-15-20-25-30CM



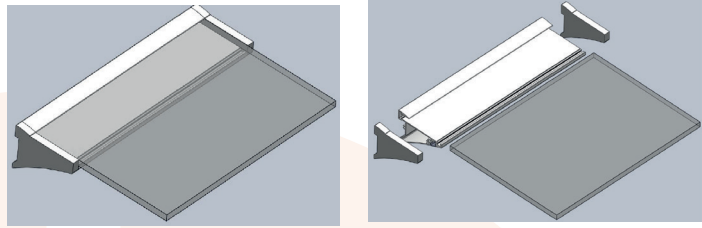
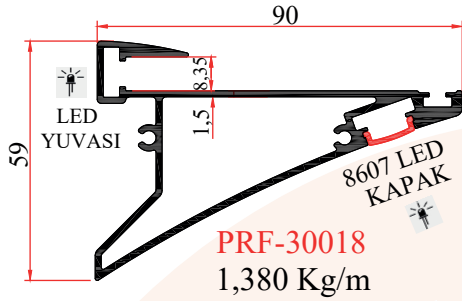
DELİKLİ PANO ASKI ÇUBUĞU  
20 CM



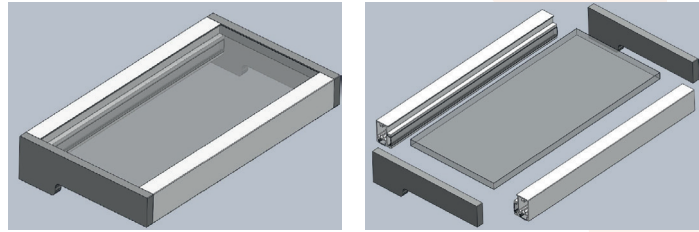
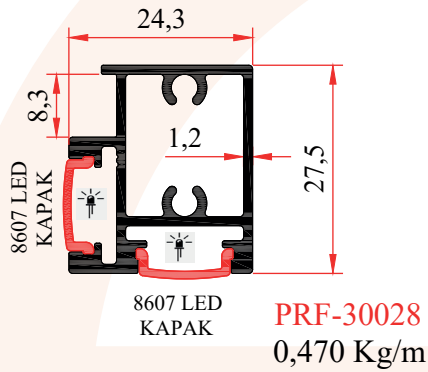
1077 ARKALIKLI  
ASKI ÇUBUĞU  
10-15-20-25-30CM

**LEDLİ RAFLAR**

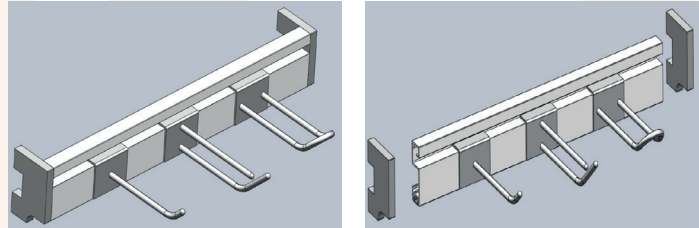
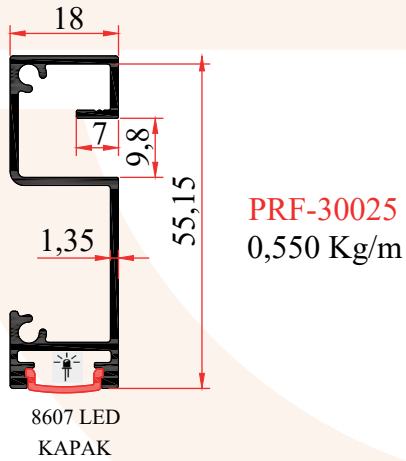
**SHELVES WITH LED LIGHT**



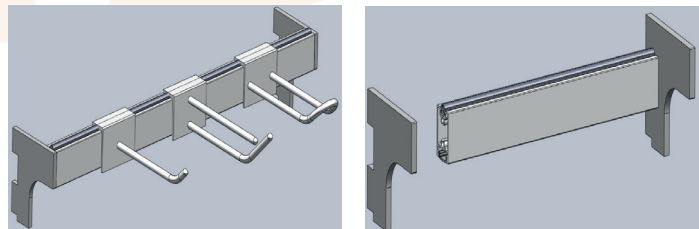
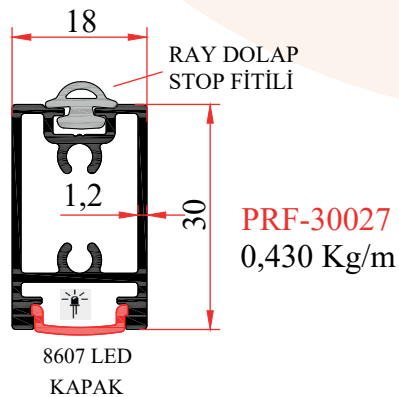
**CAM RAFLI LEDLİ AYAK 60 Cm - 90 Cm**  
LED - KAPAK ve FİTİL DAHİL - ADAPTÖR CAM HARİÇ



**LEDLİ U TEKSTİL ASKI 60 Cm - 90 Cm**  
LED - KAPAK ve FİTİL DAHİL - ADAPTÖR CAM HARİÇ



**ÖNE BAKAN LEDLİ AKSESUAR 60 Cm - 90 Cm**  
LED ve KAPAK DAHİL - ADAPTÖR HARİÇ



**ÖNE BAKAN LEDLİ AKSESUAR 60 Cm - 90 Cm**  
LED ve KAPAK DAHİL - ADAPTÖR HARİÇ




**: ÖZEL ÖLÇÜLERDE İSTENİLEN UZUNLUKLARDA YAPILIR**



## AKSESUARLAR ACCESSORIES



AYNALI RAF  
DİKMESİ



AYNASIZ RAF DİKEMSİ  
RAF DESTEKLERİ 15-20-25-30  
35-40-45-50 CM



1068 C RAF DİKEMSİ



1068 B RAF DİKEMSİ  
RAF DESTEĞİ 20-25-30CM



4'LÜ TENİSLİK



KAYKAYLIK



YATAY KANAL RAF  
DESTEK 25-30-35-40CM



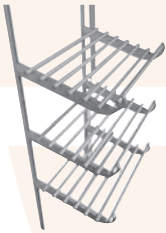
CAM RAF DESTEĞİ  
10 MM



1068 B AYAKKABILIK



KANALLI PANO  
AYAKKABILIK



EKMEKLİK



18 MM SUNTA'YA GÖRE  
YAN AYAK RAF DESTEK




EĞİK TEKSTİL ASKI




GÖMME VİDALI ASKI




TÜRKCELL ASKI  
10-15-20-25-30 CM



KANALLI PANO PVC TEK  
KIVRIM AYAKKABILIK



KANALLI PANO PVC  
AYAKKABILIK SAĞ



KANALLI PANO PVC  
AYAKKABILIK SOL



KANALLI PANO PVC  
HAREKETLİ AYAKKABILIK



PVC AYAKKABILIK  
ERKEK

PVC AYAKKABILIK  
BAYAN



KANALLI PANO PVC SÜTYENLİK




KANALLI PANO PVC GÖMLEKLİK

## RAF PFOFİL VE AKSESUARLARI RAF PFOFİL AND ACCESSORIES



S-WK-018 ÜST  
ÜNİTE APARATI



S-WKK AKSESUAR  
ÇUBUĞU 25CM




S-WKK BASTON  
ASKI



S-GNC STANDART PASLANMAZ  
AKSESUAR ÇUBUĞU  
25 CM LCW TABAN



S-WKK İÇ GİYİM ÇUBUĞU  
35-40CM (ÇAP 16 MM BOYALI)




S-WKK POSTER  
PANO TUTACAĞI



S-WKK TIRNAK  
RAF TAŞIYICI



S-WKK PERDE BORUSU  
BOY:120 CM



S-WKK 56-84-112'LİK  
U ASKI



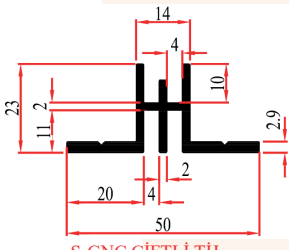
S-WKK PERDE  
BORUSU APARATI



S-WKK KENAR ve ORTA  
BAĞLANTI



S-WKK Z KOL



S-GNC ÇİFTLİ TİJ  
BOY 300CM  
0,710 Kg/m  
12 MM HATVELİ



S-GNC TEKLİ TİJ  
BOY 300CM  
0,410 Kg/m  
12 MM HATVELİ




S-WKK AYNA ÇERÇEVESİ  
BOY 600CM  
1,063 Kg/m



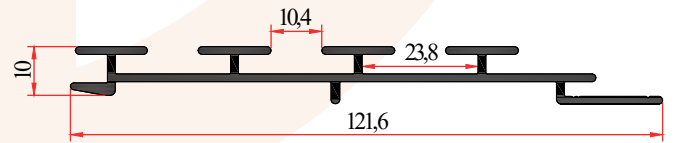
KANALLI PANO DİŞ  
FIRCALIK  
10-15-20-25-30CM



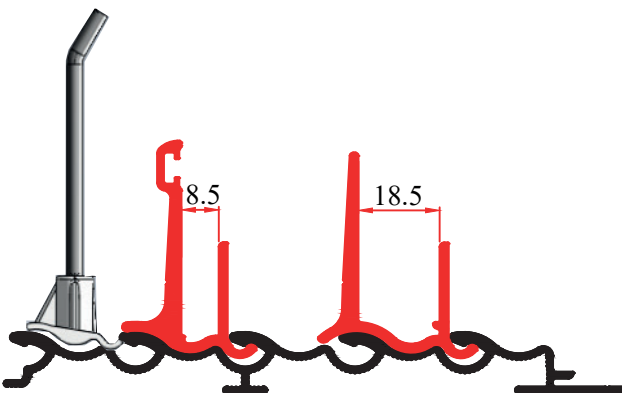
ETİKETLİ PANO DİŞ  
FIRCALIK  
10-15-20-25-30CM



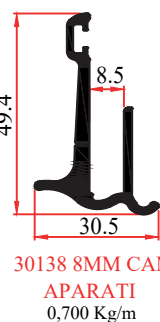
PRF-30139  
1,080 Kg/m



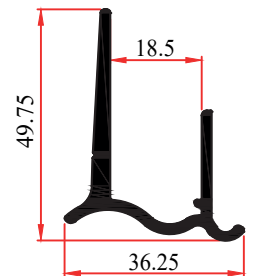
12718 PVC  
SİYAH ve BEYAZ RENKLERDE



30139 ASKI ÇUBUKLARI  
8.5CM-13.5CM-18.5CM-23.5CM



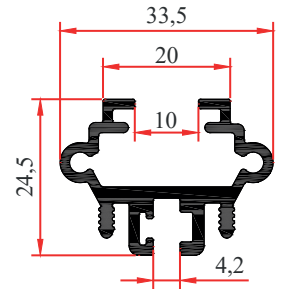
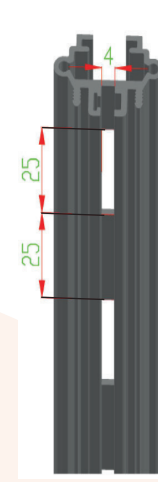
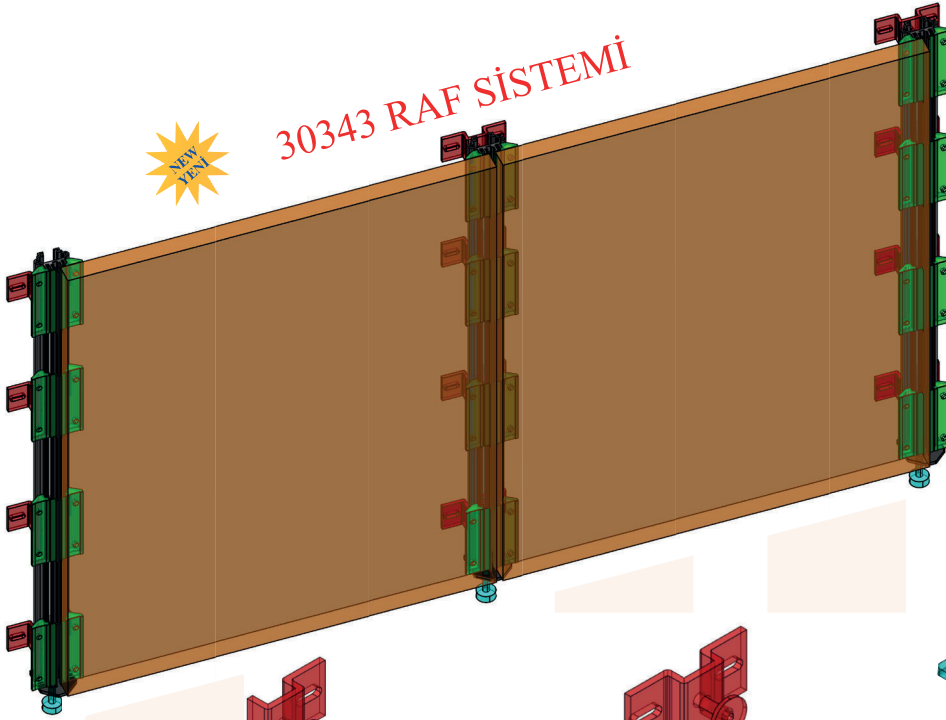
30138 8MM CAM  
APARATI  
0,700 Kg/m



30137 18MM CAM  
APARATI  
0,650 Kg/m

**RAF PFOFİL VE AKSESUARLARI**

**RAF PFOFİL AND ACCESSORIES**



PRF-30343  
0,565 Kg/m

AYARLI DUVAR  
BAĞLANTI APARATI TEKLİ

AYARLI DUVAR  
BAĞLANTI APARATI ÇİFTLİ

YÜKSEKLİK  
AYAR ROTİLİ

PANEL  
MONTAJ APARATI



S-LCW ASKI  
KOL TAKIMI




S-LCW ASKI BARI




S-LCW POSTER  
PANO TUTACAĞI



S-LCW POSTER PANO  
BORUSU BOY 123 CM



S-LCW Z DEMİRİ



S-LCW AKSESUAR  
ÇUBUĞU 25CM



S-LCW ARKA TRAVES  
BOY 123 CM



S-LCW 56-84-112'LİK ASKI



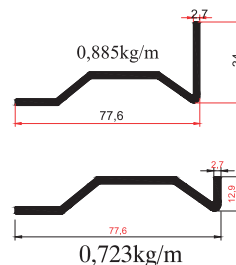
S-LCW ASKI BORUSU  
BOY 121 CM



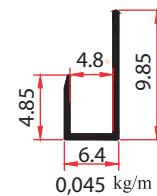
S-LCW 35-40 AYAKKABILIK  
ÇUBUĞU S-WKK TABANLI



S-LCW BASTON ASKI



S-LCW DUVAR DİKME  
BOY 274 CM

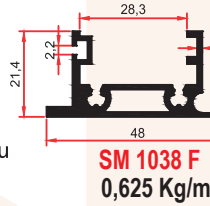
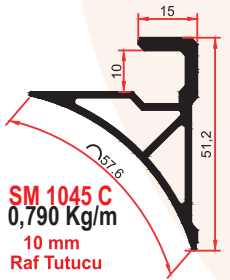
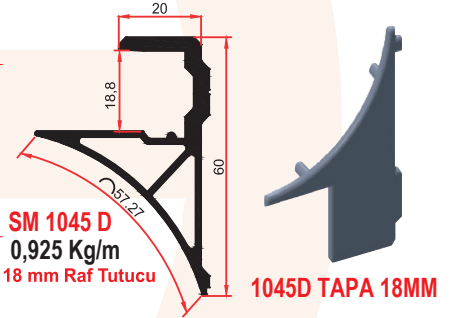
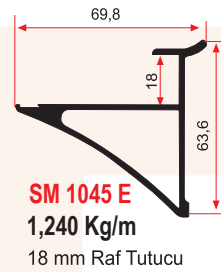
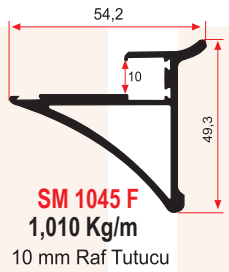
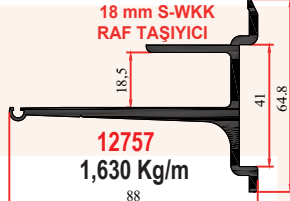
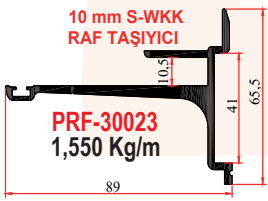
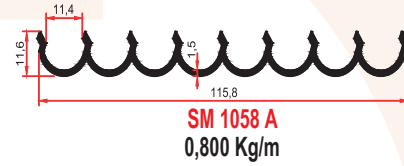
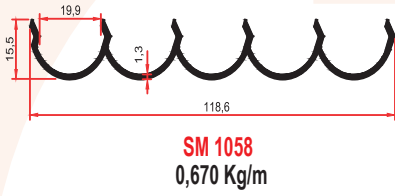
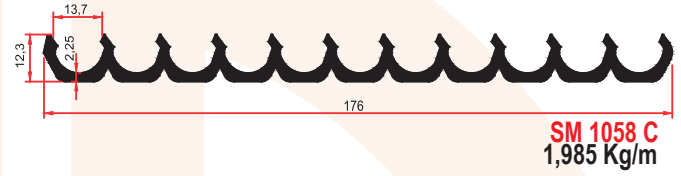
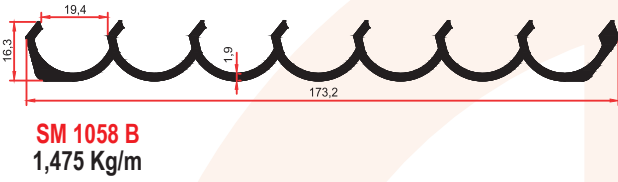
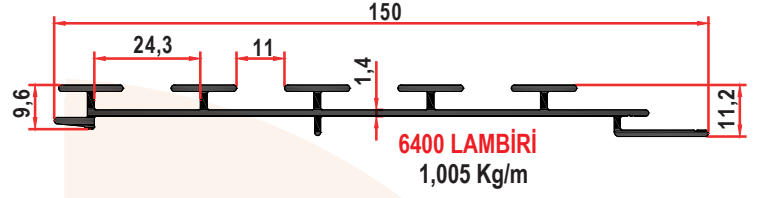
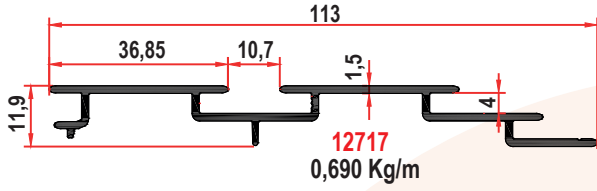
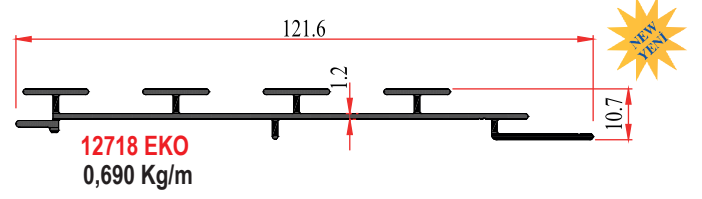
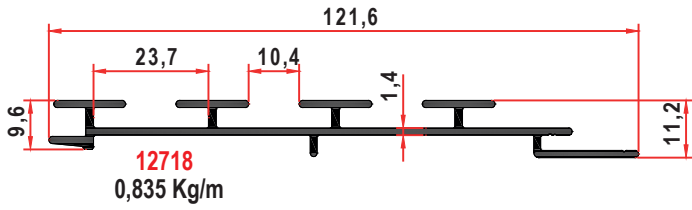


S-LCW U ÇİTA  
BOY 300 CM



S-LCW RAF BRAÇOLU

**RAF PROFİLLERİ SHELF PROFILES**



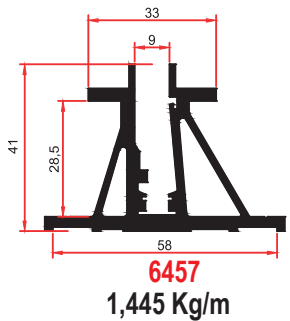
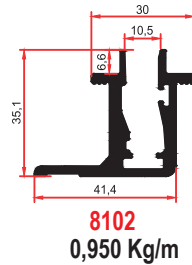
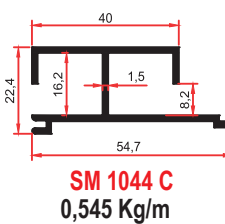
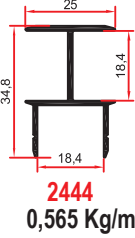
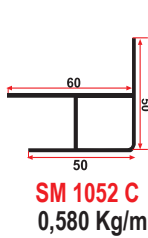
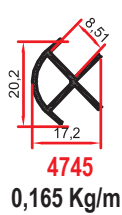
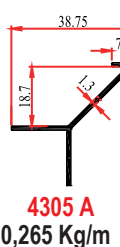
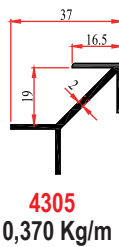
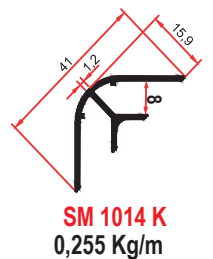
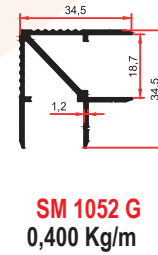
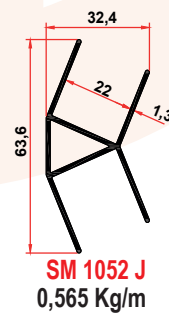
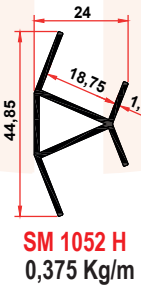
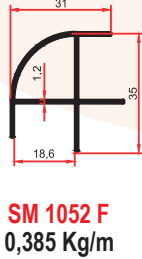
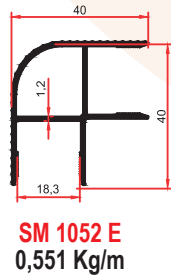
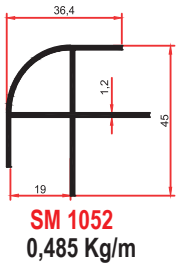
İşıklı raf (ölçüye göre imalat yapılır)



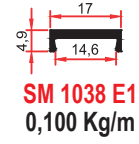
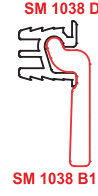
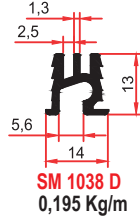
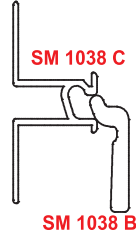
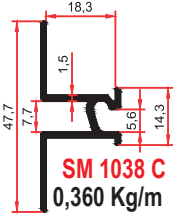
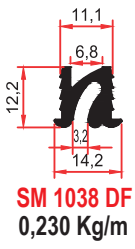
İşıklı raf 1038 F köşe alüminyum Düz Kesim



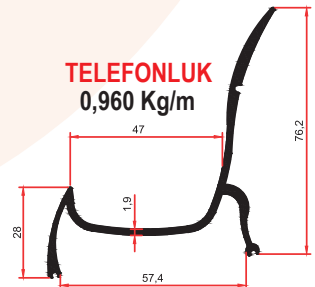
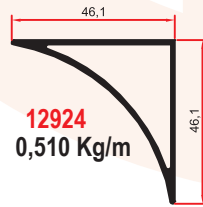
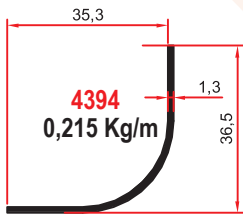
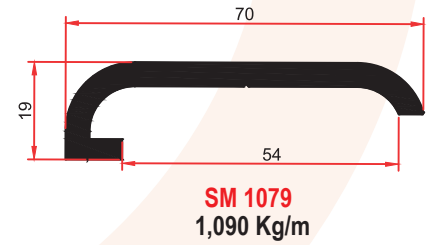
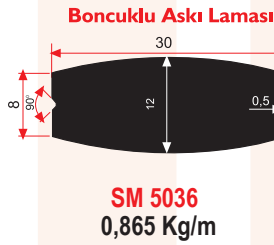
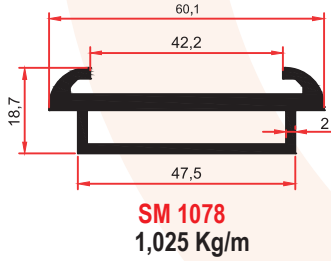
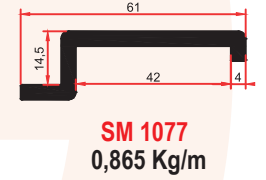
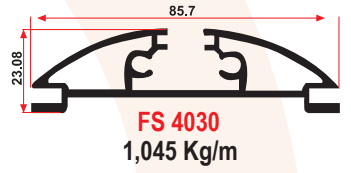
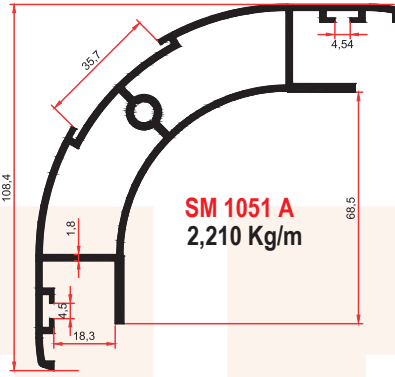
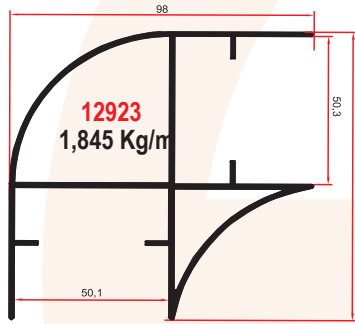
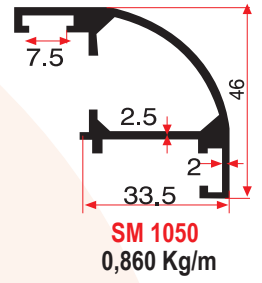
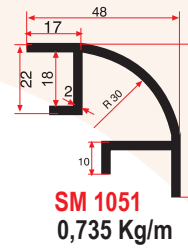
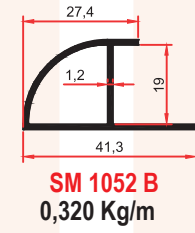
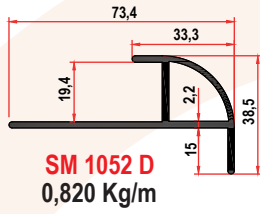
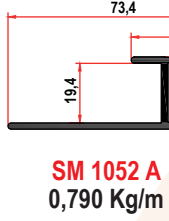
İşıklı Raf 1038 F Köşesi 45 Kesim





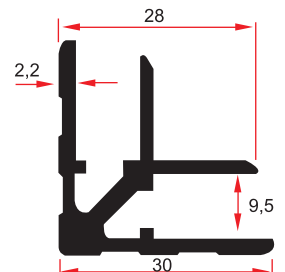
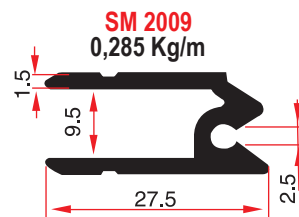
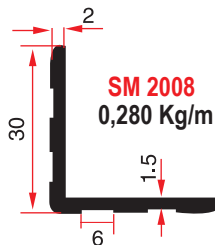
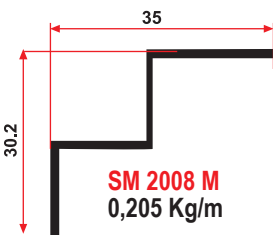


## RAF PROFİLLERİ SHELF PROFILES



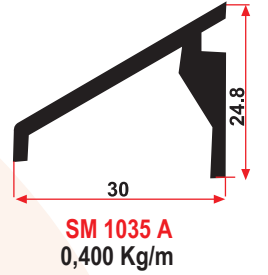
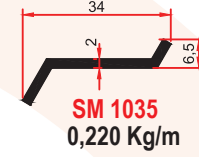
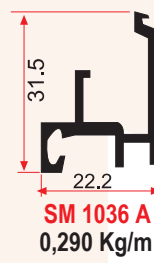
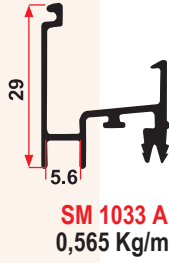
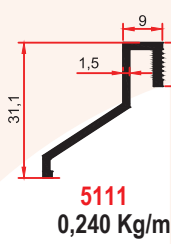
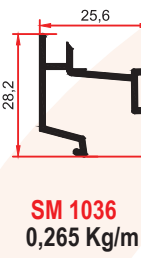
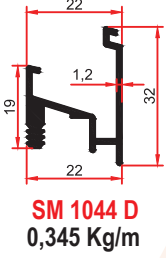
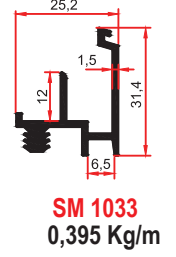
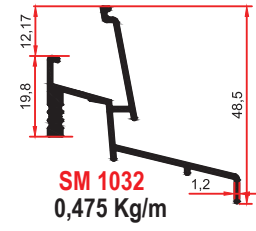
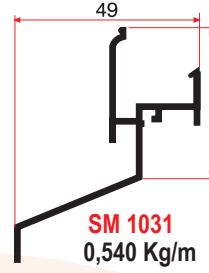
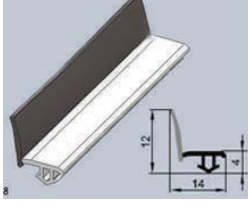
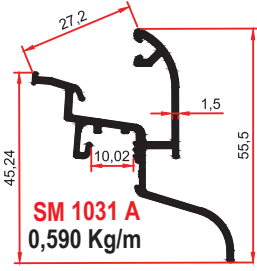
**SM 2010**  
0,535 Kg/m

## ÇANTA PROFİLLERİ BAG PROFILES


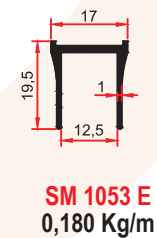
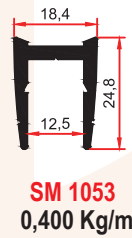
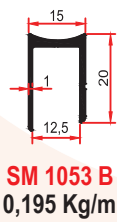
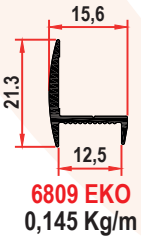
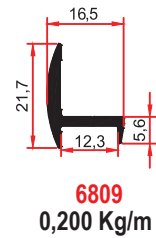
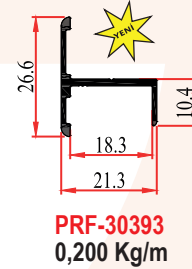
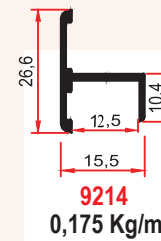
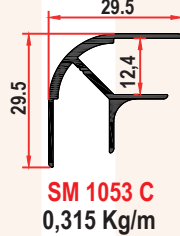
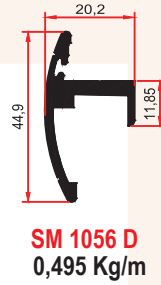
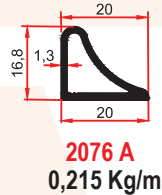
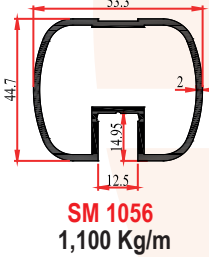
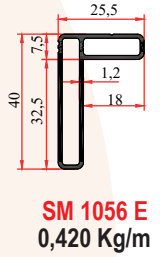
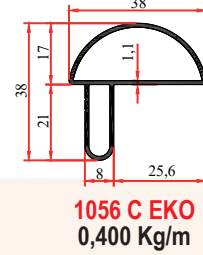
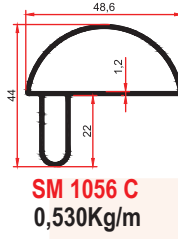

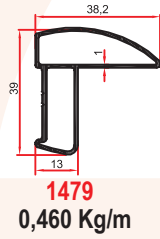
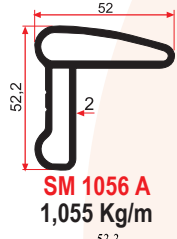




## AHŞAP PENCERE DAMLALIKLARI WOODEN DRAINBOARD PROFILES



## WC BÖLME PROFİLLERİ WC PARTITION PROFILES



## KABİN BÖLÜCÜ AKSESUARLARI

## CABIN SEPARATOR ACCESSORIES

### MULTISILVER SERİSİ (12-18 mm)

### MULTISILVER SERIES (12-18 mm)



ASKI




KULP



AYAK (10-15 cm)



MENTEŞE



KİLİT



U BAĞLANTI



L BAĞLANTI

### ORION SERİSİ (12-18 mm)

### ORION SERIES (12-18 mm)



ASKI



KULP



AYAK (10-15 cm)



MENTEŞE



KİLİT



U BAĞLANTI



L BAĞLANTI

### STEELINE SERİSİ (12-18 mm PASLANMAZ)

### STEELINE SERIES (12-18mm STAINLESS)



ASKI



KULP



AYAK (10-15 cm)



MENTEŞE  
(YAYLI - YAYSIZ)



KİLİT



U BAĞLANTI



L BAĞLANTI

### PROXLINE SERİSİ (12-18 mm)

### PROXLINE SERIES (12-18 mm)



ASKI



KULP



AYAK (10-15 cm)



MENTEŞE



KİLİT



U BAĞLANTI



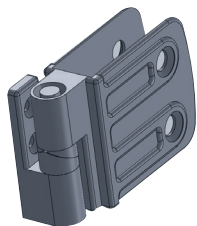
L BAĞLANTI

### EKONOMİK SERİ


### ECONOMIC SERIES



Eko Lüks Askı



Eko Kabin Menteşe Plastik



Eko Kilit

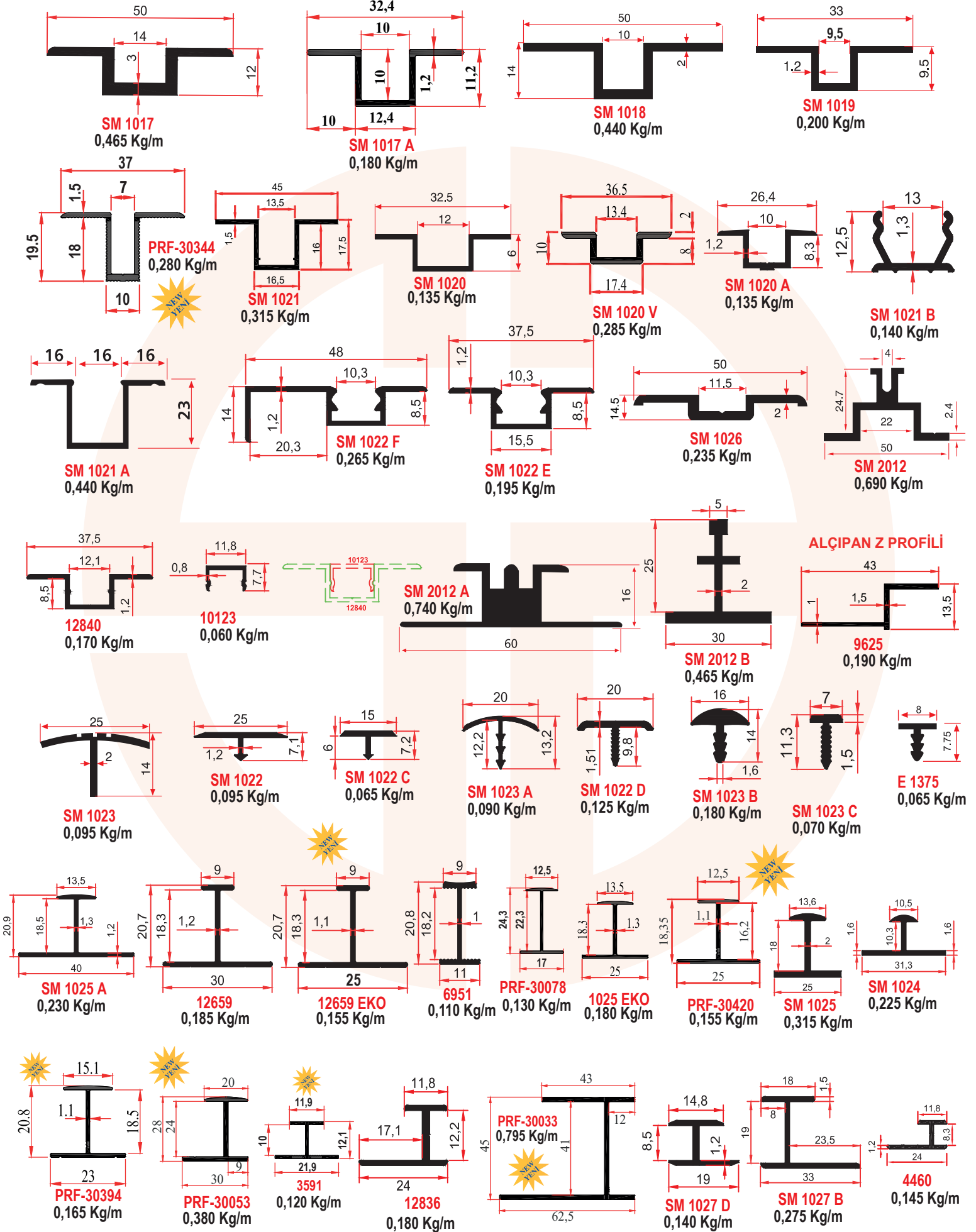


Mini Diamond Kilit

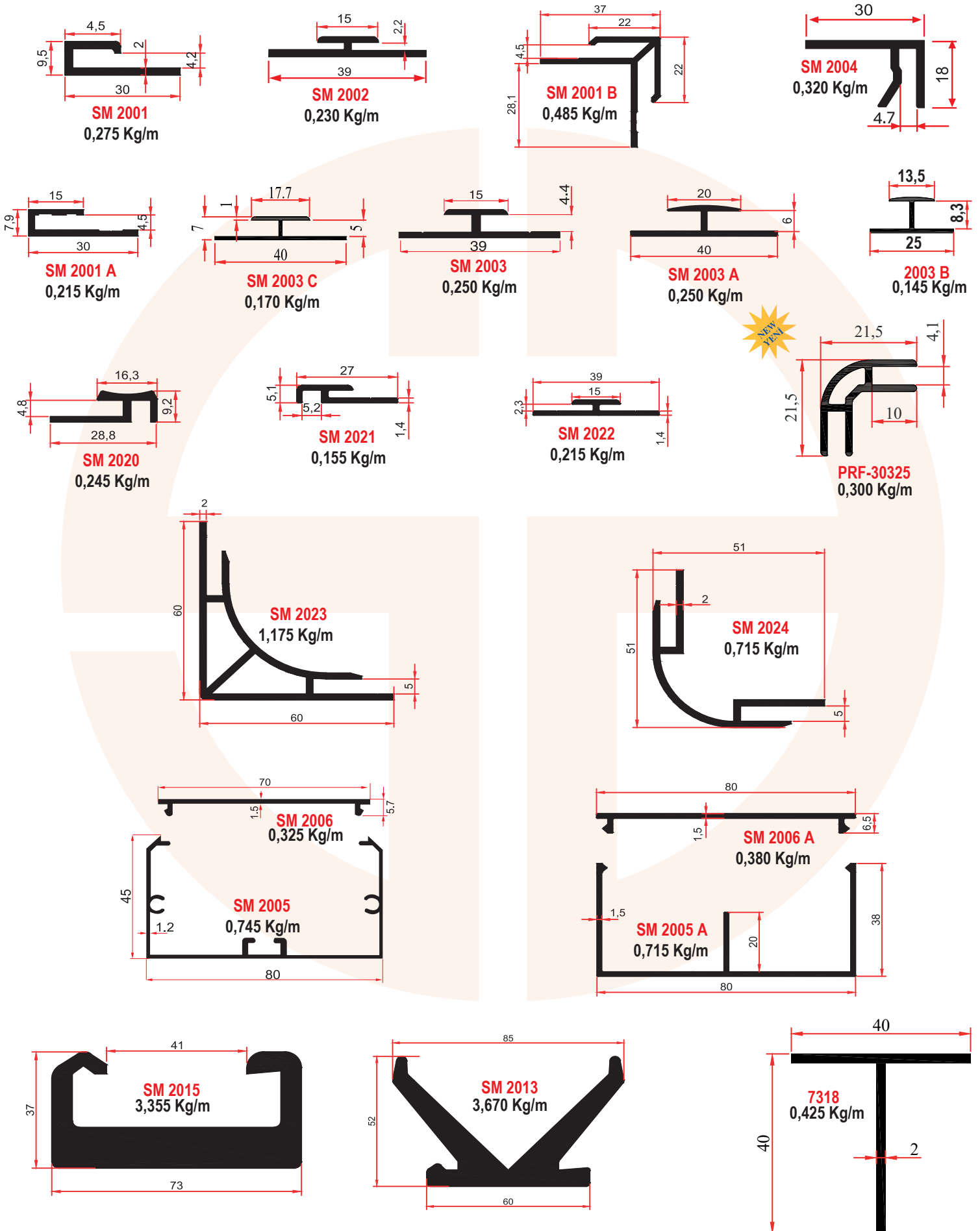


Eko Kabin L Bağlantı Plastik

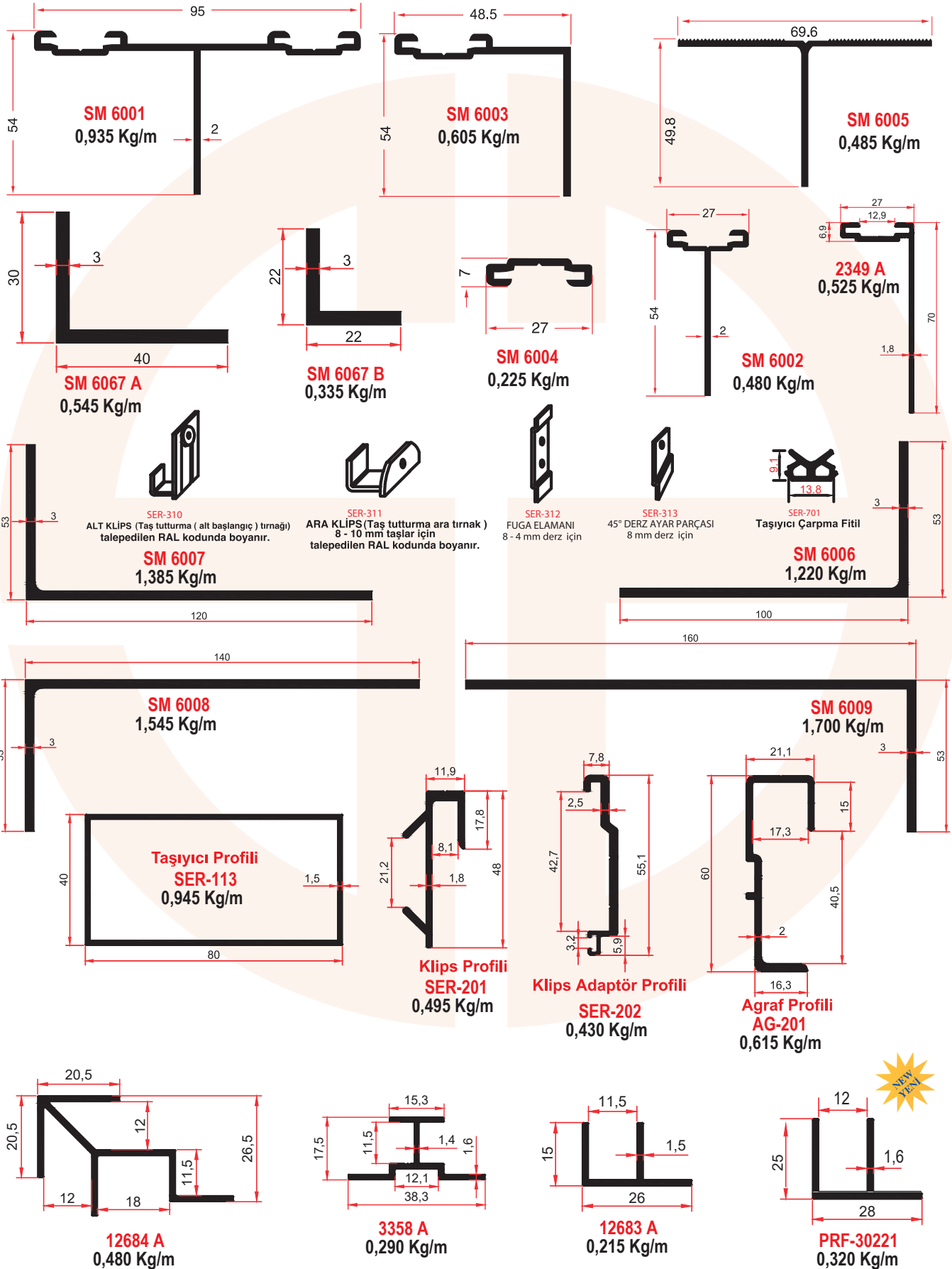
**MOBİLYA - SUNTA-DERZ KAPAMA PROFİLLERİ**  
**FURNITURE PROFILES FOR CHIPBOARD - KITCHENTOP - SEAM**



**KOMPOZİT PANEL EK PROFİLLERİ ve KABLO KANALLARI**  
**COMPOSITE SHEET ADJUNCT PROFILES & CABLE CHANNELS**

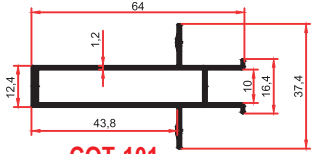


**GRANİT CEPHE PROFİLLER GRANITE FACADE PROFILES**

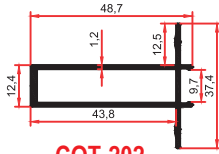




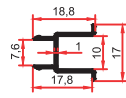
**COTTA CEPHE SİSTEMİ FACADE SYSTEM**



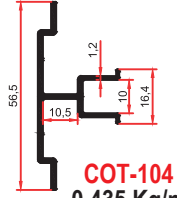
**COT-101**  
0,600 Kg/m



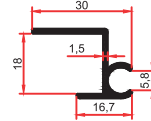
**COT-202**  
0,490 Kg/m



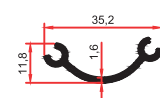
**COT-103**  
0,135 Kg/m



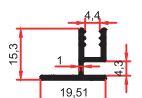
**COT-104**  
0,435 Kg/m



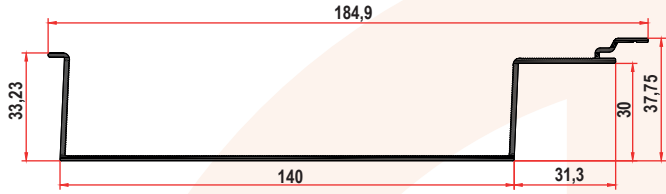
**COT-301**  
0,275 Kg/m



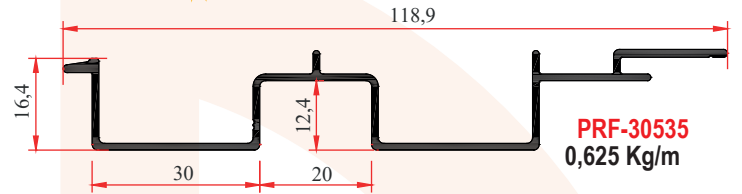
**COT-302**  
0,225 Kg/m



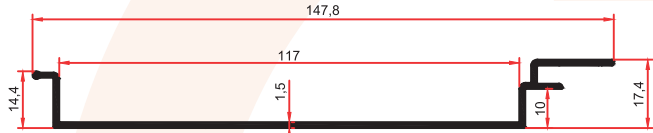
**COT-303**  
0,155 Kg/m



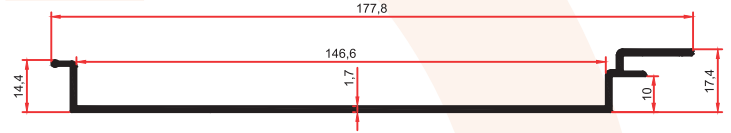
**PRF-30058**  
1,025 Kg/m



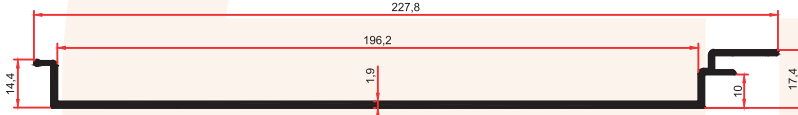
**PRF-30535**  
0,625 Kg/m



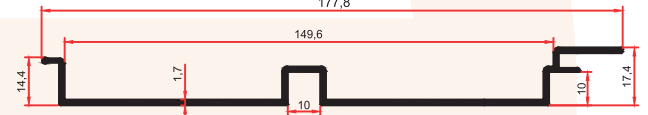
**COT-201**  
0,730 Kg/m



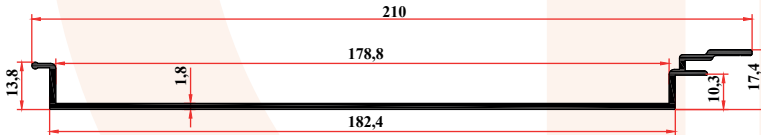
**COT-202**  
0,960 Kg/m



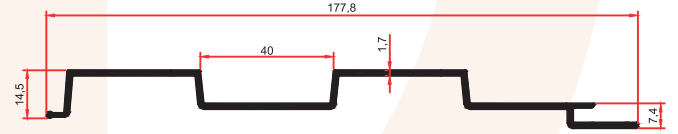
**COT-203**  
1,305 Kg/m



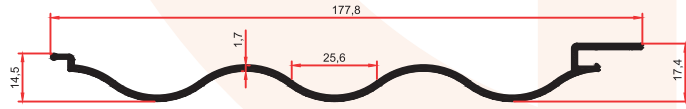
**COT-204**  
1,050 Kg/m



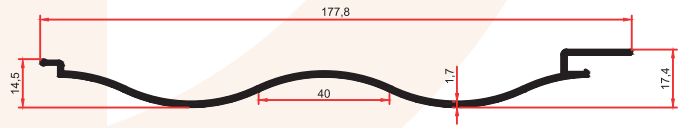
**17-4394**  
1,165 Kg/m



**COT-205**  
1,030 Kg/m



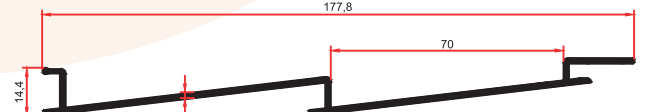
**COT-206**  
0,950 Kg/m



**COT-207**  
0,915 Kg/m



**COT-208**  
0,910 Kg/m



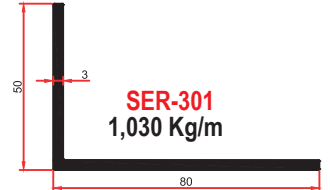
**COT-209**  
1,015 Kg/m



**SER-303**  
1,677 Kg/m



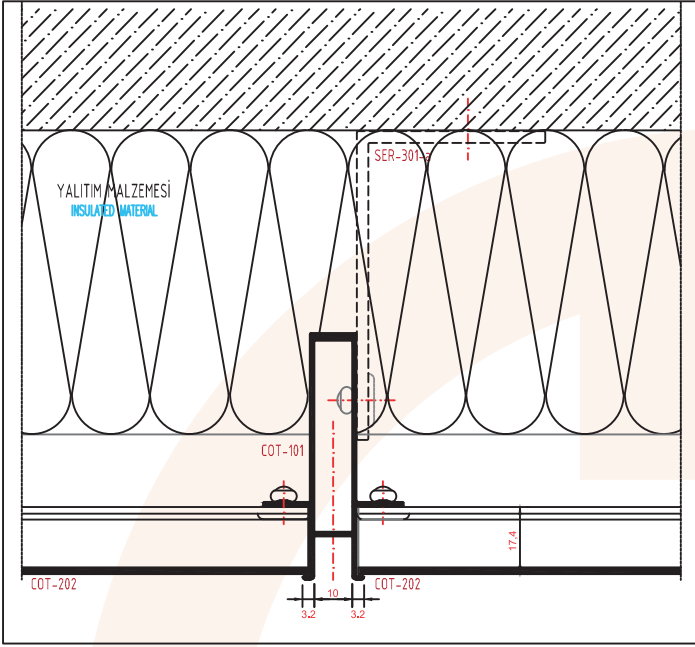
**SER-302**  
1,355 Kg/m



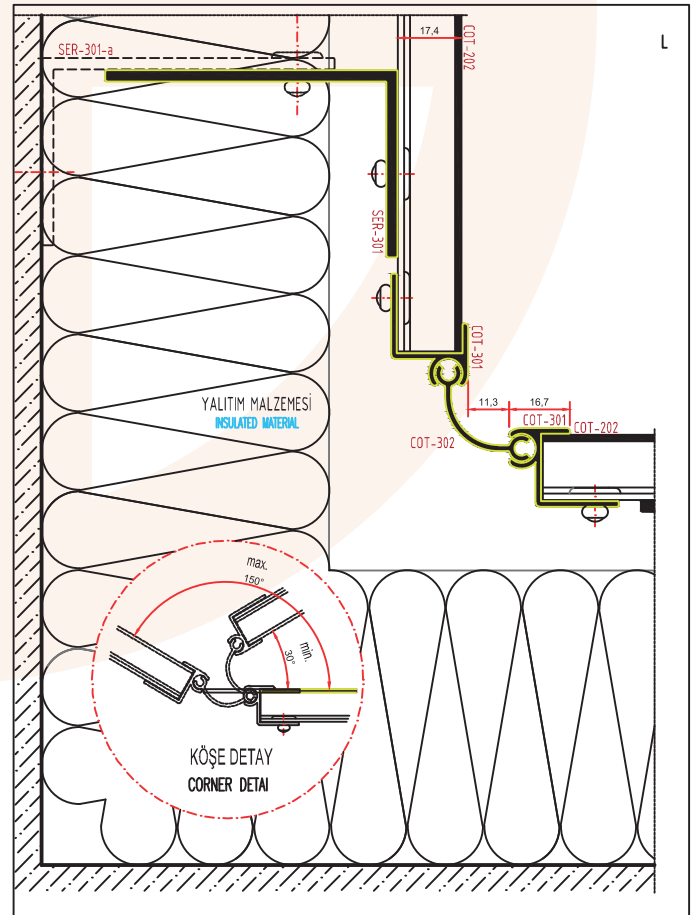
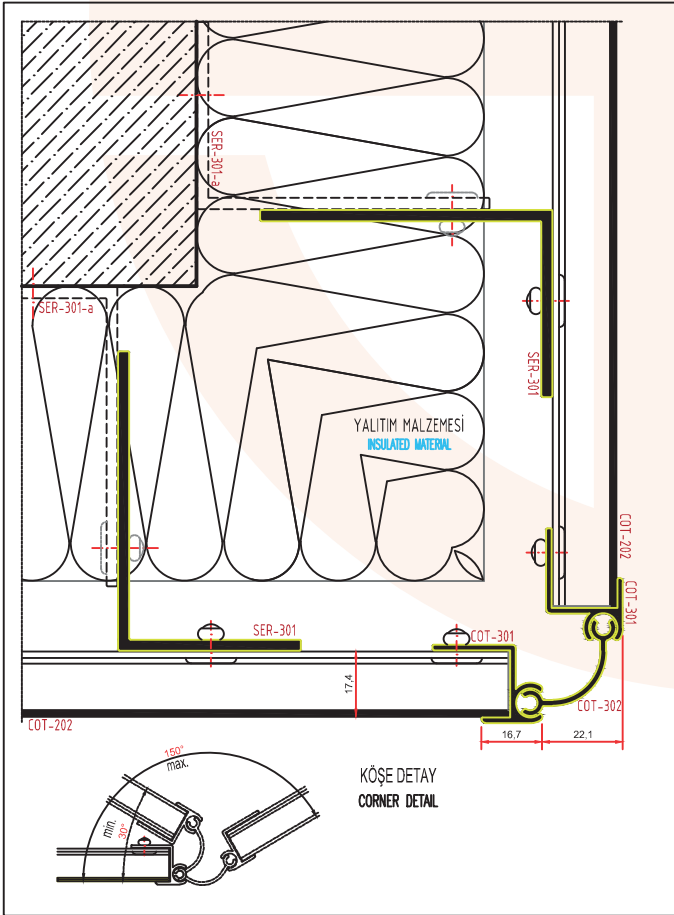
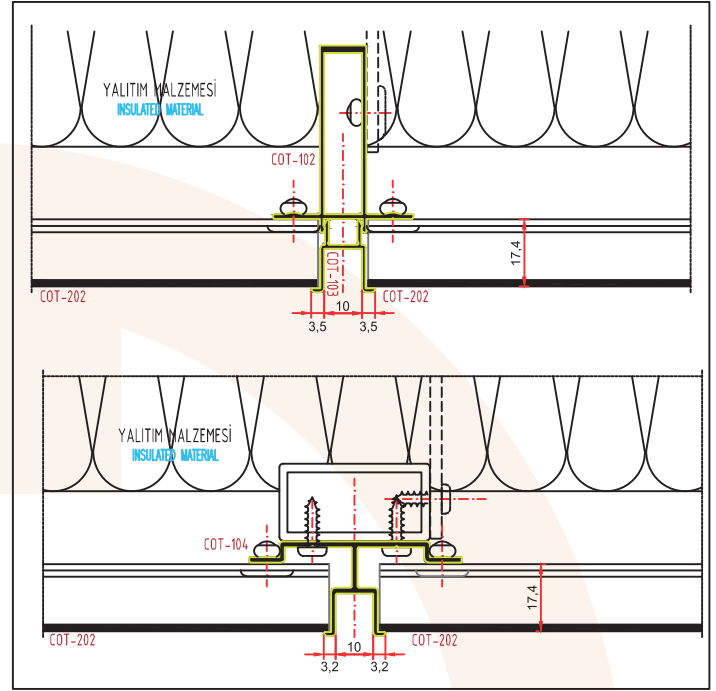
**SER-301**  
1,030 Kg/m

## COTTA CEPHE SİSTEMİ FACADE SYSTEM

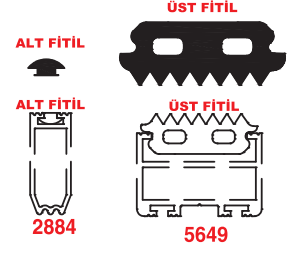
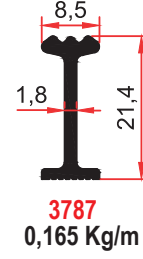
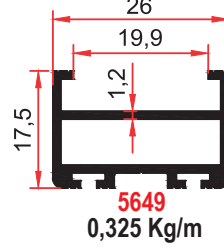
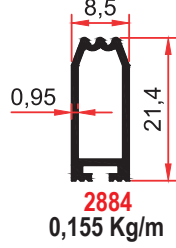
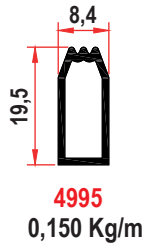
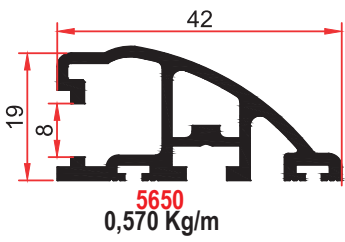
PLAN DETAY  
PLAN DETAIL




PLAN DETAY  
PLAN DETAIL



## ALÜMİNYUM PASPAS PROFİLLERİ ALUMINIUM MAT PROFILES



Paspas Saplama



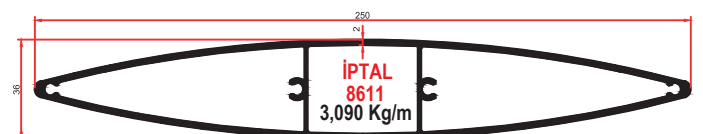
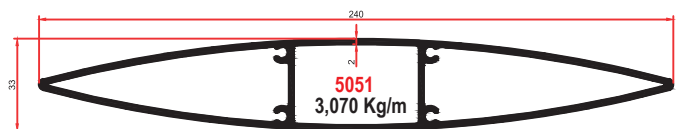
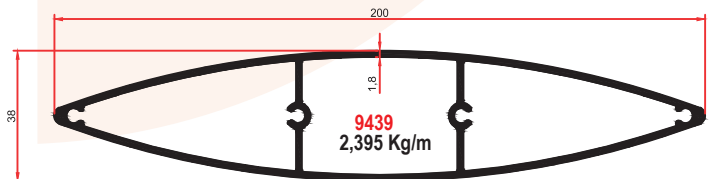
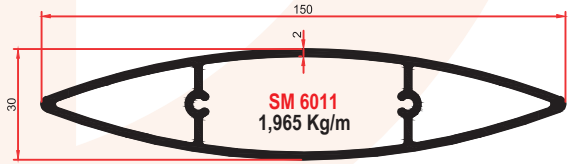
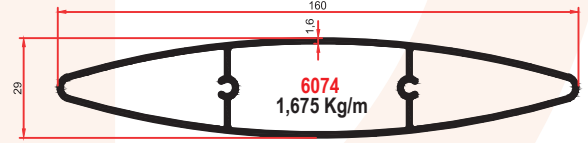
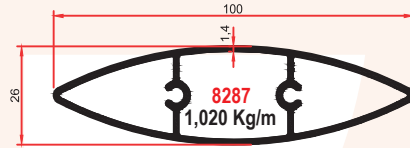
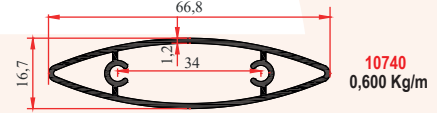
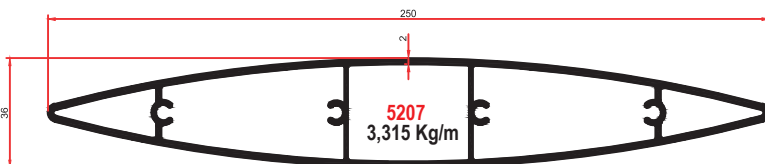
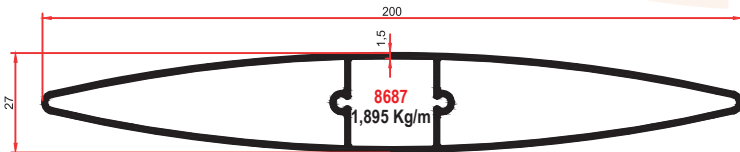
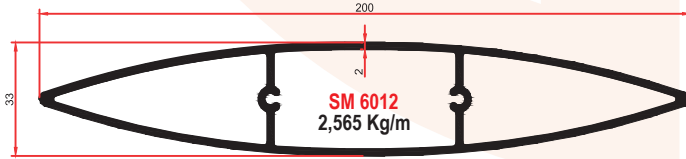
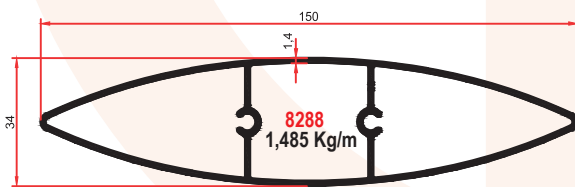
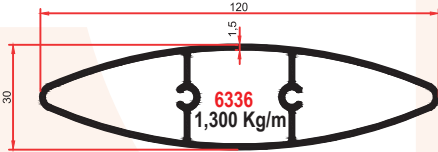
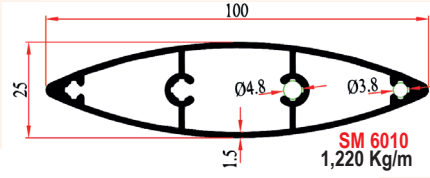
Halı Alüminyum Sıyrıraç Halı 70\*45  
Pvc Alüminyum Sıyrıraç Pvc 70\*45  
Halı Fırça Halı 70\*45  
Pvc Fırça Pvc 70\*45  
Halı Fıtlı: Siyah - Gri - Kırmızı - Taba  
Pvc Fıtlı: Siyah - Gri

Halı Alüminyum Sıyrıraç Halı 90\*55  
Pvc Alüminyum Sıyrıraç Pvc 90\*55  
Halı Fırça Halı 90\*55  
Pvc Fırça Pvc 90\*55  
Halı Fıtlı: Siyah - Gri - Kırmızı - Taba  
Pvc Fıtlı: Siyah - Gri

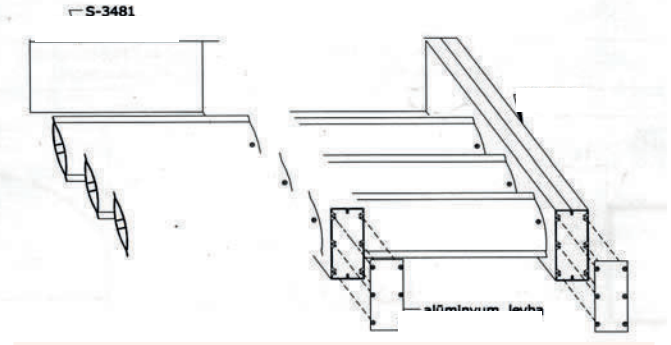
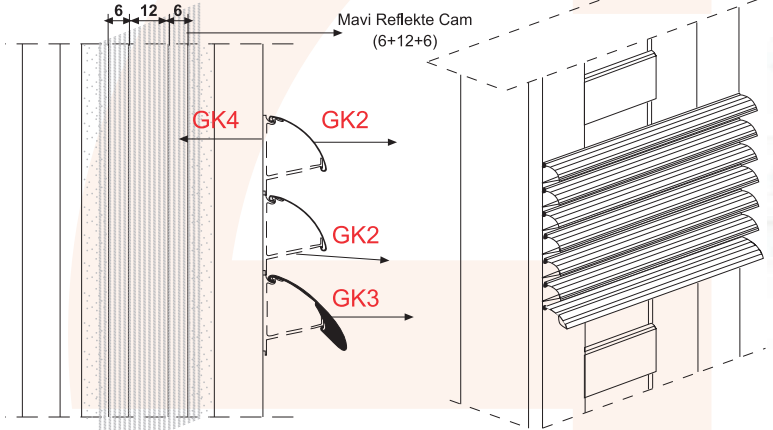
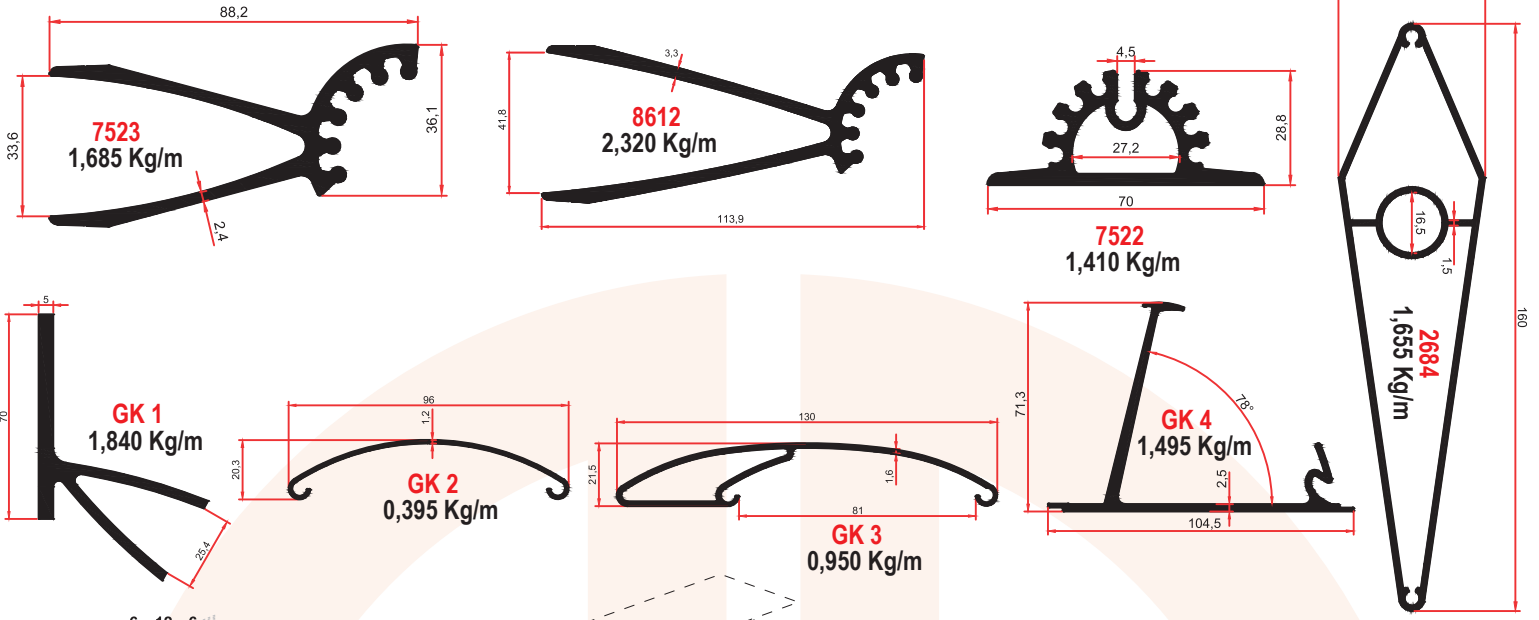
Halı Alüminyum Sıyrıraç Halı 110\*65  
Pvc Alüminyum Sıyrıraç Pvc 110\*65  
Halı Fırça Halı 110\*65  
Pvc Fırça Pvc 110\*65  
Halı Fıtlı: Siyah - Gri - Kırmızı - Taba  
Pvc Fıtlı: Siyah - Gri

\* Özel ölçüye göre paspay profil imalatı yapılır

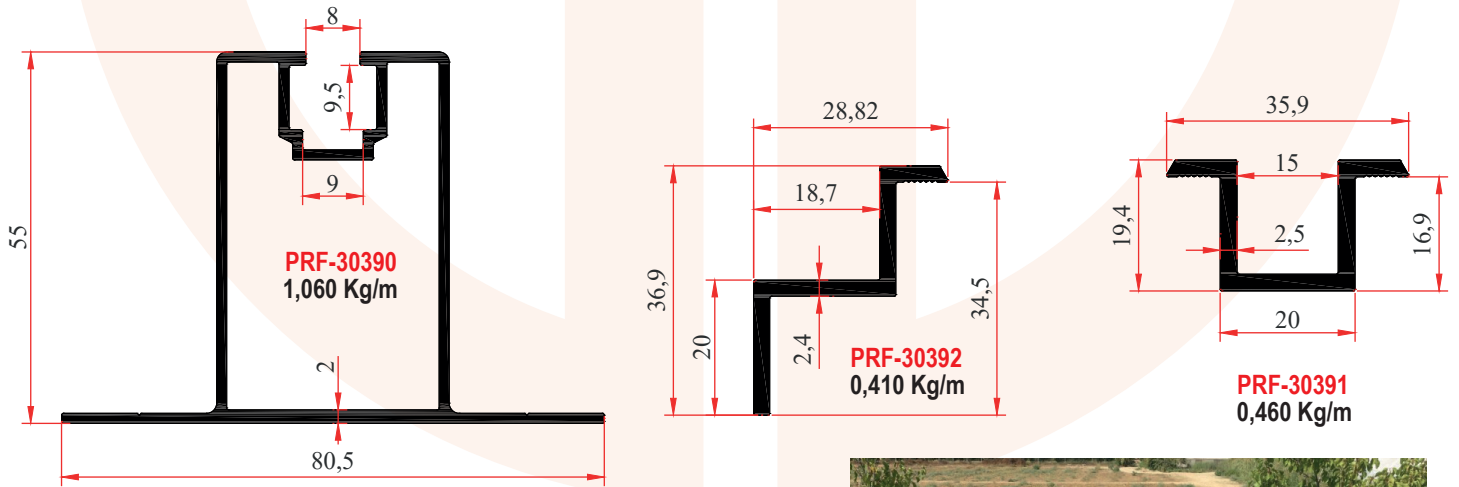
## GÜNEŞ KIRICI PROFİLLERİ SUNSHINE BARRIER PROFILES



**GÜNEŞ KIRICI PROFİLLERİ SUNSHINE BARRIER PROFILES**


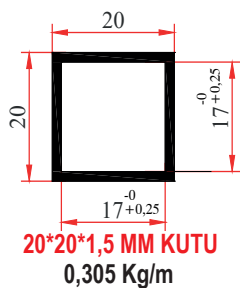
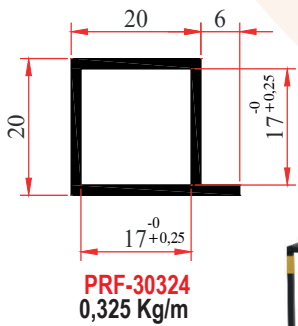
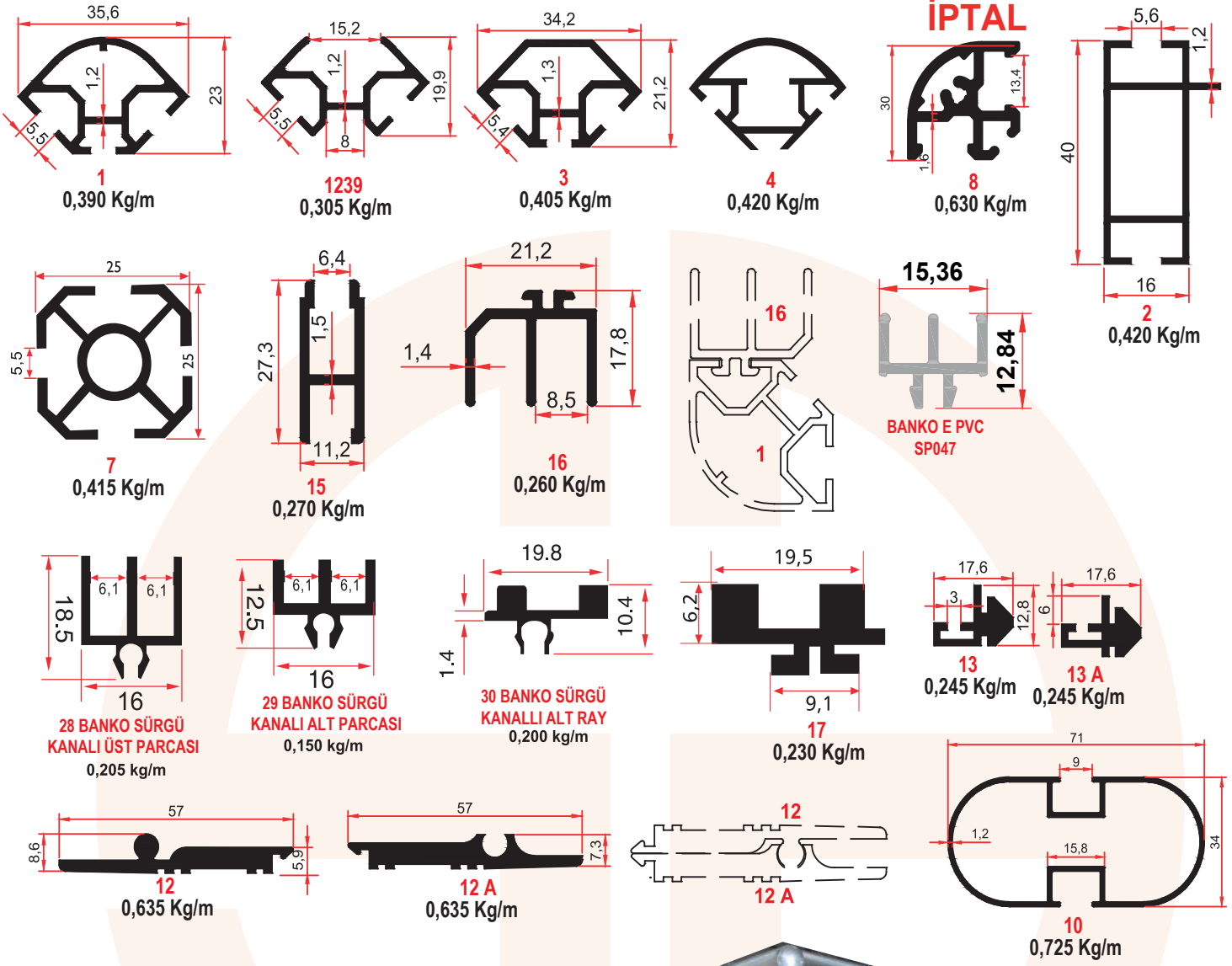


**SOLAR ENERJİ PROFİLLERİ SOLAR ENERGY PROFILES**



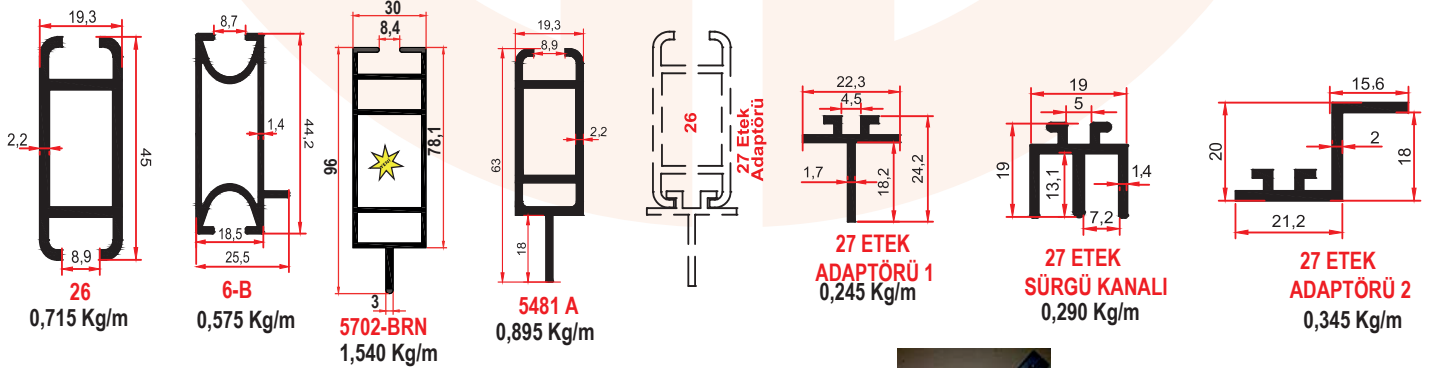
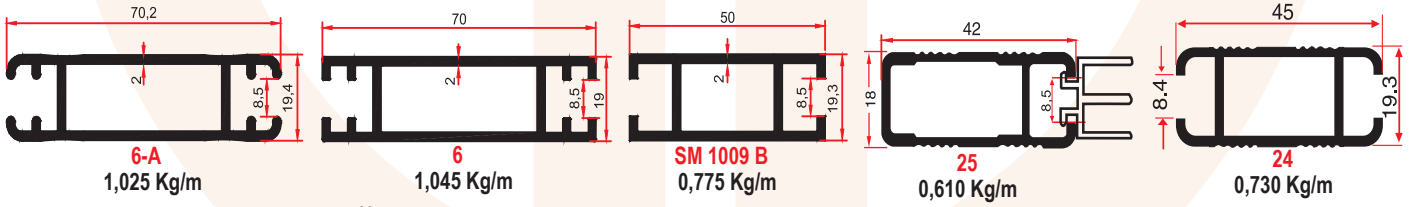
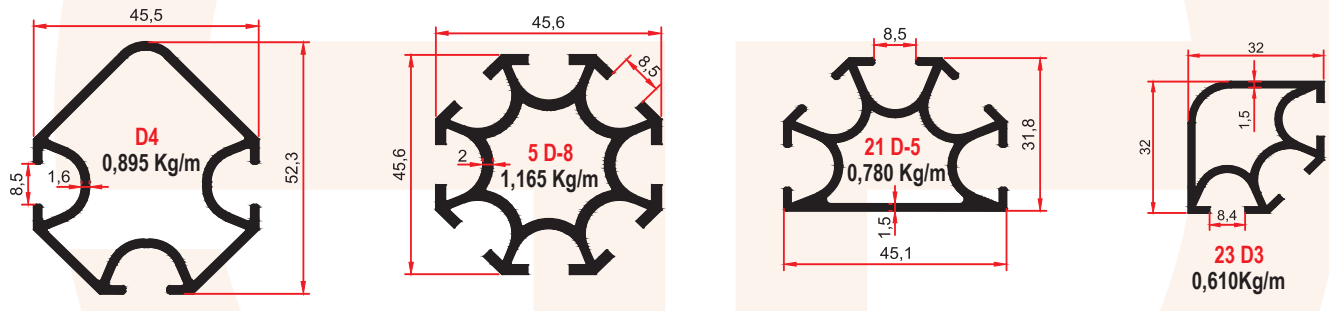
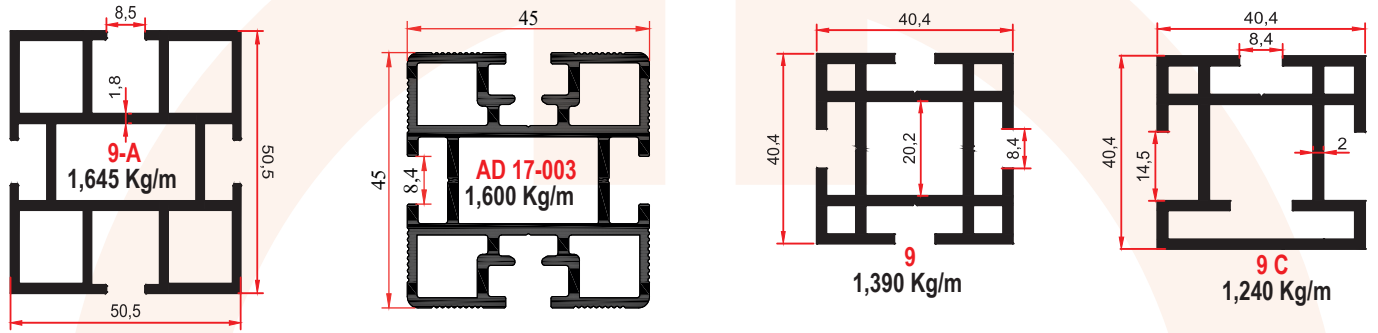
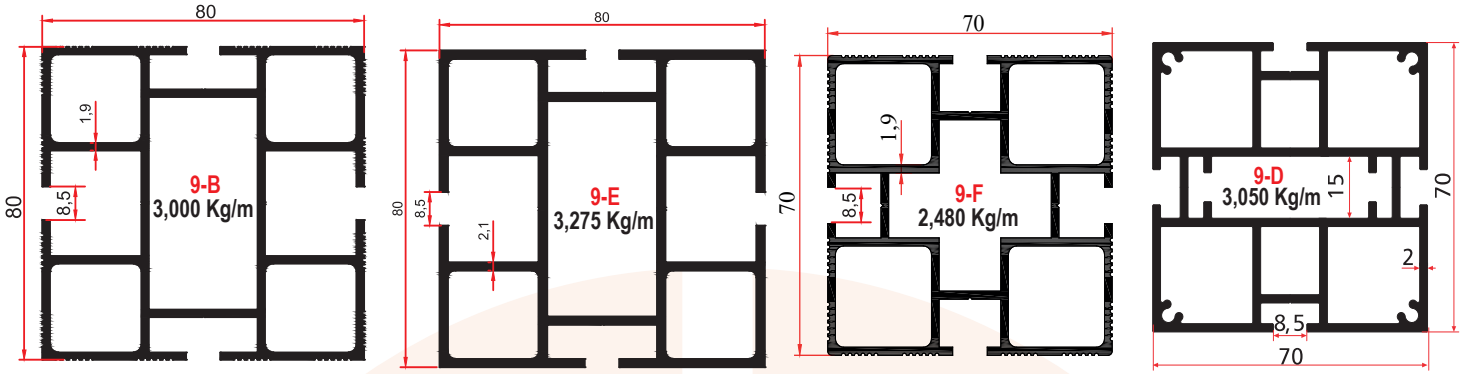


**BANKO PROFİLLERİ ve AKSESUARLARI PROFILES & ACCESORIES FOR SHOP DESIGN & PRODUCTS**






**FUAR STAND PROFİLLERİ ve AKSESUARLARI** PROFILES & ACCESORIES FOR EXHIBITION



50x50 Sigma Ayak



50x50 Sigma Tapa



50x50 Sigma Ek Bağlantı



Sigma D - 8 Ek Bağlantı  
1,224 kg/m



80x80 Sigma Köşe Sacı



80x80 Ek Bağlantı

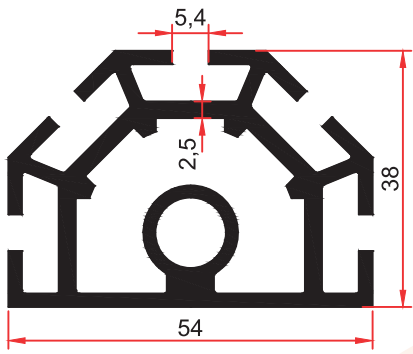


80x80 Sigma Tapa Plastik

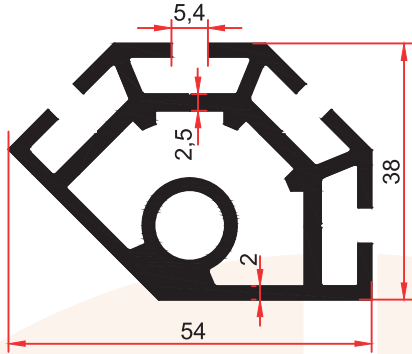


80x80 Sigma Kilit Plastik

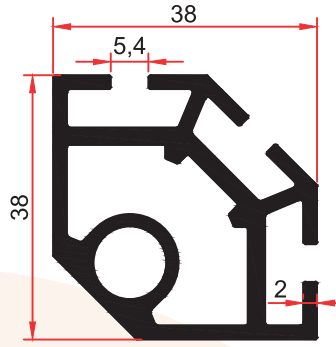
**FUAR STAND PROFİLLERİ ve AKSESUARLARI** **PROFILES & ACCESORIES FOR EXHIBITION**



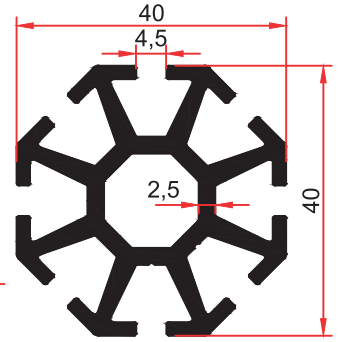
**FS 4024**  
1,665 Kg/m



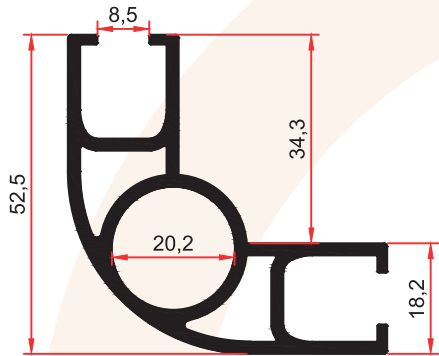
**FS 4023**  
1,505 Kg/m



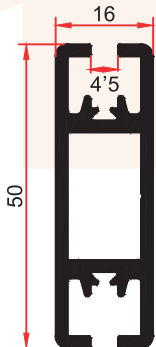
**FS 4025**  
1,210 Kg/m



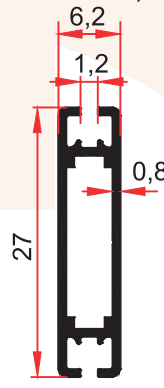
**FS 4022**  
1,365 Kg/m



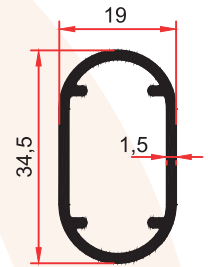
**SM 1014 Ç**  
1,280 Kg/m



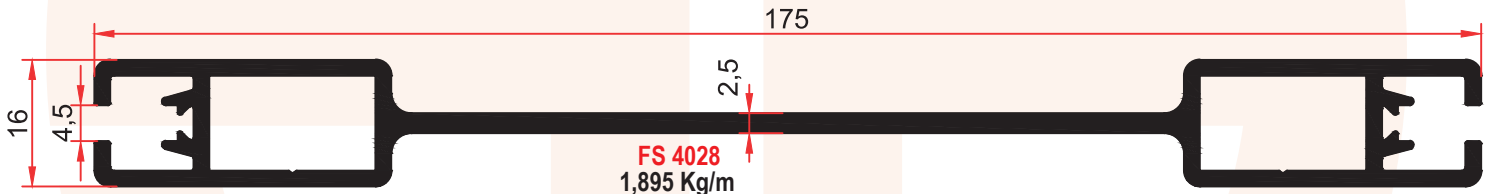
**FS 4026**  
0,835 Kg/m



**FS 4027**  
1,155 Kg/m



**32 UZAY PROFİLİ**  
0,385 Kg/m



**FS 4028**  
1,895 Kg/m



**40x40 SIGMA BAĞLANTISI**



**7'LİK ETEK BAĞLANTISI**



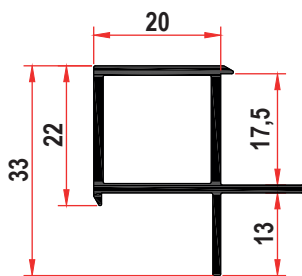
**5'LİK ETEK BAĞLANTISI**



**UZAY PROFİLİ  
BAĞLANTISI DÜZ**



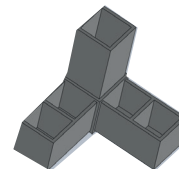
**UZAY PROFİLİ  
BAĞLANTISI ACILI**



**PRF-30062**  
0,400 Kg/m

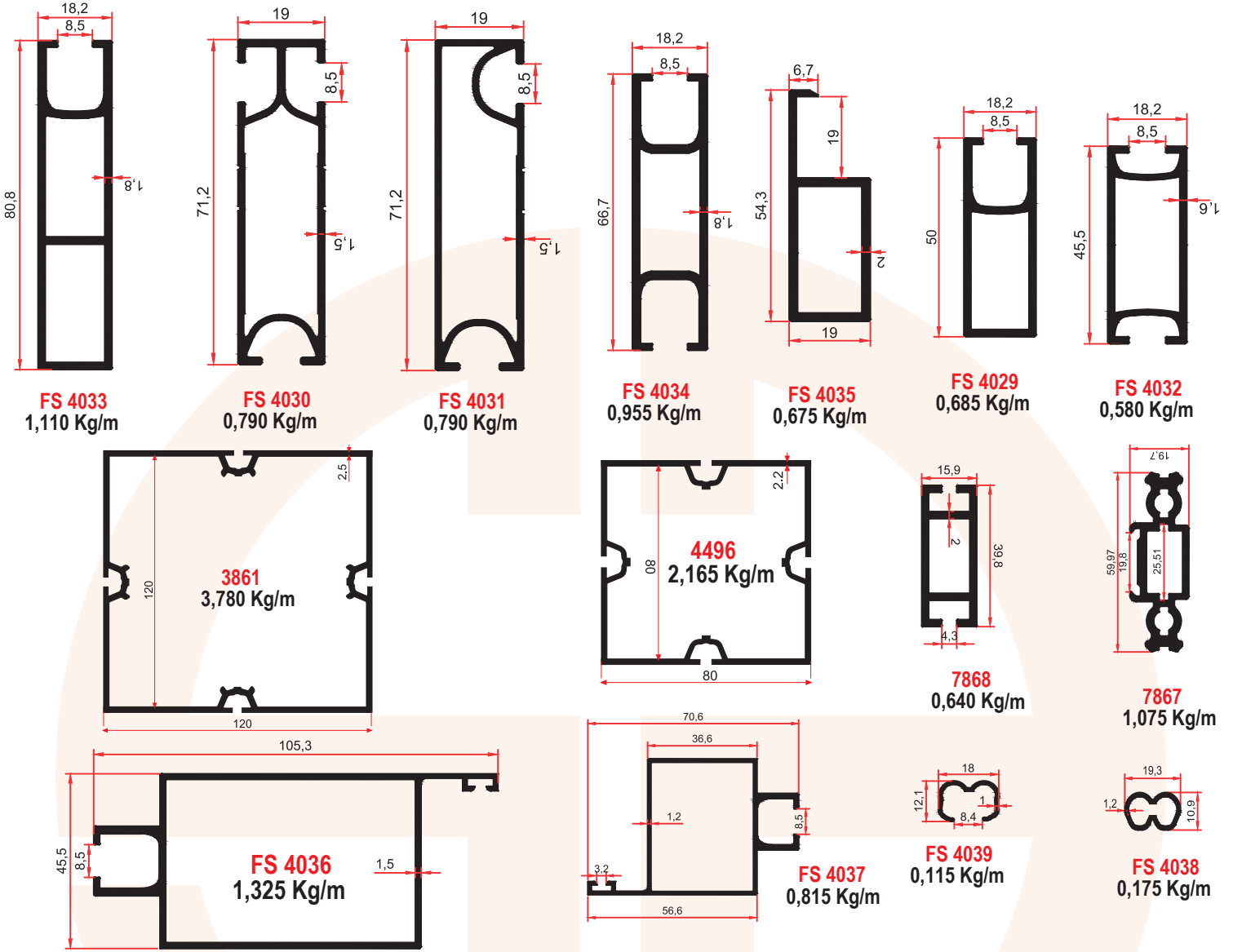


**20x20 KUTU'YA GÖRE  
UÇ AYAK PLS 30062**

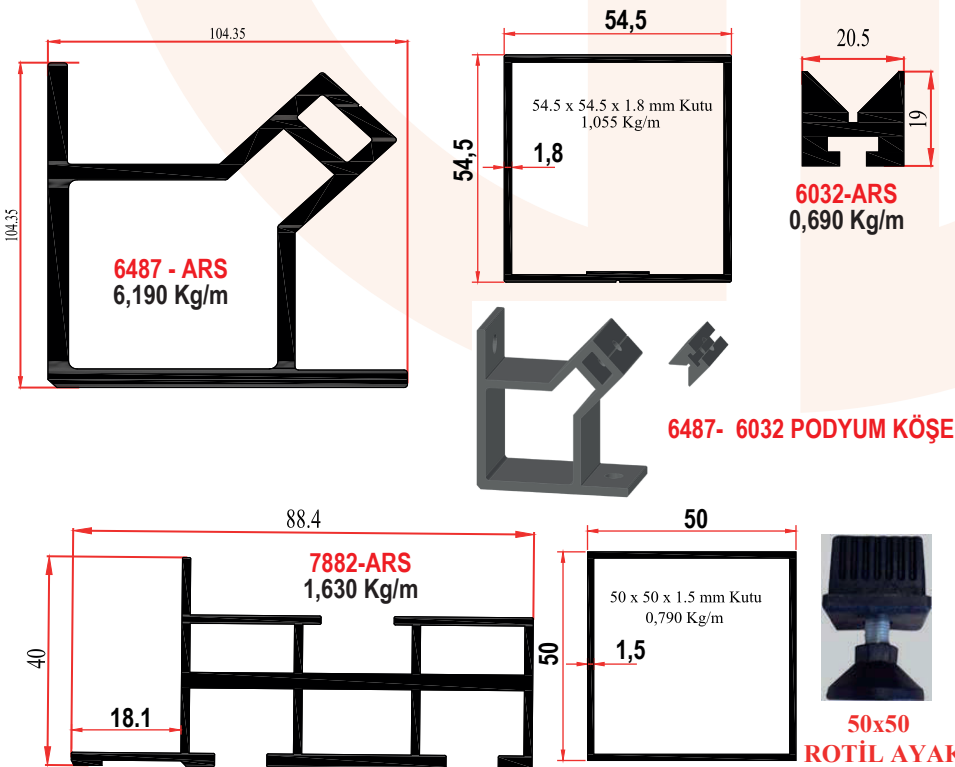


**1009 B  
BAĞLANTI PARÇASI**  
1,370 Kg/m

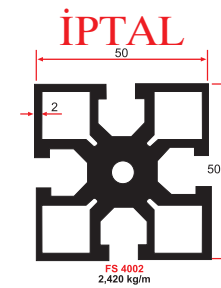
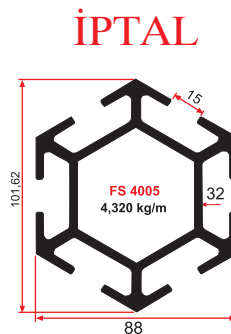
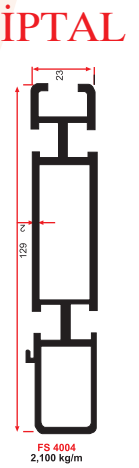
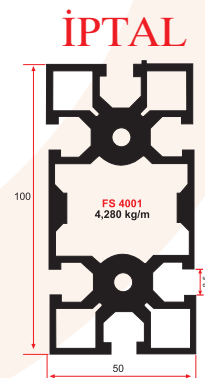
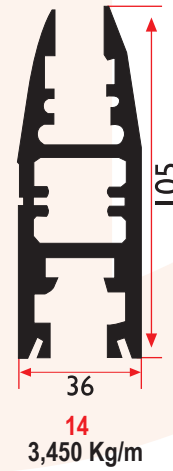
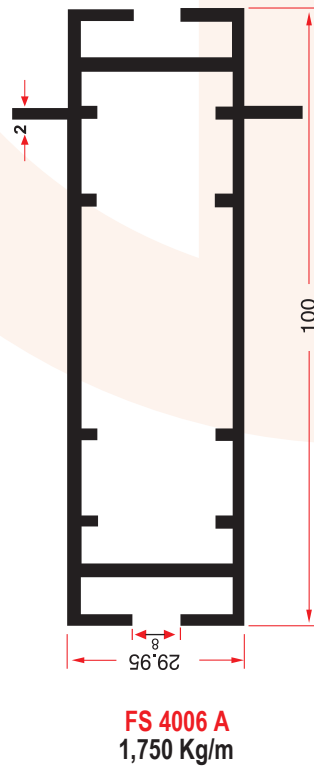
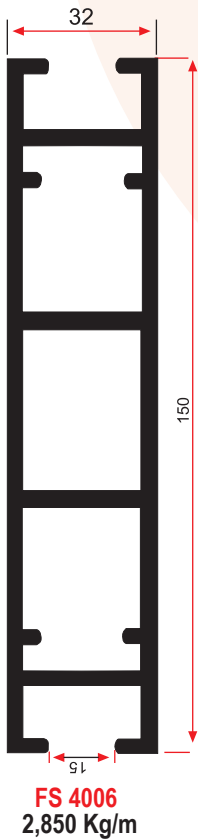
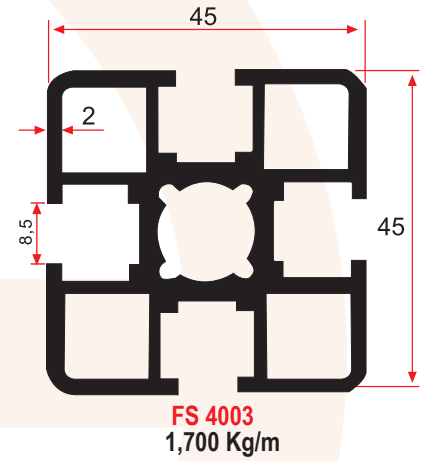
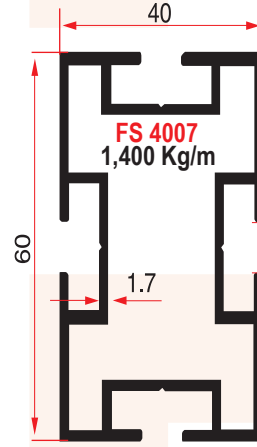
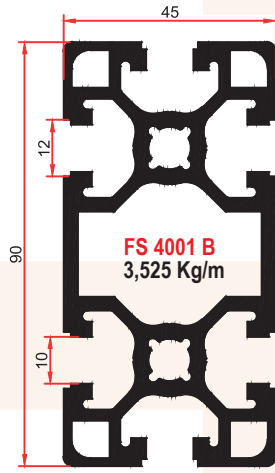
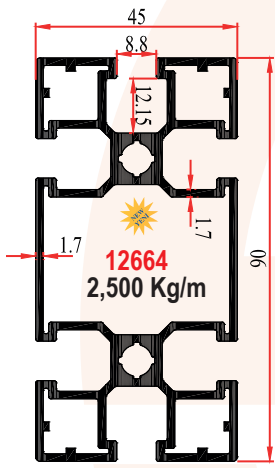
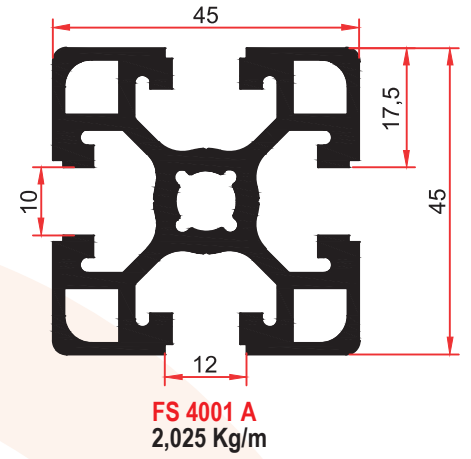
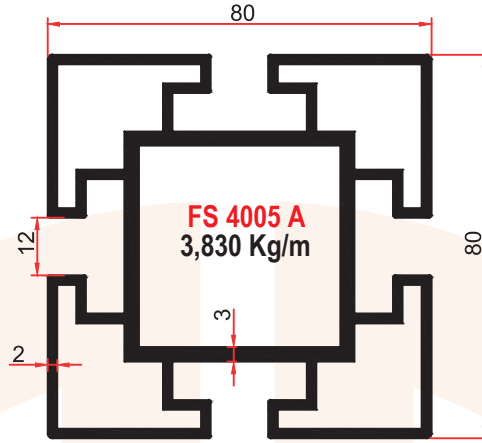
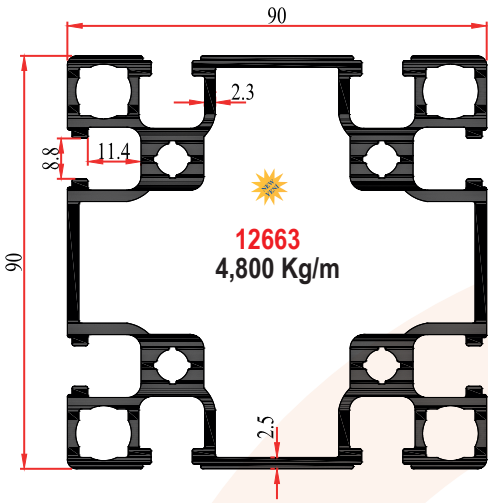
**FUAR STAND PROFİLLERİ ve AKSESUARLARI** **PROFILES & ACCESORIES FOR EXHIBITION**

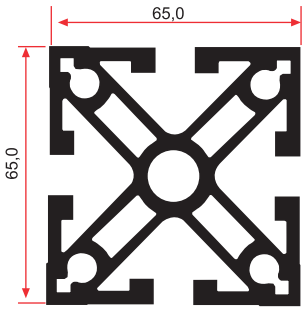


**PODYUM ve SAHNE POFİLLERİ** **PODIUM & STAGE PROFILES**

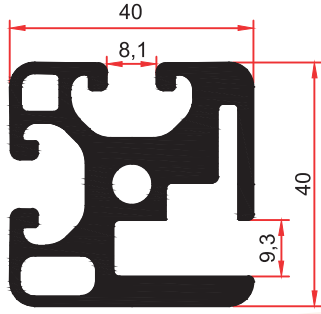


**SİGMA ve KONVİYÖR PROFİLLERİ SIGMA & CONVEYOR PROFILES**

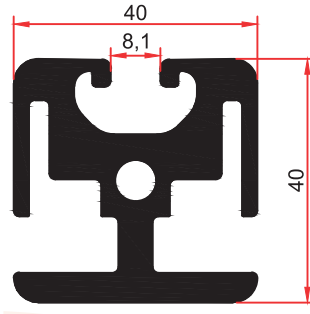




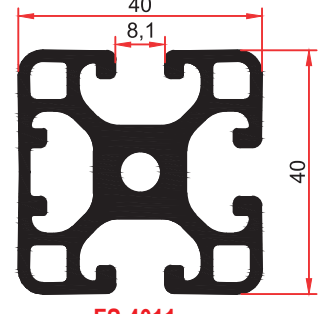
**FS 4008**  
4,000 Kg/m



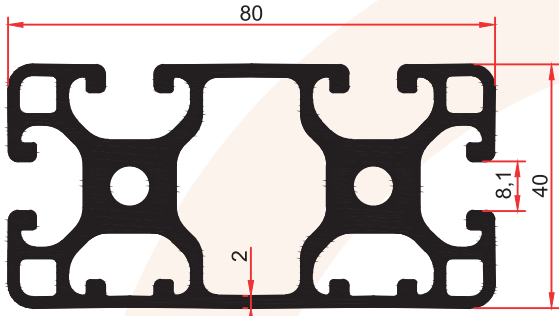
**FS 4009**  
1,965 Kg/m



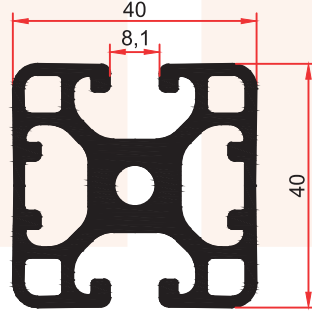
**FS 4010**  
2,205 Kg/m



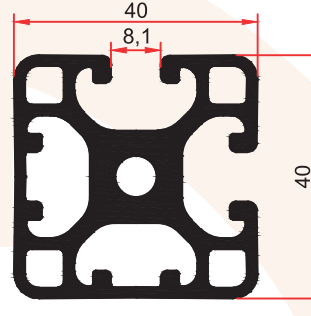
**FS 4011**  
1,790 Kg/m



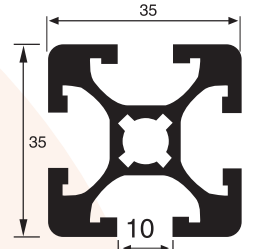
**FS 4012**  
3,125 Kg/m



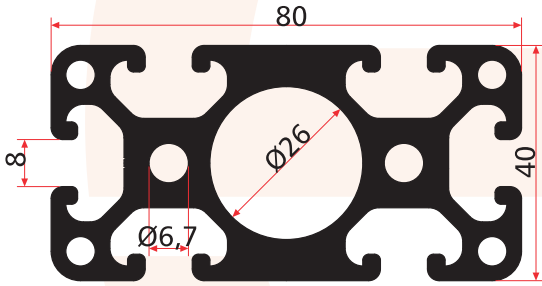
**FS 4013**  
1,825 Kg/m



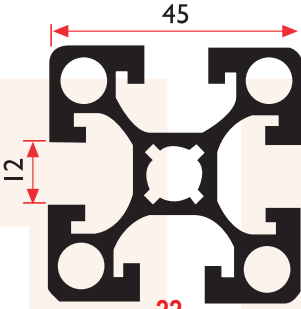
**FS 4014**  
1,825 Kg/m



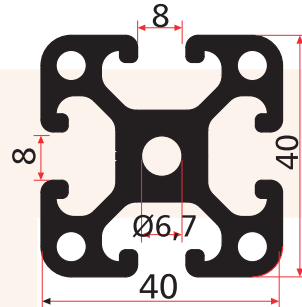
**FS 4015**  
1,340 Kg/m



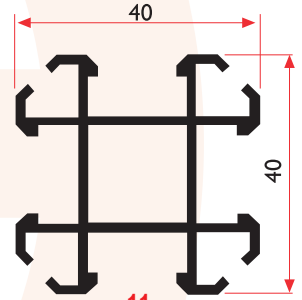
**FS 4012 A**  
3,400 Kg/m



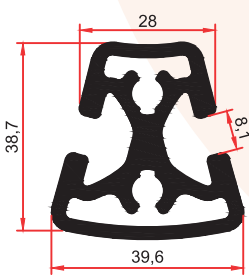
**22**  
1,820 Kg/m



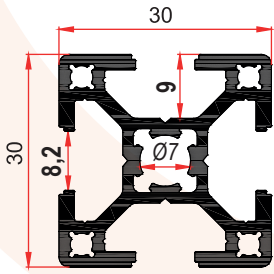
**FS 4012 B**  
2,065 Kg/m



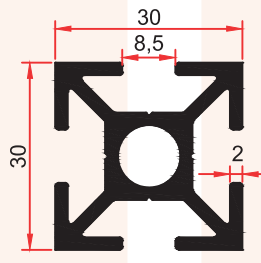
**11**  
0,940 Kg/m



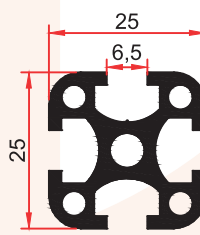
**FS 4019**  
1,655 Kg/m



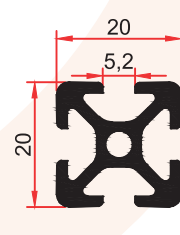
**FS 4016**  
0,835 Kg/m



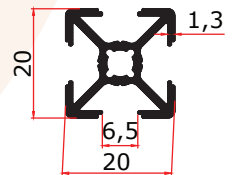
**FS 4016 A**  
0,925 Kg/m



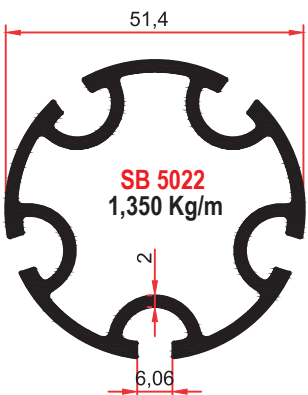
**FS 4017**  
0,685 Kg/m



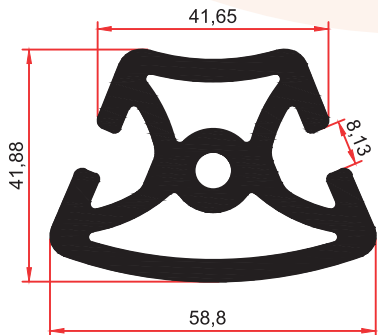
**FS 4018**  
0,465 Kg/m



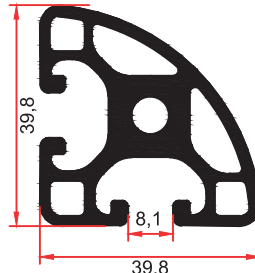
**FS 4013 H**  
0,345 Kg/m



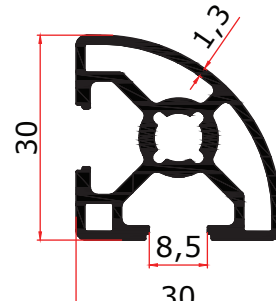
**SB 5022**  
1,350 Kg/m



**FS 4019 A**  
2,685 Kg/m



**FS 4020**  
1,490 Kg/m

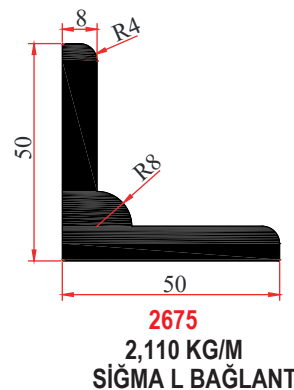
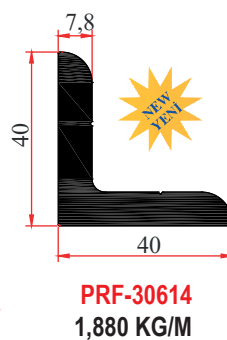
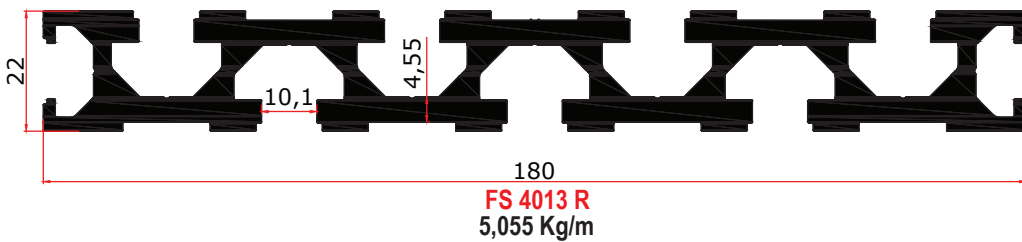

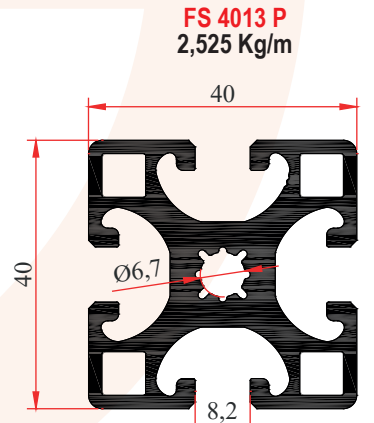
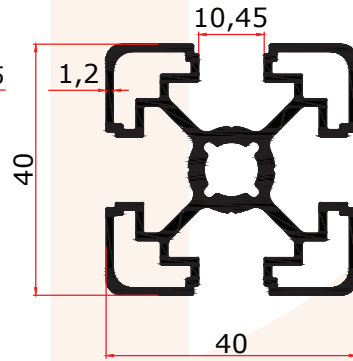
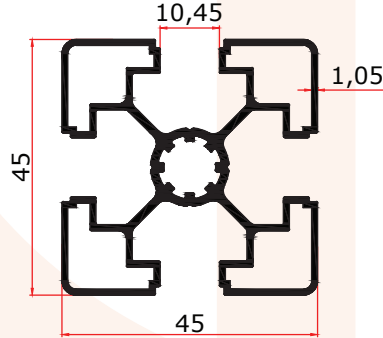
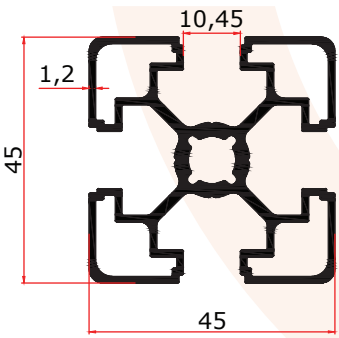
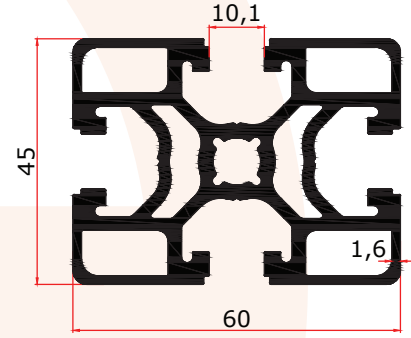
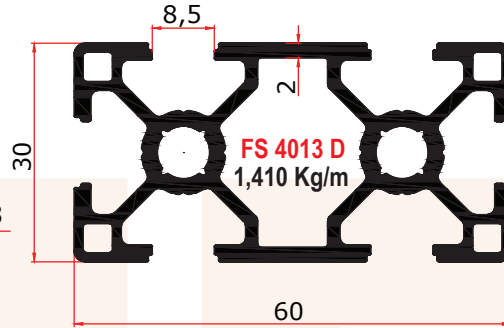
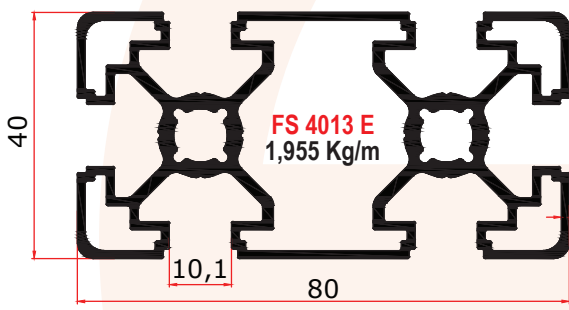
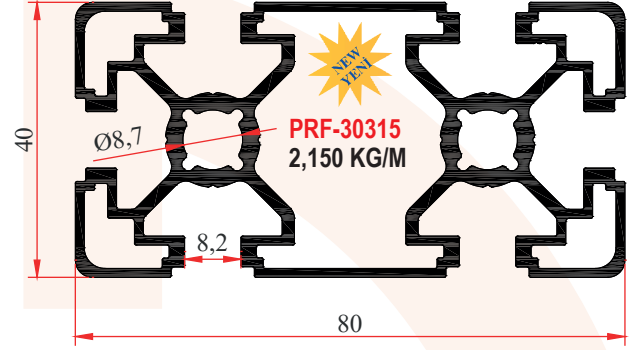
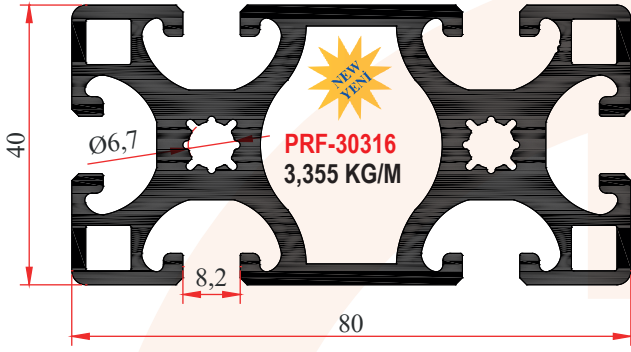
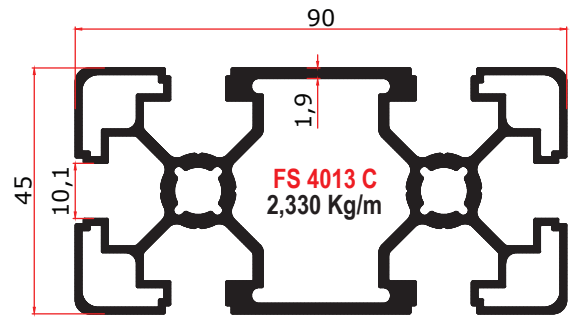
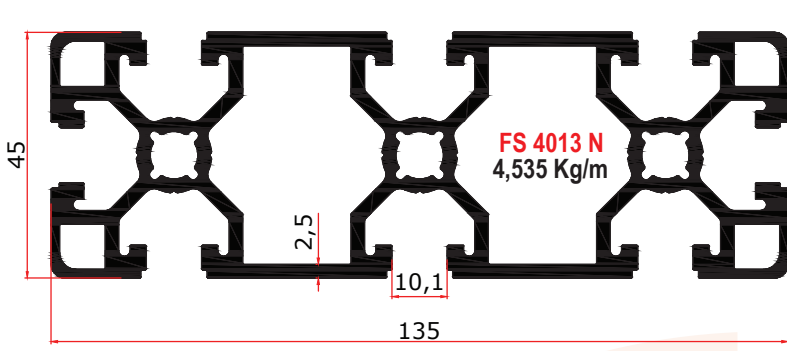


**FS 4013 G**  
0,675 Kg/m



**FS 4021**  
2,240 Kg/m





**BANKO VE FUAR STAND AKSESUARLARI**  
**SHOP DESIGN & EXHIBITION ACCESSORIES**



7 Lik Etek Kilidi



5 Lik Etek Kilidi



Uzay Kilidi



40x40 Siğma Bağlantı



30x30 Siğma Bağlantı



F5 4006 A Etek Bağlantısı



Siğma L Bağlantısı



45x45 Siğma Bağlantısı



40x40 Kutu Tapaşı



D8 Tapaşı




30x30 Siğma Tapaşı



40x40 Siğma Tapaşı



45x45 Siğma Tapaşı



80x80 Siğma Tapa Plastik



1052 Tapaşı



80x80 Siğma Kilit Plastik




Siğma D-8 Ek Bağlantı



Siğma Tekli Köşeli Cam Tutamağı



Siğma tekli cam tutamağı



Siğma çiftli cam tutamağı



80x80 siğma köşe sacı



Siğma Poster gerdirme

## BANKO ve FUAR STAND AKSESUARLARI

## SHOP DESIGN & EXHIBITION ACCESSORIES



BANKO CAM KİLİDİ TEKLİ



BANKO CAM MENTEŞESİ TEKLİ



BANKO CAM MENTEŞESİ ÇİFTLİ



CAM KİLİDİ



BANKO ÜÇ AYAK



D3 SABİT AYAK



D3 ÜÇ AYAK



D8 CAM BİNİCİ



60x60 ROTİL AYAK



50x50 ROTİL AYAK



40x40 ROTİL AYAK



40x40 SİĞMA AYAK



KONFEKSİYON GERDİRME



KONFEKSİYON AY BAĞLANTI



40x40 SİĞMA TAVAN GERDİRME



40x40 LÜKS SİĞMA GERDİRME



45x45  
SİĞMA ÇEKTİRME



30x30  
SİĞMA ÇEKTİRME



45x45 SİĞMA  
BAĞLANTI VİDASI




BANKO CAMCAMA  
SÜRGÜ KİLİDİ



40x40 KUTU  
LÜKS RAF DESTEĞİ



LÜKS RAF  
ARJA SABİTLEYİCİSİ



	METRİK	ÜRÜN ADI	KULLANIM ALANI	MATERYAL
8	6	KÖŞE BAĞLANTI DAR	30*30	ALUMİNYUM
10	8	KÖŞE BAĞLANTI DAR	45*45	ALUMİNYUM



6	5	KÖŞE BAĞLANTI GENİŞ	20*20	ZAMAK
8	6	KÖŞE BAĞLANTI GENİŞ	30*30	ZAMAK
10	8	KÖŞE BAĞLANTI GENİŞ	40*40	ALUMİNYUM
10	8	KÖŞE BAĞLANTI GENİŞ	45*45	ALUMİNYUM
10	8	KÖŞE BAĞLANTI GENİŞ	60*60	ALUMİNYUM
10	8	KÖŞE BAĞLANTI GENİŞ	80*80	ALUMİNYUM
10	8	KÖŞE BAĞLANTI GENİŞ	90*90	ALUMİNYUM



8	6	KÖŞE BAĞLANTI UZUN	30*60	ALUMİNYUM
10	8	KÖŞE BAĞLANTI UZUN	40*80	ALUMİNYUM
10	8	KÖŞE BAĞLANTI UZUN	45*90	ALUMİNYUM



8	6	KÖŞE BAĞLANTI ÜÇ YÖNLÜ KÜP	30*30	ALUMİNYUM
10	8	KÖŞE BAĞLANTI ÜÇ YÖNLÜ KÜP	40*40	ALUMİNYUM
10	8	KÖŞE BAĞLANTI ÜÇ YÖNLÜ KÜP	45*45	ALUMİNYUM
8	6	KÖŞE BAĞLANTI ELEMANI 3'LÜ 20-25	20-25	ALUMİNYUM
10	8	KÖŞE BAĞLANTI ELEMANI 3'LÜ 30*30	30*30	ALUMİNYUM
10	8	KÖŞE BAĞLANTI ELEMANI 3'LÜ 40-45	40-45	ALUMİNYUM



10	8	KÖŞE BAĞLANTI ÜÇGEN (AĞIR)	40*40	ZAMAK
----	---	----------------------------	-------	-------




10	8	KÖŞE BAĞLANTI 45° AÇILI	40*40	ALUMİNYUM
10	8	KÖŞE BAĞLANTI 45° AÇILI	45*45	ALUMİNYUM



6	6	KÖŞE BAĞLANTI RADIUSLU	20*20	ZAMAK
8	8	KÖŞE BAĞLANTI RADIUSLU	30*30	ZAMAK
10	10	KÖŞE BAĞLANTI RADIUSLU	45*45	ZAMAK



8	6	KÖŞE BAĞLANTI DÜZ	30*30	ALUMİNYUM
10	8	KÖŞE BAĞLANTI DÜZ	40*40	ALUMİNYUM
10	8	KÖŞE BAĞLANTI DÜZ	45*45	ALUMİNYUM
10	8	KÖŞE BAĞLANTI DÜZ	80*80	ALUMİNYUM

	METRİK	ÜRÜN ADI	KULLANIM ALANI	MATERYAL
6	4	SOMUN TIRTILLI	20-25	8,8 ÇELİK
6	5	SOMUN TIRTILLI	20-25	8,8 ÇELİK
8	4	SOMUN TIRTILLI	30*30	8,8 ÇELİK
8	5	SOMUN TIRTILLI	30*30	8,8 ÇELİK
8	6	SOMUN TIRTILLI	30*30	8,8 ÇELİK
10	4	SOMUN TIRTILLI	45*45	8,8 ÇELİK
10	5	SOMUN TIRTILLI	45*45	8,8 ÇELİK
10	6	SOMUN TIRTILLI	45*45	8,8 ÇELİK
10	8	SOMUN TIRTILLI	45*45	8,8 ÇELİK
10	6	SOMUN TIRTILLI PASLANMAZ	45*45	304 PASLANMAZ
10	8	SOMUN TIRTILLI PASLANMAZ	45*45	304 PASLANMAZ


8_10	4	SOMUN DİKDÖRTGEN		HRP
8_10	5	SOMUN DİKDÖRTGEN		HRP
8_10	6	SOMUN DİKDÖRTGEN		HRP
8_10	8	SOMUN DİKDÖRTGEN		HRP
10	4	SOMUN KARE		HRP
10	5	SOMUN KARE		HRP
10	6	SOMUN KARE		HRP
10	8	SOMUN KARE		HRP
10	10	SOMUN KARE		HRP
6	6	SOMUN KARE		HRP

6	4	SOMUN T KANAL	20*20	8,8 ÇELİK
6	5	SOMUN T KANAL	20*20	8,8 ÇELİK
6	6	SOMUN T KANAL	20*20	8,8 ÇELİK
8	4	SOMUN T KANAL	30*30	8,8 ÇELİK
8	5	SOMUN T KANAL	30*30	8,8 ÇELİK
8	6	SOMUN T KANAL	30*30	8,8 ÇELİK
8	8	SOMUN T KANAL	30*30	8,8 ÇELİK
10	4	SOMUN T KANAL	45*45	8,8 ÇELİK
10	5	SOMUN T KANAL	45*45	8,8 ÇELİK
10	6	SOMUN T KANAL	45*45	8,8 ÇELİK
10	8	SOMUN T KANAL	45*45	8,8 ÇELİK

10	4	SOMUN YAYLI T KANAL	45*45	8,8 ÇELİK
10	5	SOMUN YAYLI T KANAL	45*45	8,8 ÇELİK
10	6	SOMUN YAYLI T KANAL	45*45	8,8 ÇELİK
10	8	SOMUN YAYLI T KANAL	45*45	8,8 ÇELİK






	METRİK	ÜRÜN ADI	KULLANIM ALANI	MATERYAL
	6	4	SOMUN MODÜL T KANAL	8,8 ÇELİK
	6	5	SOMUN MODÜL T KANAL	8,8 ÇELİK
	6	6	SOMUN MODÜL T KANAL	8,8 ÇELİK



8	4	SOMUN YAYLI	30*30	8,8 ÇELİK
8	5	SOMUN YAYLI	30*30	8,8 ÇELİK
8	6	SOMUN YAYLI	30*30	8,8 ÇELİK
8	8	SOMUN YAYLI	30*30	8,8 ÇELİK
10	4	SOMUN YAYLI	45*45	8,8 ÇELİK
10	5	SOMUN YAYLI	45*45	8,8 ÇELİK
10	6	SOMUN YAYLI	45*45	8,8 ÇELİK
10	8	SOMUN YAYLI	45*45	8,8 ÇELİK
8	5	SOMUN YAYLI İNCE SERİ	30*30	8,8 ÇELİK
8	6	SOMUN YAYLI İNCE SERİ	30*30	8,8 ÇELİK
8	8	SOMUN YAYLI İNCE SERİ	30*30	8,8 ÇELİK
10	5	SOMUN YAYLI İNCE SERİ	45*45	8,8 ÇELİK
10	6	SOMUN YAYLI İNCE SERİ	45*45	8,8 ÇELİK
10	8	SOMUN YAYLI İNCE SERİ	45*45	8,8 ÇELİK



8	6*20	SOMUN SAPLAMALI	30*30	8,8 ÇELİK
8	6*25	SOMUN SAPLAMALI	30*30	8,8 ÇELİK
10	8*25	SOMUN SAPLAMALI	45*45	8,8 ÇELİK
10	8*30	SOMUN SAPLAMALI	45*45	8,8 ÇELİK
10	8*40	SOMUN SAPLAMALI	45*45	8,8 ÇELİK
10	8*60	SOMUN SAPLAMALI	45*45	8,8 ÇELİK




8	6	SOMUN BOMBE BAŞLI	30*30	8,8 ÇELİK
10	8	SOMUN BOMBE BAŞLI	45*45	8,8 ÇELİK




6	6*20	ALIN CİVATASI	20*20	8,8 ÇELİK
8	8*27	ALIN CİVATASI	30*30	8,8 ÇELİK
10	10*30	ALIN CİVATASI	45*45	8,8 ÇELİK




8		ÇEKTİRME DÜZ BAĞLANTI Ø9	30*30	ÇELİK
8		ÇEKTİRME AÇILI TEKLİ BAĞLANTI Ø12	30*30	ÇELİK
8		ÇEKTİRME AÇILI ÇİFTLİ BAĞLANTI Ø6,3	30*30	ÇELİK
10		ÇEKTİRME DÜZ BAĞLANTI Ø12	45*45	ÇELİK
10		ÇEKTİRME AÇILI TEKLİ BAĞLANTI Ø17	45*45	ÇELİK
10		ÇEKTİRME AÇILI ÇİFTLİ BAĞLANTI Ø8,5	45*45	ÇELİK
10		ÇEKTİRME ALIN BAĞLANTI	45*45	ÇELİK




	ÜRÜN ADI	KULLANIM ALANI	MATERYAL
8	HAREKETLİ MAFSAL	30*30	ZAMAK
8	HAREKETLİ MAFSAL	40*40	ZAMAK
10	HAREKETLİ MAFSAL	45*45	ZAMAK




8	KANAL İÇİ BAĞLANTI	30*30	ÇELİK
10	KANAL İÇİ BAĞLANTI	45*45	ÇELİK



6	GİZLİ BAĞLANTI PARÇASI	20*20	ZAMAK
8	GİZLİ BAĞLANTI PARÇASI	30*30	ZAMAK
10	GİZLİ BAĞLANTI PARÇASI	45*45	ZAMAK



6	SOMUN UZUN T KANAL	20*20	ÇELİK
8	SOMUN UZUN T KANAL	30*30	ÇELİK
10	SOMUN UZUN T KANAL	45*45	ÇELİK





6	BAĞLANTI PARÇASI 90°	20*20	HRP SAC
6	BAĞLANTI PARÇASI 90°	25*25	HRP SAC
8	BAĞLANTI PARÇASI 90°	30*30	HRP SAC
10	BAĞLANTI PARÇASI 90°	40*40	HRP SAC
10	BAĞLANTI PARÇASI 90°	45*45	HRP SAC




6	BAĞLANTI PARÇASI 120°	20*20	HRP SAC
6	BAĞLANTI PARÇASI 120°	25*25	HRP SAC
8	BAĞLANTI PARÇASI 120°	30*30	HRP SAC
10	BAĞLANTI PARÇASI 120°	40*40	HRP SAC
10	BAĞLANTI PARÇASI 120°	45*45	HRP SAC




	ÜRÜN ADI	KULLANIM ALANI	MATERYAL
6	BAĞLANTI PARÇASI 135°	20*20	HRP SAC
6	BAĞLANTI PARÇASI 135°	25*25	HRP SAC
8	BAĞLANTI PARÇASI 135°	30*30	HRP SAC
10	BAĞLANTI PARÇASI 135°	40*40	HRP SAC
10	BAĞLANTI PARÇASI 135°	45*45	HRP SAC



6	BAĞLANTI SACI 2 YÖNLÜ	20-25	HRP SAC
8	BAĞLANTI SACI 2 YÖNLÜ	30*30	HRP SAC
10	BAĞLANTI SACI 2 YÖNLÜ	40*40	HRP SAC
10	BAĞLANTI SACI 2 YÖNLÜ	45*45	HRP SAC
10	BAĞLANTI SACI 2 YÖNLÜ	40*80	HRP SAC
10	BAĞLANTI SACI 2 YÖNLÜ	45*90	HRP SAC
10	BAĞLANTI SACI 2 YÖNLÜ	80*80	HRP SAC
10	BAĞLANTI SACI 2 YÖNLÜ	90*90	HRP SAC




6	BAĞLANTI SACI 3 YÖNLÜ	20-25	HRP SAC
8	BAĞLANTI SACI 3 YÖNLÜ	30*30	HRP SAC
10	BAĞLANTI SACI 3 YÖNLÜ	40*40	HRP SAC
10	BAĞLANTI SACI 3 YÖNLÜ	45*45	HRP SAC
10	BAĞLANTI SACI 3 YÖNLÜ	40*80	HRP SAC
10	BAĞLANTI SACI 3 YÖNLÜ	45*90	HRP SAC
10	BAĞLANTI SACI 3 YÖNLÜ	80*80	HRP SAC
10	BAĞLANTI SACI 3 YÖNLÜ	90*90	HRP SAC



6	BAĞLANTI SACI 4 YÖNLÜ	20-25	HRP SAC
8	BAĞLANTI SACI 4 YÖNLÜ	30*30	HRP SAC
10	BAĞLANTI SACI 4 YÖNLÜ	40*40	HRP SAC
10	BAĞLANTI SACI 4 YÖNLÜ	45*45	HRP SAC
10	BAĞLANTI SACI 4 YÖNLÜ	80*80	HRP SAC
10	BAĞLANTI SACI 4 YÖNLÜ	90*90	HRP SAC

	ÜRÜN ADI	KULLANIM ALANI	MATERYAL
8	BAĞLANTI SACI DÜZ EK	60*60	HRP SAC
10	BAĞLANTI SACI DÜZ EK	40*80	HRP SAC
10	BAĞLANTI SACI DÜZ EK	45*90	HRP SAC
8	PABUÇ BAĞLANTI PARÇASI	30*30-30*60	ALUMİNYUM
8	PABUÇ BAĞLANTI PARÇASI	30*30-30*60	ALUMİNYUM
8	PABUÇ BAĞLANTI PARÇASI	30*30-30*60	ALUMİNYUM
10	PABUÇ BAĞLANTI PARÇASI	40*40-40*80	ALUMİNYUM
10	PABUÇ BAĞLANTI PARÇASI	40*40-40*80	ALUMİNYUM
10	PABUÇ BAĞLANTI PARÇASI	45*45-45*90	ALUMİNYUM
10	PABUÇ BAĞLANTI PARÇASI	45*45-45*90	ALUMİNYUM
10	PABUÇ BAĞLANTI PARÇASI	45*45-45*90	ALUMİNYUM
8	PABUÇ BAĞLANTI PARÇASI	60*60	ALUMİNYUM
8	PABUÇ BAĞLANTI PARÇASI	60*60	ALUMİNYUM
10	PABUÇ BAĞLANTI PARÇASI	80*80	ALUMİNYUM
10	PABUÇ BAĞLANTI PARÇASI	80*80	ALUMİNYUM
10	PABUÇ BAĞLANTI PARÇASI	80*80	ALUMİNYUM
10	PABUÇ BAĞLANTI PARÇASI	90*90	ALUMİNYUM
10	PABUÇ BAĞLANTI PARÇASI	90*90	ALUMİNYUM
10	PABUÇ BAĞLANTI PARÇASI	90*90	ALUMİNYUM
10	AYAK SABİTLEME PARÇASI	K10 SERİ	HRP SAC
10	AYAK YER BAĞLANTI PARÇASI	40*40	HRP SAC
10	AYAK YER BAĞLANTI PARÇASI	45*45	HRP SAC
10	AYAK YER BAĞLANTI PARÇASI	40*80	HRP SAC
10	AYAK YER BAĞLANTI PARÇASI	45*90	HRP SAC



	RENK	ÜRÜN ADI	KULLANIM ALANI	MATERYAL
6		KAPAK PROFİL ALIN	20*20	PLASTİK
6		KAPAK PROFİL ALIN	20*40	PLASTİK
6		KAPAK PROFİL ALIN	20*80	PLASTİK
6		KAPAK PROFİL ALIN	25*25	PLASTİK
8		KAPAK PROFİL ALIN	30*30	PLASTİK
8		KAPAK PROFİL ALIN	35*35 (L)	PLASTİK
10		KAPAK PROFİL ALIN	35*35 (A)	PLASTİK
8		KAPAK PROFİL ALIN	30*60	PLASTİK
8		KAPAK PROFİL ALIN	40*40	PLASTİK
10		KAPAK PROFİL ALIN	40*40	PLASTİK
8		KAPAK PROFİL ALIN	40*80	PLASTİK
10		KAPAK PROFİL ALIN	40*80	PLASTİK
10		KAPAK PROFİL ALIN	45*45	PLASTİK
10		KAPAK PROFİL ALIN	45*60	PLASTİK
10		KAPAK PROFİL ALIN	45*90	PLASTİK
10		KAPAK PROFİL ALIN	50*50	PLASTİK
10		KAPAK PROFİL ALIN	50*100	PLASTİK
8-10		KAPAK PROFİL ALIN	60*60 (2K)	PLASTİK
10		KAPAK PROFİL ALIN	80*80	PLASTİK
10		KAPAK PROFİL ALIN	90*90	PLASTİK

6		KAPAK PROFİL ALIN RADIUSLU	20*20	PLASTİK
8		KAPAK PROFİL ALIN RADIUSLU	30*30	PLASTİK
10		KAPAK PROFİL ALIN RADIUSLU	45*45	PLASTİK
8		KAPAK PROFİL ALIN 45°	40*40	PLASTİK

8		KAPAK KÖŞE BAĞLANTI DAR	30*30	PLASTİK
10		KAPAK KÖŞE BAĞLANTI DAR	45*45	PLASTİK

6		KAPAK KÖŞE BAĞLANTI GENİŞ	20*20	PLASTİK
8		KAPAK KÖŞE BAĞLANTI GENİŞ	30*30	PLASTİK
10		KAPAK KÖŞE BAĞLANTI GENİŞ	40*40	PLASTİK
10		KAPAK KÖŞE BAĞLANTI GENİŞ	45*45	PLASTİK
10		KAPAK KÖŞE BAĞLANTI GENİŞ	60*60	PLASTİK
10		KAPAK KÖŞE BAĞLANTI GENİŞ	80*80	PLASTİK
10		KAPAK KÖŞE BAĞLANTI GENİŞ	90*90	PLASTİK



	RENK	ÜRÜN ADI	KULLANIM ALANI	MATERYAL
8		KAPAK KÖŞE BAĞLANTI UZUN	30*60	PLASTİK
10		KAPAK KÖŞE BAĞLANTI UZUN	40*80	PLASTİK
10		KAPAK KÖŞE BAĞLANTI UZUN	45*90	PLASTİK

6		KAPAK KÖŞE BAĞLANTI KARE	20*20	PLASTİK
8		KAPAK KÖŞE BAĞLANTI KARE	30*30	PLASTİK
10		KAPAK KÖŞE BAĞLANTI KARE	40*40	PLASTİK
10		KAPAK KÖŞE BAĞLANTI KARE	45*45	PLASTİK
10		KAPAK KÖŞE BAĞLANTI ÜÇGEN	40,4	PLASTİK

6		KAPAK KÖŞE BAĞLANTI RADIUSLU	20*20	PLASTİK
8		KAPAK KÖŞE BAĞLANTI RADIUSLU	30*30	PLASTİK
10		KAPAK KÖŞE BAĞLANTI RADIUSLU	45*45	PLASTİK


6		FİTİL CAM	20-25	PLASTİK
8		FİTİL CAM	30*30	PLASTİK
10		FİTİL CAM	45*45	PLASTİK
6		FİTİL CAM <b>ŞEFFAF</b>	20*20	PLASTİK
8		FİTİL CAM <b>ŞEFFAF</b>	30*30	PLASTİK
10		FİTİL CAM <b>ŞEFFAF</b>	45*45	PLASTİK


6		FİTİL KANAL	20-25	PLASTİK
8		FİTİL KANAL	30*30	PLASTİK
10		FİTİL KANAL	45*45	PLASTİK
10		FİTİL KANAL <b>ŞEFFAF</b>	45*45	PLASTİK
8		FİTİL KANAL <b>YUMUŞAK</b>	30*30	PLASTİK
10		FİTİL KANAL <b>YUMUŞAK</b>	45*45	PLASTİK


8		KANAL İÇİ CAM TUTUCU FİTİL	30*30	PLASTİK
10		KANAL İÇİ CAM TUTUCU FİTİL	45*45	PLASTİK


		VOLAN KOLU KATLANIR	Ø100	PLASTİK
--	--	---------------------	------	---------


8_10	SİYAH	TEL KAFESTUTUCU		ALÜMİNYUM
------	-------	-----------------	--	-----------


	METRİK	ÜRÜN ADI	KULLANIM ALANI	MATERYAL
	6	AYAK PLASTİK Ø40 M6*50mm	20*20	POLYAMİD
	8	AYAK PLASTİK Ø40 M8*45mm	30*30	POLYAMİD
	10	AYAK PLASTİK Ø60 M10*50mm	45*45	POLYAMİD
	10	AYAK PLASTİK Ø60 M10*100mm	45*45	POLYAMİD
	10	AYAK PLASTİK Ø110 M10*100mm	45*45	POLYAMİD
	10	AYAK PLASTİK Ø60 M12*50mm	45*90	POLYAMİD
	10	AYAK PLASTİK Ø110 M16*100mm	90*90	POLYAMİD


	10	AYAK METAL KROM Ø60 M10*50mm	45*45	KROM METAL
	10	AYAK METAL KROM Ø80 M10*100mm	45*90	KROM METAL
	10	AYAK METAL KROM Ø120 M16*100mm	90*90	KROM METAL

	10	TEKERLEK TEKLİ FRENLİ Ø50	45*45	POLYAMİD
	10	TEKERLEK ÇİFTLİ FRENLİ Ø50	45*45	POLYAMİD
	10	TEKERLEK TEKLİ FRENLİ Ø75	45*90	POLYAMİD
	10	TEKERLEK ÇİFTLİ FRENLİ Ø75	45*90	POLYAMİD
	10	TEKERLEK TEKLİ FRENLİ Ø100	90*90	POLYAMİD

	8	SÜRGÜ TEKERLEĞİ 30-40	30*30	POLYAMİD
	10	SÜRGÜ TEKERLEĞİ 45*45	45*45	POLYAMİD
	10	SÜRGÜ TEKERLEĞİ 45*90	45*90	POL/AL
	8	SÜRGÜ TEKERLEĞİ 30*30 KAFESLİ	30*30	POL/AL
	8	SÜRGÜ TEKERLEĞİ 40*40 KAFESLİ	40*40	POL/AL
	10	SÜRGÜ TEKERLEĞİ 45*45 KAFESLİ	45*45	POL/AL
	10	SÜRGÜ TEKERLEĞİ 45*90 KAFESLİ	45*90	POL/AL

	8	RAF AYAR SACI 30*30	30*30	HRP SAC
	10	RAF AYAR SACI 45*45	45*45	HRP SAC

	6	ASKI APARATI 20-25	20_25	PLS/ÇELİK
	8_10	ASKI APARATI 30-45	30_45	PLS/ÇELİK

	8	SÜRGÜ RAYI 30*30	30*30	DELRİN
	10	SÜRGÜ RAYI 45*45	45*45	DELRİN



	ÜRÜN ADI	KULLANIM ALANI	MATERYAL
8	SÜRGÜ PİMİ 30*30		ÇELİK/DELRİN
10	SÜRGÜ PİMİ 45*45		ÇELİK/DELRİN



6	MIKNATİS TAKIMI 20-25	20_25	HRP SAC/PLS
8	MIKNATİS TAKIMI 30-35	30_35	HRP SAC/PLS
10	MIKNATİS TAKIMI 40-45	40_45	HRP SAC/PLS
	MIKNATİSLAMA TUTUCU		HRP SAC
	MIKNATİS		ALNICO



6_8	SUSTALI KOL M6*30		PLASTİK
8_10	SUSTALI KOL M8*40		PLASTİK
8_10	SUSTALI KOL M8*50		PLASTİK
8_10	SUSTALI KOL M10*60		PLASTİK




6_8	KULP PLASTİK KÜÇÜK İNCE		PLASTİK
8_10	KULP PLASTİK 25*132		PLASTİK
6_8	KULP ALUMİNYUM 20*200	Ø20*200	ALM/PLS
8_10	KULP ALUMİNYUM 20*300	Ø20*300	ALM/PLS



6_8	BİLYALI KİLİT 20-25	20-25	PLASTİK
8_10	BİLYALI KİLİT 30-45	30-35_40_45	PLASTİK



6	MENTEŞE 20*20 5 mm	20*20	PA6
6	MENTEŞE 20*25 5 mm	20*25	PA6
6_8	MENTEŞE 20*30 5 mm	20*30	PA6
8	MENTEŞE 30*30 5 mm	30*30	PA6
8	MENTEŞE 30*30 8 mm	30*30	PA6
8_10	MENTEŞE 30*45 8 mm	30*45	PA6
8_10	MENTEŞE 35*35 8 mm	35*35	PA6
8_10	MENTEŞE 40*40 8 mm	40*40	PA6
10	MENTEŞE 45*45 8 mm	45*45	PA6

	ÜRÜN ADI	KULLANIM ALANI	MATERYAL
6	MENTEŞE METAL 25*25	25*25	ZAMAK
8	MENTEŞE METAL 30*30	30*30	ZAMAK
8	MENTEŞE METAL 25*38	40*40	ZAMAK
10	MENTEŞE METAL 40*40	40*40	ZAMAK
10	MENTEŞE METAL 45*45	45*45	ZAMAK




10	KABLO TUTUCU KAPAKLI	45*45	PLASTİK
10	KABLO TUTUCU KELEPÇELİ	45*45	PLASTİK



10	PLEKSİ TUTUCU TIRNAKLI	45*45	PLASTİK
10	PLEKSİ TUTUCU SOMUNLU	45*45	PLASTİK



3	PLEXIGLASS 3MM	9,55	1350*2000
4	PLEXIGLASS 4MM	12,75	1350*2000
5	PLEXIGLASS 5MM	15,93	1350*2000
6	PLEXIGLASS 6MM	19,11	1350*2000
8	PLEXIGLASS 8MM	25,48	1350*2000
10	PLEXIGLASS 10MM	31,86	1350*2000



6	DELİK DELME APARATI 20*20	20*20	ÇELİK 50-55 HRC
6	DELİK DELME APARATI 25*25	25*25	ÇELİK 50-55 HRC
8	DELİK DELME APARATI 30*30	30*30	ÇELİK 50-55 HRC
8	DELİK DELME APARATI 35*35 LIGHT	35*35	ÇELİK 50-55 HRC
10	DELİK DELME APARATI 35*35 AĞIR	35*35	ÇELİK 50-55 HRC
8	DELİK DELME APARATI 40*80	40*40	ÇELİK 50-55 HRC
10	DELİK DELME APARATI 40*80	40*40	ÇELİK 50-55 HRC
10	DELİK DELME APARATI 45*90	45*45	ÇELİK 50-55 HRC
10	DELİK DELME APARATI 50*50	50*50	ÇELİK 50-55 HRC
8	DELİK DELME APARATI 60*60 K8	60*60	ÇELİK 50-55 HRC
10	DELİK DELME APARATI 80*80	80*80	ÇELİK 50-55 HRC
10	DELİK DELME APARATI 90*90	90*90	ÇELİK 50-55 HRC
8	DELİK DELME APARATI 23*127	23*127	ÇELİK 50-55 HRC



8_10	AMORTİSÖR (STROK 150 mm) F 300 N	ÇELİK	233 - 383 mm
8_10	AMORTİSÖR (STROK 105 mm) F 150N	ÇELİK	188 - 293 mm
8_10	AMORTİSÖR (STROK 85 mm) F 85 N	ÇELİK	168 - 253 mm
8_10	AMORTİSÖR BAĞLANTI TAKIMI	HRP SAC	
8_10	PARALEL BAĞLANTI PARÇASI	HRP SAC	



	ÜRÜN ADI	KULLANIM ALANI	MATERYAL
8	GERGİ PLAKASI 23*75	23*75	ETİAL 170
8	GERGİ PLAKASI 23*127 DELİKSİZ	23*127	ETİAL 170
8	GERGİ PLAKASI 23*127 DELİKLİ	23*127	ETİAL 170
8	GERGİ PLAKASI 30*30 (15*30*115)	30*30	ALUMİNYUM ENJEKSİYON
8	GERGİ PLAKASI 35*35 (15*35*147,5)	35*35	ALUMİNYUM
10	GERGİ PLAKASI 45*45 (15*45*152,5)	45*45	ALUMİNYUM ENJEKSİYON
8	GERGİ PLAKASI 30*60 (20*90*165)	30*60	ALUMİNYUM
10	GERGİ PLAKASI 45*90 (20*90*210)	45*90	ALUMİNYUM
8	TAHRİK PLAKASI 23*75	23*75	ETİAL 170
8	TAHRİK PLAKASI 23*127 DELİKSİZ	23*127	ETİAL 170
8	TAHRİK PLAKASI 23*127 DELİKLİ 204	23*127	ETİAL 170
8	TAHRİK PLAKASI 23*127 DELİKLİ 205	23*127	ETİAL 170
8	TAHRİK PLAKASI 30*30 (15*30*115)	30*30	ALUMİNYUM ENJEKSİYON
8	TAHRİK PLAKASI 35*35 (15*35*147,5)	35*35	ALUMİNYUM
10	TAHRİK PLAKASI 45*45 (15*45*152,5)	45*45	ALUMİNYUM ENJEKSİYON
8	TAHRİK PLAKASI 30*60 (20*90*160)	30*60	ALUMİNYUM
10	TAHRİK PLAKASI 45*90 (20*90*190)	45*90	ALUMİNYUM


8	KONVEYÖR PLAKASI 25*105 ASETAL PALETLİ (17*120*25)	25*105	ALUMİNYUM
8	KONVEYÖR PLAKASI 25*105 MODÜLER (14*90*170)SAĞ/SOL	25*105	ALUMİNYUM
8	KONVEYÖR PLAKASI 25*150 ASETAL (17*130*245)SAĞ/SOL	25*150	ALUMİNYUM
8	KONVEYÖR PLAKASI 25*150 MODÜLER (19,5*130*245)SAĞ/SOL	25*150	ALUMİNYUM

8	MAFSAL PLAKASI 23*127 (25*127*187) 2 parçalı 1 taraf	23*127	ETİAL 170
10	MAFSAL PLAKASI 45*45 (17,5*45*110) 2 parçalı 1 taraf	45*45	ALUMİNYUM
8	MAFSAL PLAKASI 30*30 (15*30*80) 2 parçalı 1 taraf	30*30	ALUMİNYUM
8	MAKARA K8 KANALLI Ø50*40 ve BAĞLANTI PARÇASI, PİM	23*127	ALUMİNYUM
8	MAKARA K8 KANALLI Ø90*35 ve BAĞLANTI PARÇASI, PİM	23*127	ALUMİNYUM
8	MAFSAL MAKARASI ve 45*45 BAĞLANTI PARÇASI, PİM	45*45	ALUMİNYUM
8	MAFSAL MAKARASI ve 30*30 BAĞLANTI PARÇASI, PİM	30*30	ALUMİNYUM






	ÜRÜN ADI	KULLANIM ALANI	MATERYAL
8	ELEVATÖR İÇ RULO BAĞLANTI PARÇ 23*127 (Ø50*15)	23*127	ALUMİNYUM
8	ALT DÖNÜŞ RULO YATAĞI	23*127	ALUMİNYUM



	TORK KOLU EV 25 3*70*144		HRP SAC
	TORK KOLU EV 30 3*80*164		HRP SAC
	TORK KOLU EV 40 3*80*164		HRP SAC
	TORK KOLU EV 50 4*100*170		HRP SAC
	TORK KOLU EV 63 4*80*125		HRP SAC




8	GERGİ CİVATASI	23*127	8.8 ÇELİK
8	GERGİ SOMUNU	23*127	İNOKS 303



	PROFİL KAPAĞI 23*127	23*127	PLASTİK
	SAC T BAĞLANTI 23*127	23*127	HRP SAC
	SAC EK T BAĞLANTI 23*127	23*127	HRP SAC
	SAC T BAĞLANTI DERECELİ 23*127	23*127	HRP SAC
	SAC DÜZ EK BAĞLANTI 23*127	23*127	HRP SAC



	KONSOL BAĞ.TAKIMI KÜÇÜK BOY		MOBLEN
	KONSOL BAĞ.TAKIMI ORTA BOY		MOBLEN
	KONSOL BAĞ.TAKIMI BÜYÜK BOY		MOBLEN
	ÇİFT MİLLİ TUTUCU Ø12mm+MİL		PLASTİK
	TEKLİ MİL TUTUCU DAR SIRTLI 12mm		PLASTİK
	KONSOL MİLİ KISA BOY Ø12*120 mm		PASLANMAZ 303
	KONSOL MİLİ ORTA BOY Ø12*150 mm		PASLANMAZ 303
	KONSOL MİLİ UZUN BOY Ø12*200 mm		PASLANMAZ 303



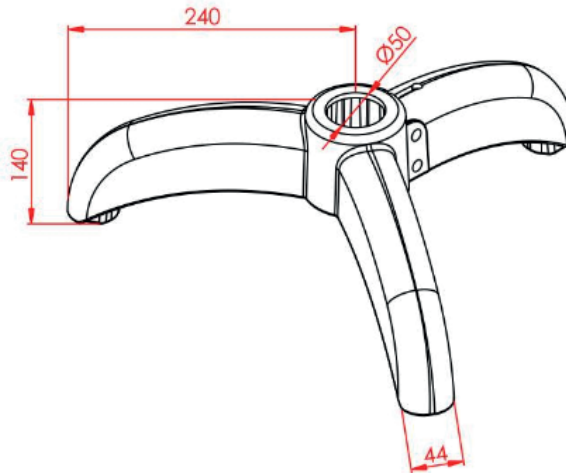
	YAN BARIYER PLASTİĞİ (YEŞİL 10*40mm)		PVC
	YAN BARIYER PLASTİĞİ (YEŞİL 13*60mm)		PVC



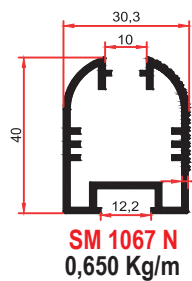
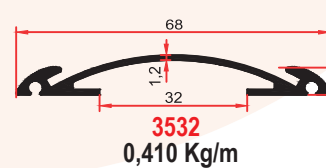
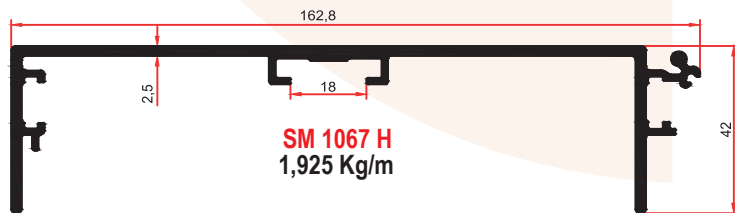
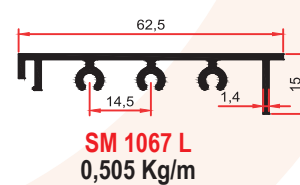
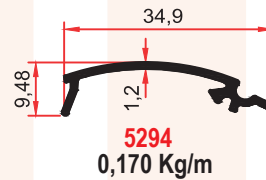
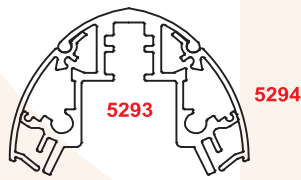
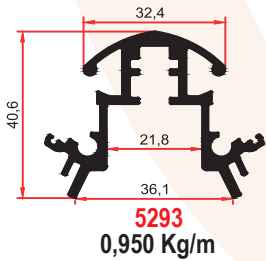
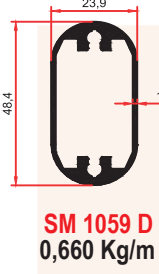
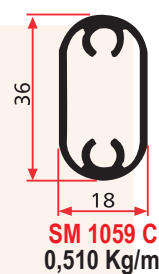
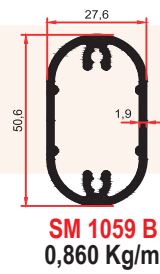
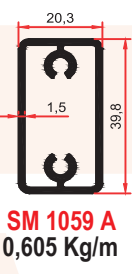
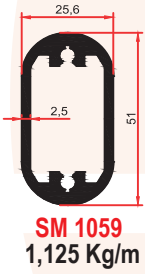
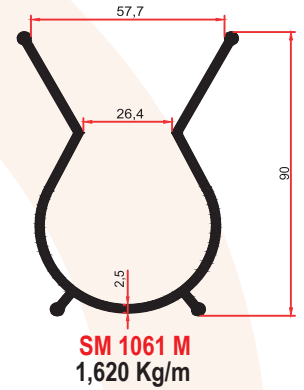
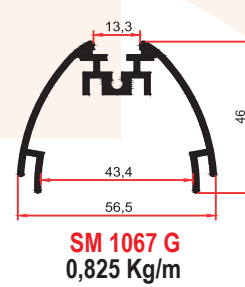
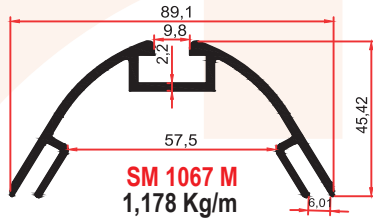
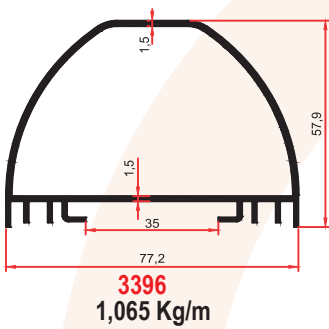
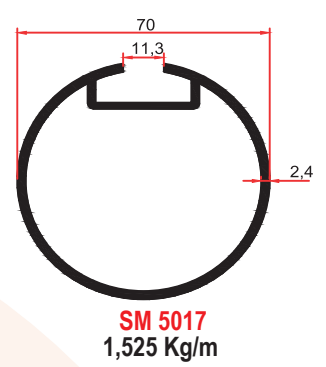
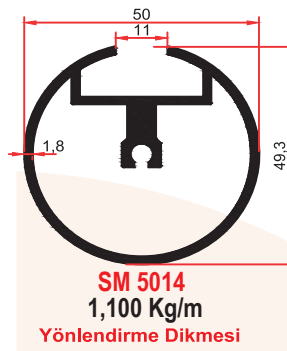
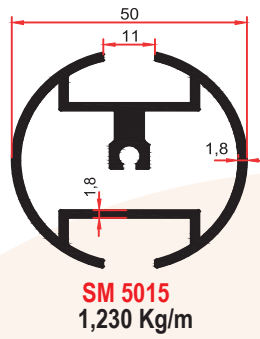
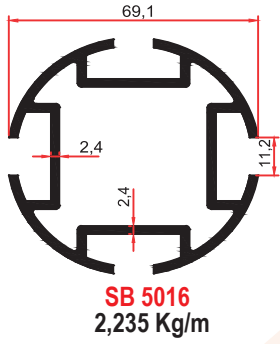
	ÜRÜN ADI	KULLANIM ALANI	EBAT
	İNVERTÖRLÜ PANO 018 KW-037 KW (KÜÇÜK)	LSSV-İE5	145*150*230
	İNVERTÖRLÜ PANO 018 KW-037 KW (ORTA)	LSSV-İC5	170*205*300
	İNVERTÖRLÜ PANO 75 KW (BÜYÜK)	LSSV-İC5	170*205*300



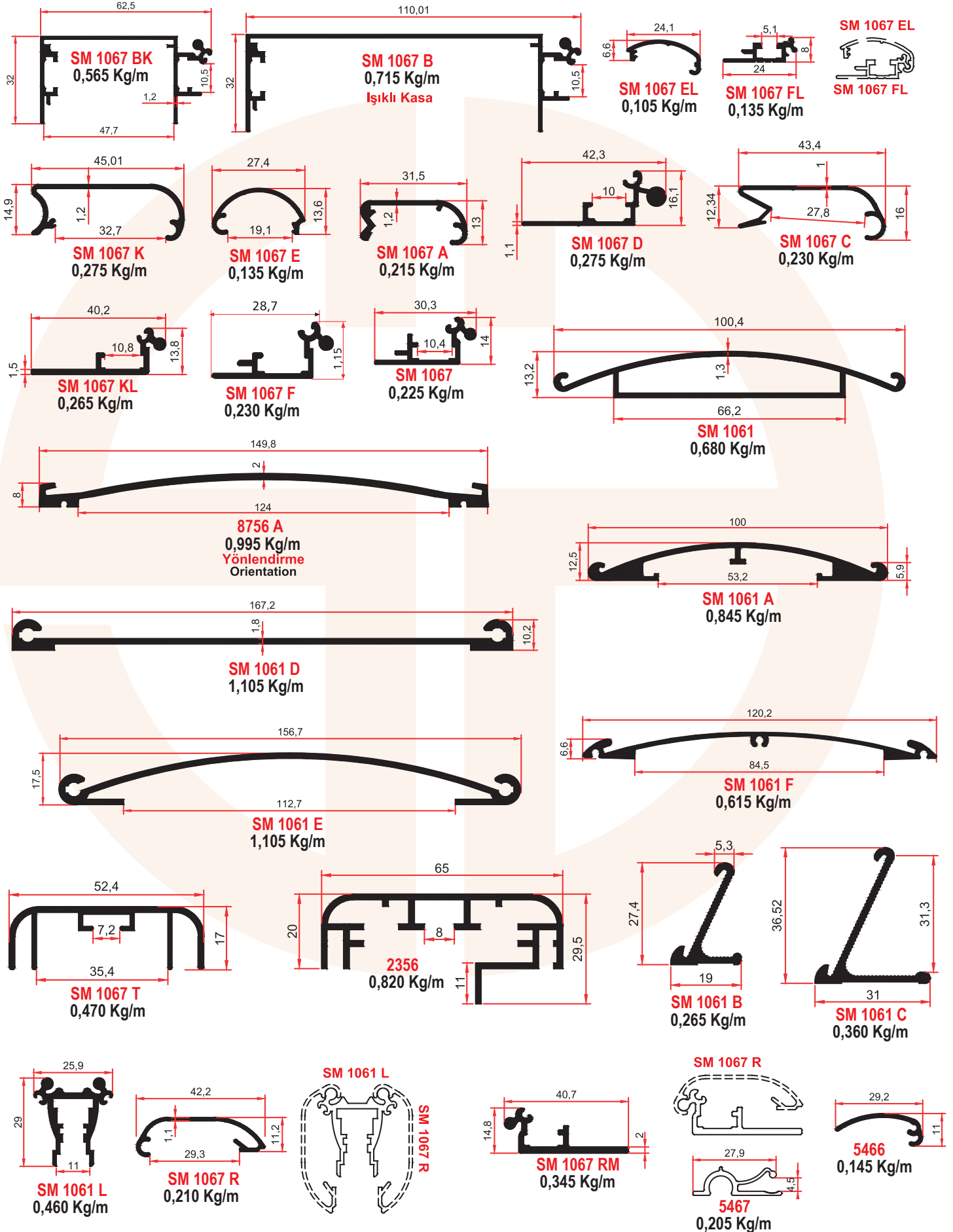
	ÜRÜN ADI	KULLANIM ALANI	MATERYAL
	KONSOL GÖVDE BAĞLANTI MENGENE Ø12mm		PLASTİK
	KONSOL ÇAPRAZ TUTUCU T BAĞLANTI 12mm		PLASTİK
	SENSÖR TUTUCU Ø10mm PLASTİK		PLASTİK
	SENSÖR TUTUCU Ø12mm PLASTİK		PLASTİK
	ÜÇLÜ AYAK		PLASTİK
	ŞASE ALT BAĞ TAKOZU		PLASTİK
	ŞASE YAN BAĞ TAKOZU		PLASTİK



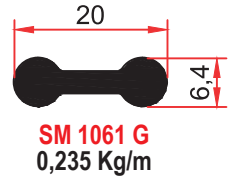
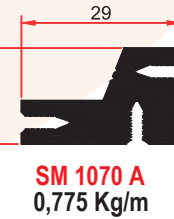
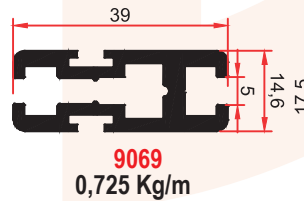
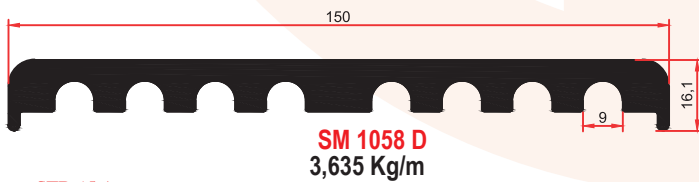
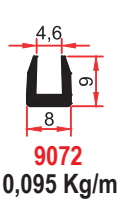
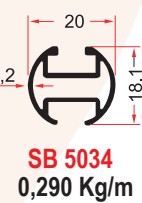
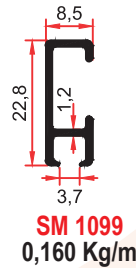
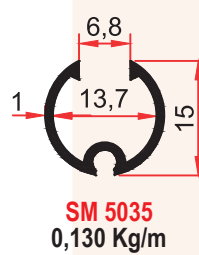
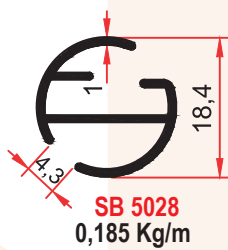
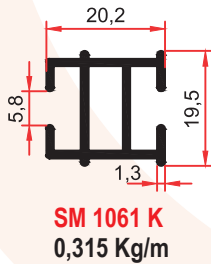
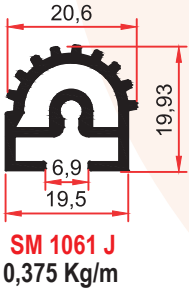
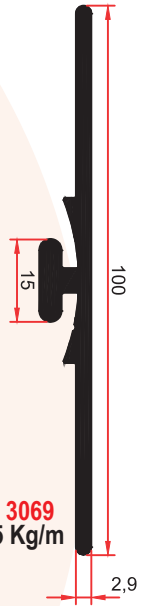
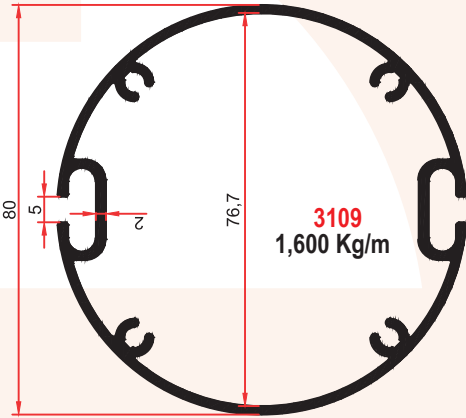
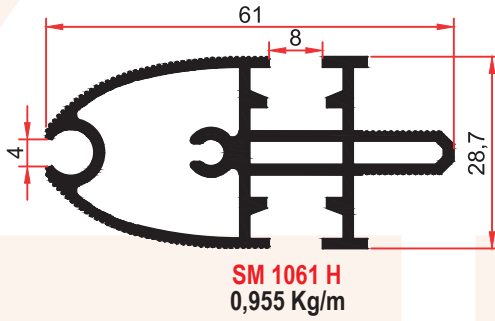
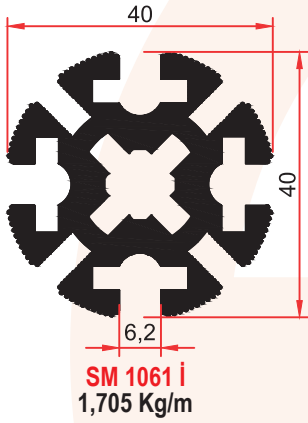
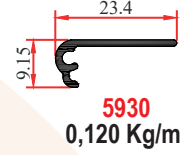
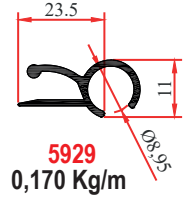
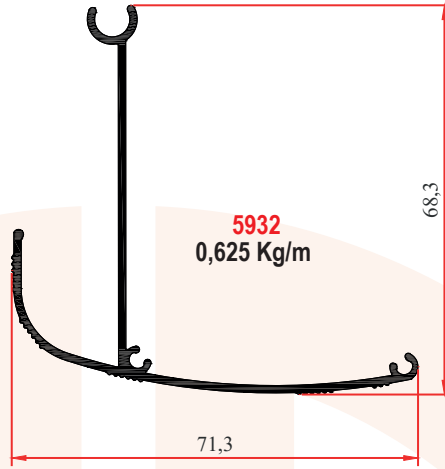
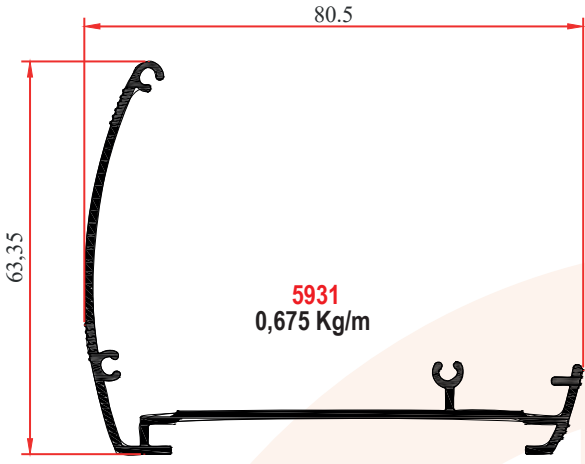
**REKLAM PROFİLLERİ** ADVERTISEMENT PROFILES



**REKLAM PROFİLLERİ ADVERTISEMENT PROFILES**

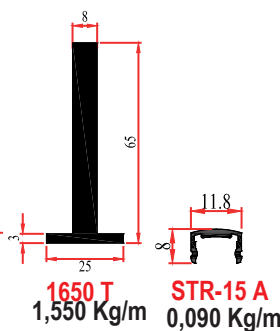
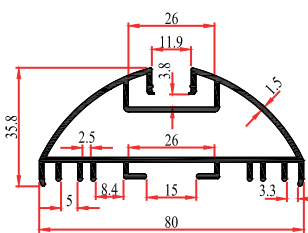



**REKLAM PROFİLLERİ** ADVERTISEMENT PROFILES



STR-15 A  
MONTAJ GİZLEME  
KÜPEŞTE KAPAĞI

1650 T  
BAĞLANTI  
PROFİLİ





**LEDLİ ECZANE REKLAM KASASI**

ECZANE LED TABELA

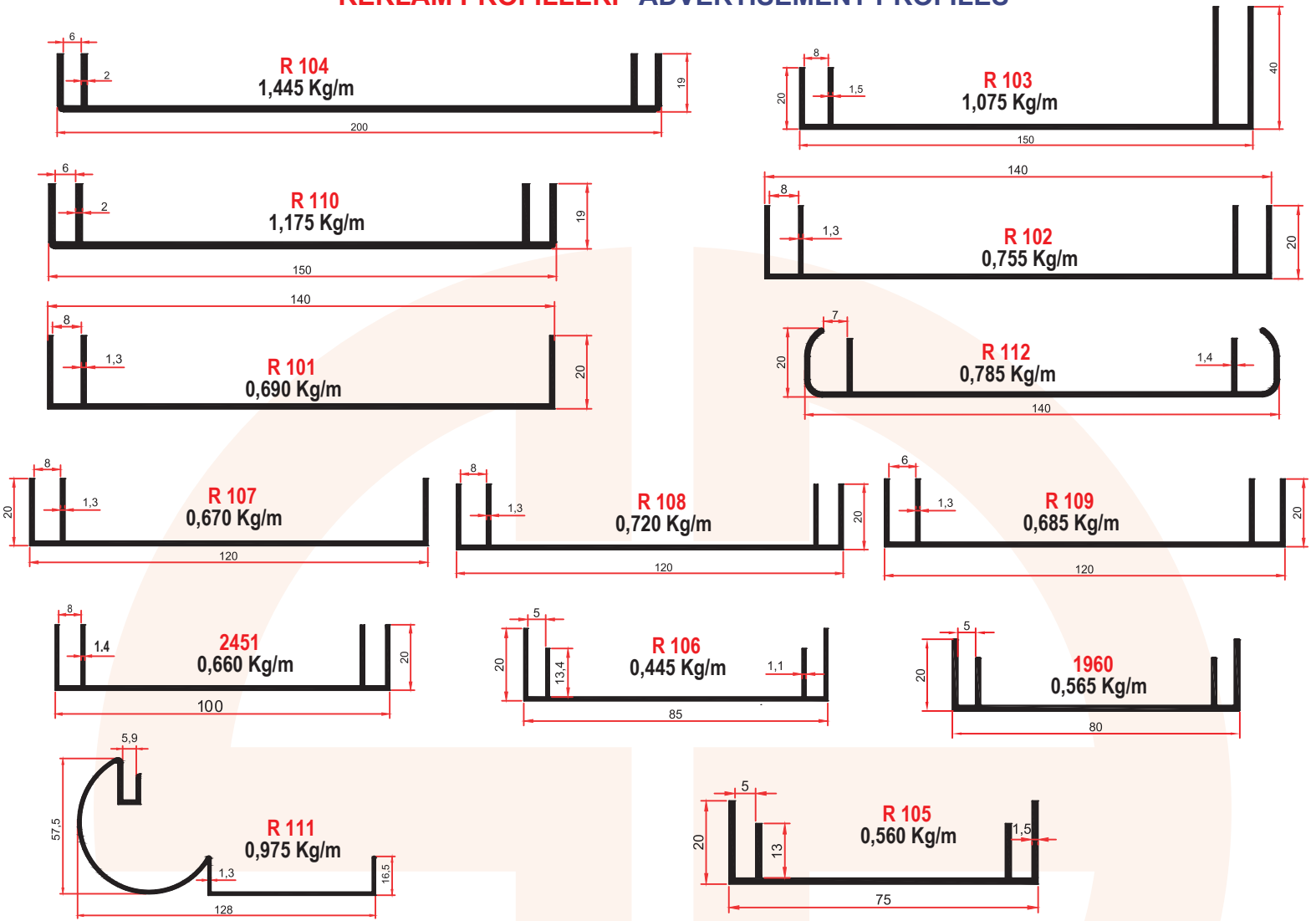
VETERİNER LED TABELA

OPTİK LED TABELA

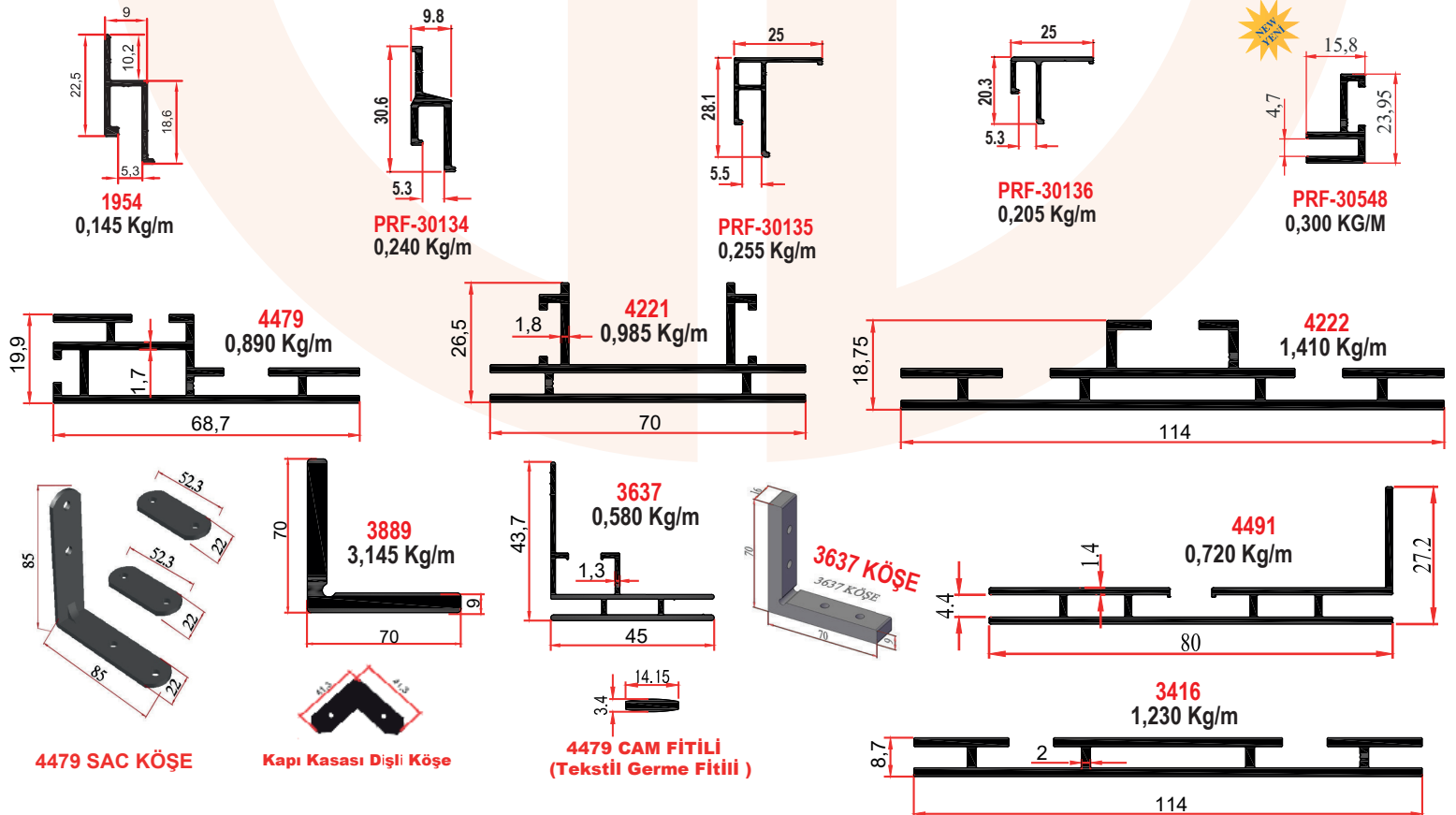




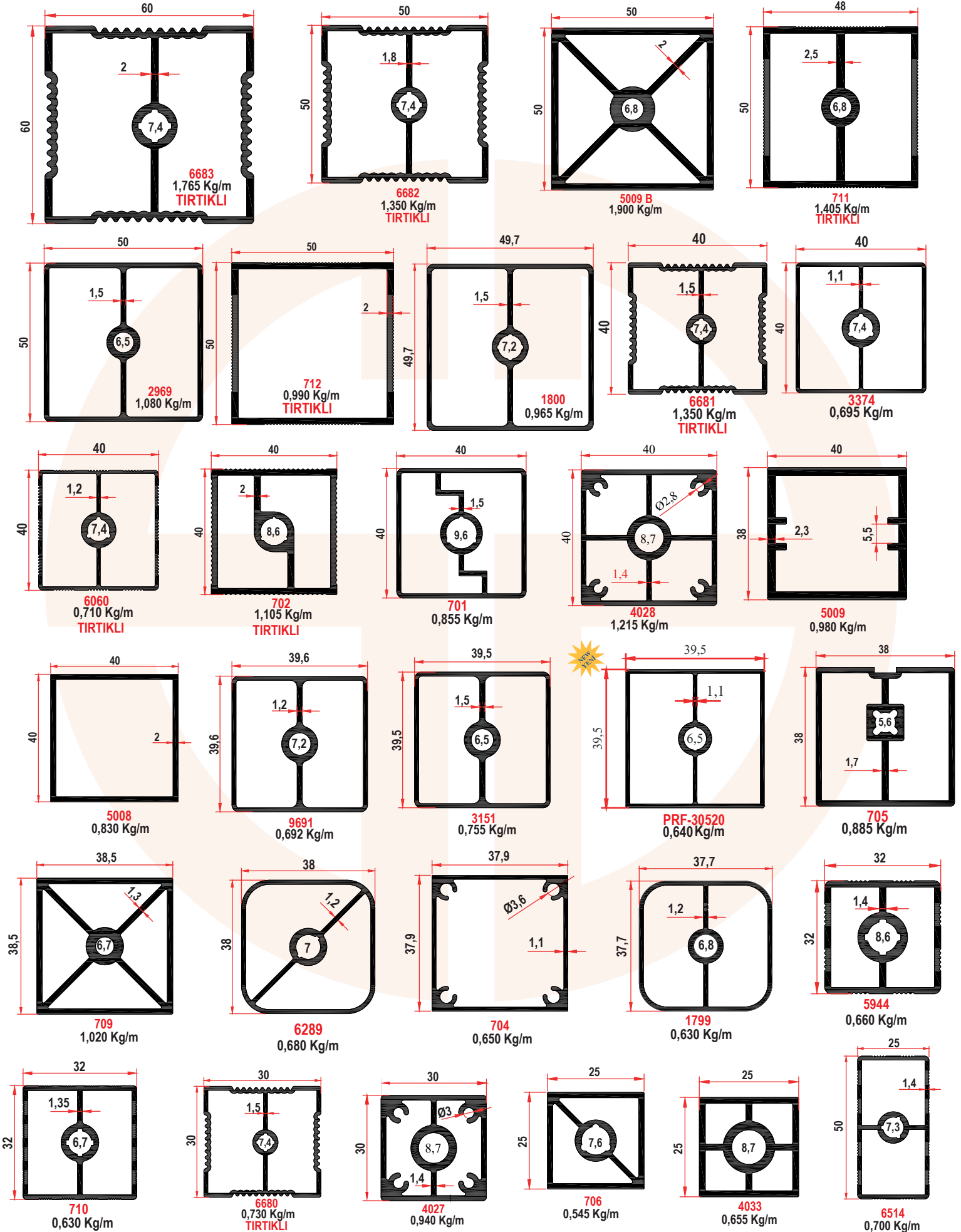
## REKLAM PROFİLLERİ ADVERTISEMENT PROFILES



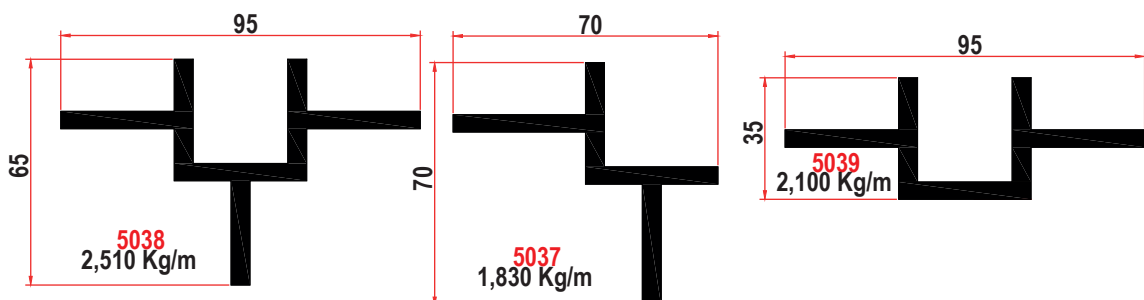
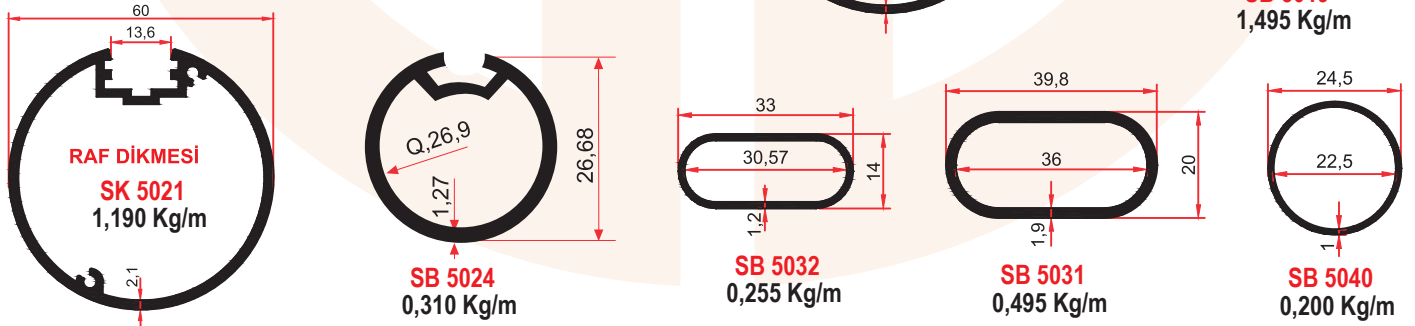
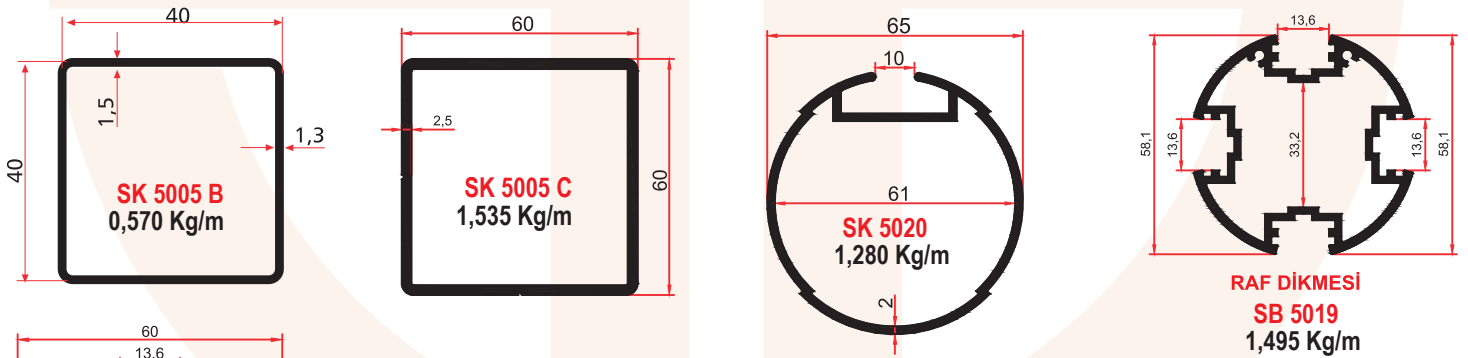
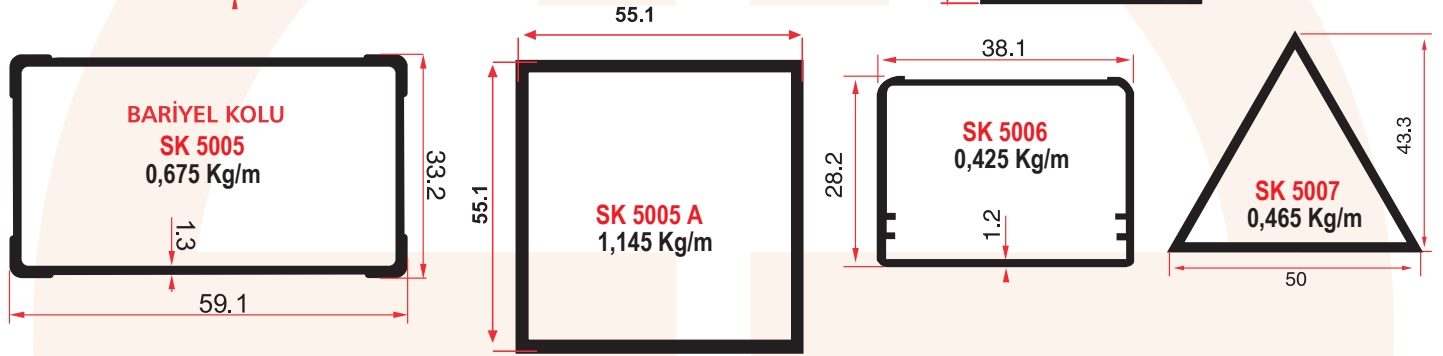
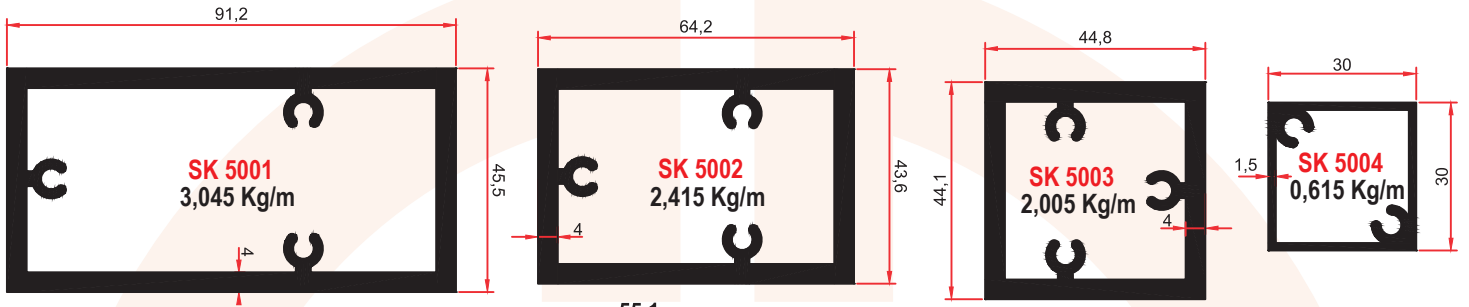

## BARİSOL GERGİ TAVAN PROFİLLERİ STRETCH CEILING PROFILES



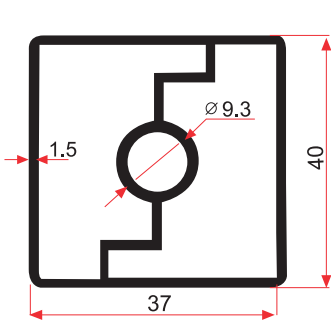
**ÖZEL KUTU AYAK PROFİLERİ** **SPECIAL BOX LEG PROFILES**



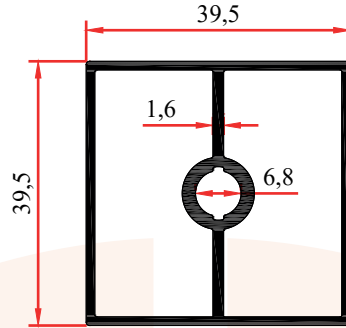
**ÖZEL KUTU AYAK PROFİLLERİ SPECIAL BOX LEG PROFILES**



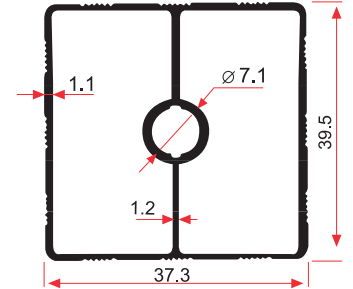
## ÖZEL KUTU AYAK PROFİLLERİ SPECIAL BOX LEG PROFILES



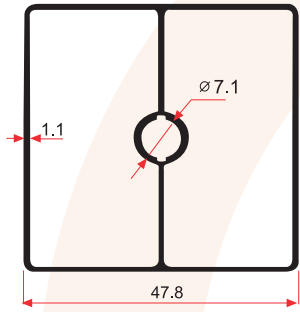
**E 1042**  
0,955 Kg/m



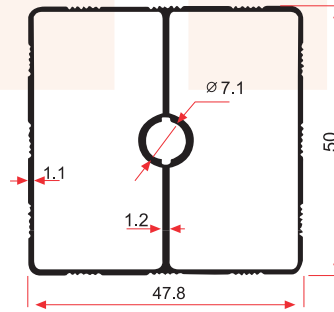
**SK 703**  
0,800 Kg/m



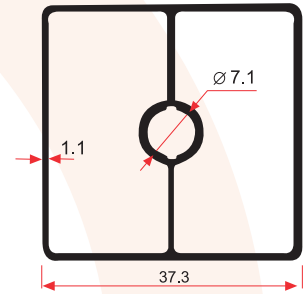
**E 1437**  
0,630 Kg/m



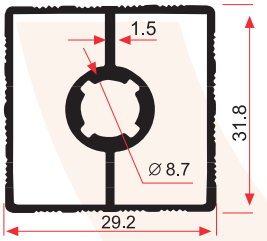
**E 1160**  
0,805 Kg/m



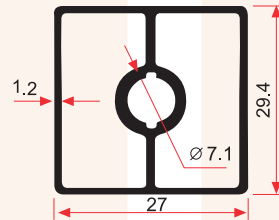
**E 1438**  
0,775 Kg/m



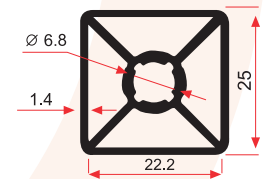
**E 1161**  
0,655 Kg/m



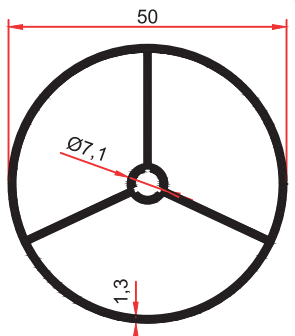
**E 1008**  
0,675 Kg/m



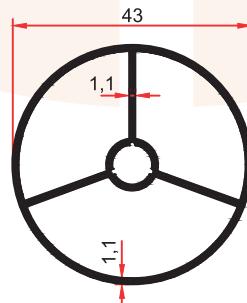
**E 1023**  
0,585 Kg/m



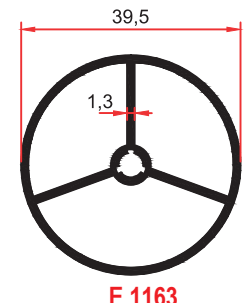
**E 1992**  
0,635 Kg/m



**F 1162**  
0,825 Kg/m

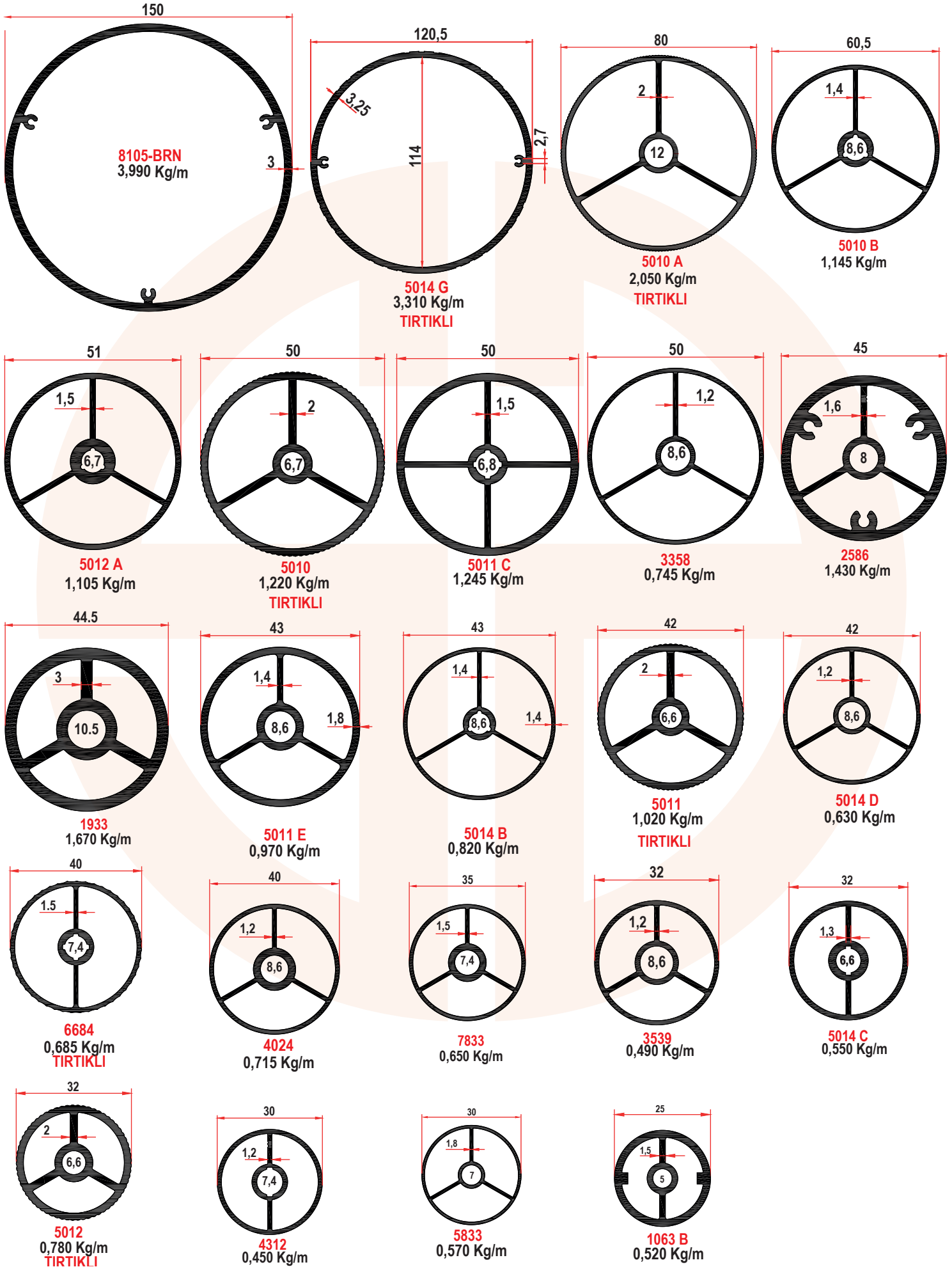


**E 1097**  
0,715 Kg/m



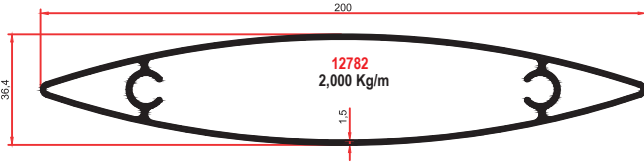
**E 1163**  
0,715 Kg/m

**ÖZEL BORU AYAK PROFİLERİ SPECIAL TUBE LEG PROFILES**





## TV SEHPA AKSESUARLARI TV STAND ACCESSORIES




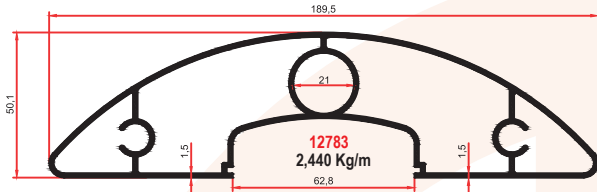
TV SEHPA ÜST TAPA  
TV STAND UPPER CAPS



TV SEHPA ALT AYAK (TEKERLEKLI)  
TV STAND LOWER LEG (WHEEL)



12782 TV TAPA

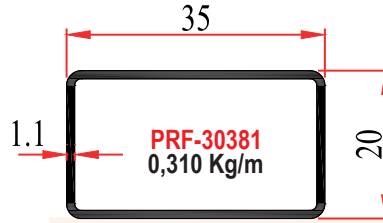
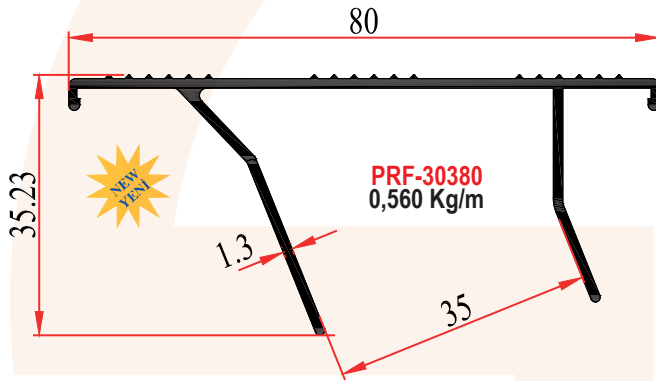


TV SEHPA ARKA KABLO KORUMA  
TV STAND BACK CABLE PROTECTION



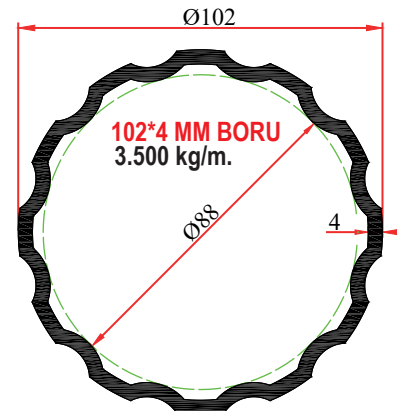
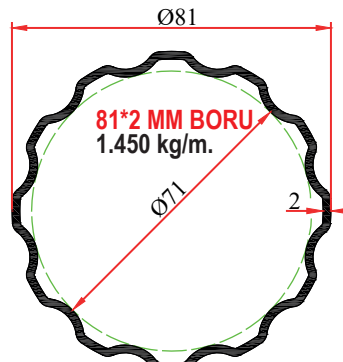
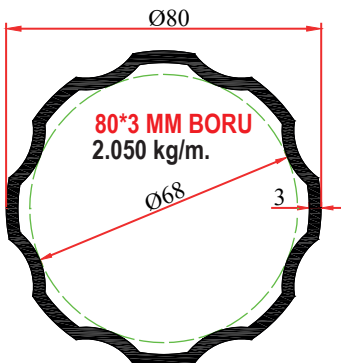
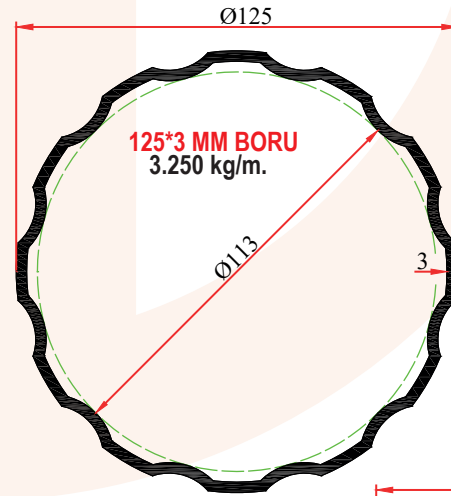
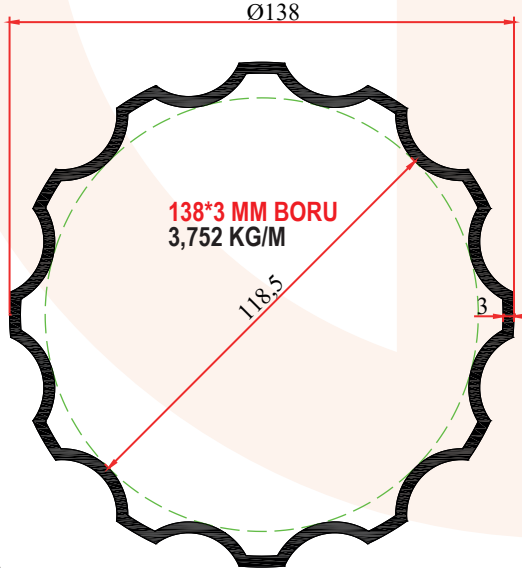
TV SEHPA ARA DİKME CONTA  
TV STAND PLANTING SEAL SEARCH

## A TİPİ MERDİVEN PROFİLLERİ TYPE A LADDER PROFILES

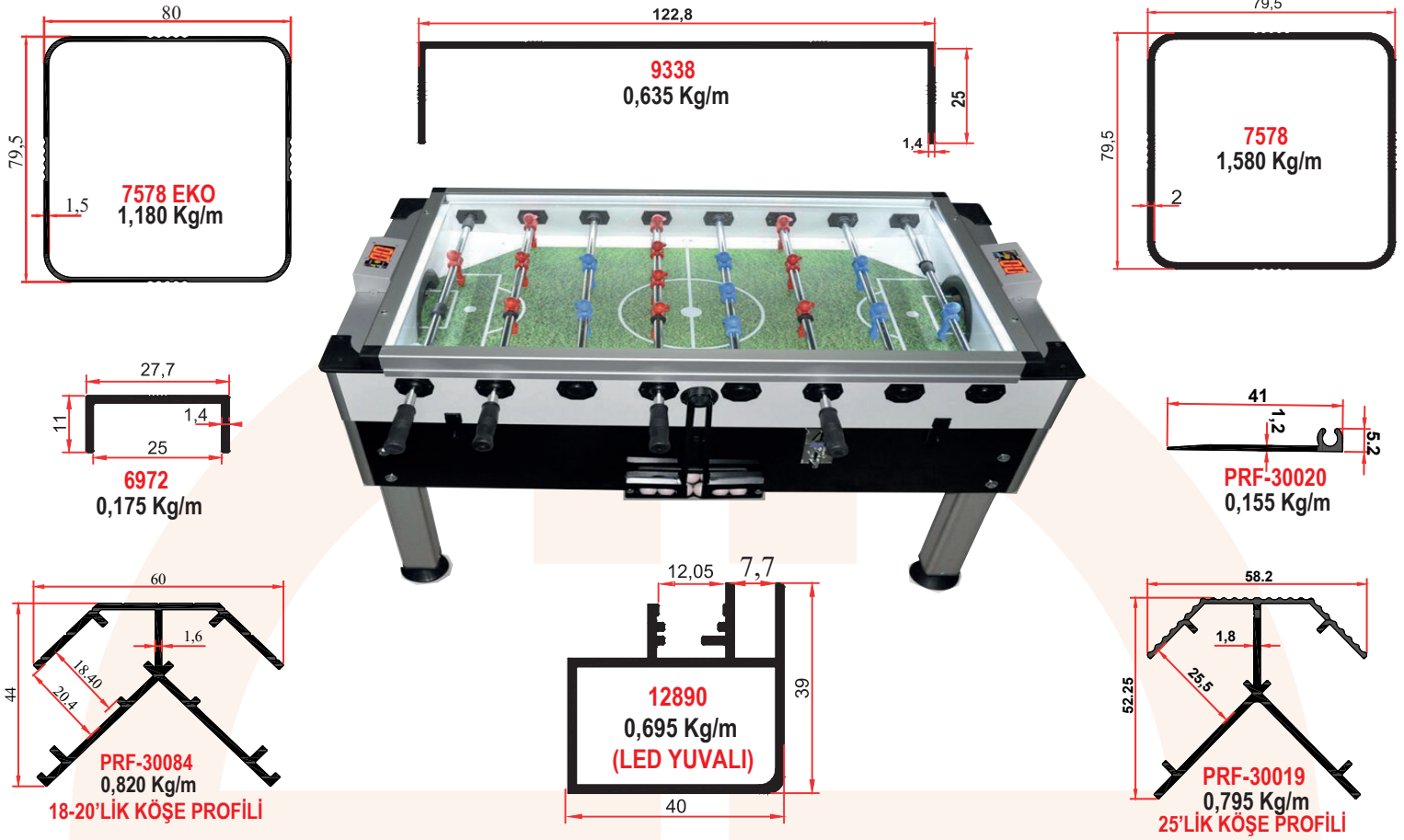


## DEKORATİF YİVLİ BORULAR

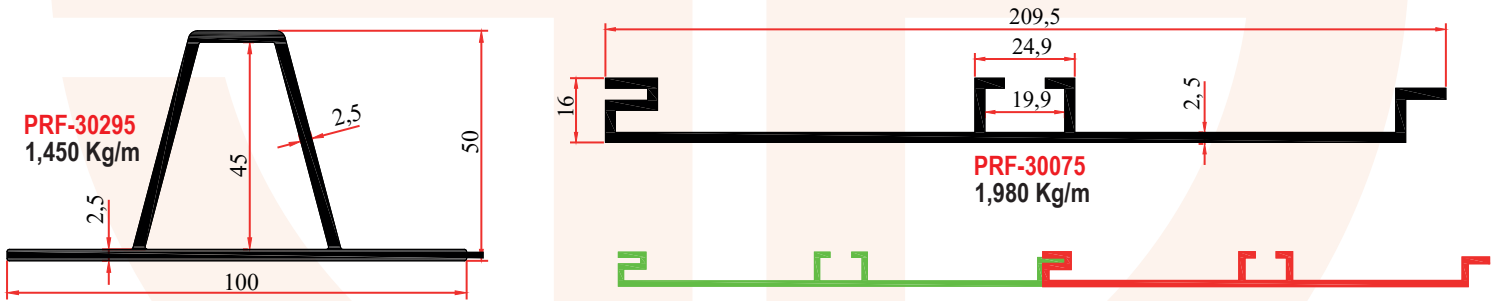
## DECORATIVE GROOVED PIPES



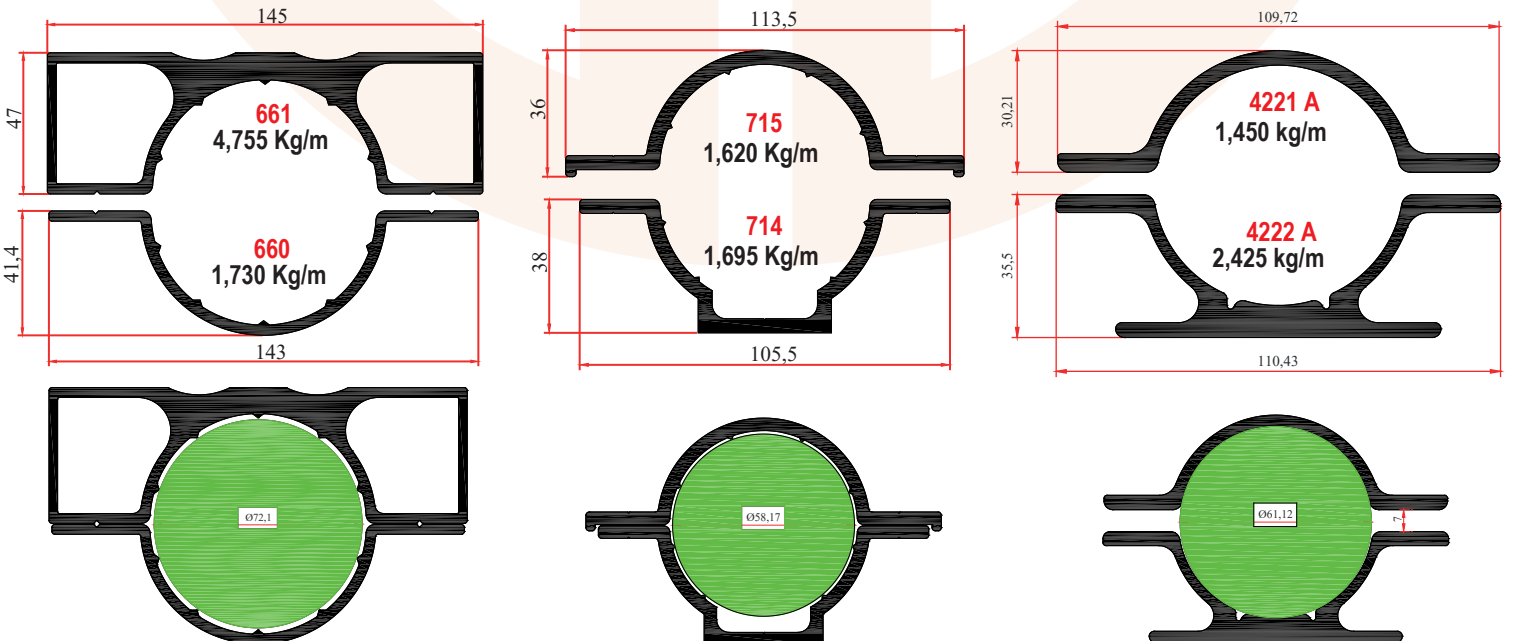
## BİLYARDO-LANGIRT PROFİLLERİ BILLIARDS-PINBALL PROFİLLER



## KARAYOLLARI PROFİLLERİ HIGHWAY SIGNAGE PROFILES



## TABELA KELEPÇE PROFİLLERİ



**LED IŞIK PROFİL ve AKSESUARLARI LED LIGHT PROFILE & ACCESSORIES**

**9029 EKO**  
0,115 Kg/m

**9029**  
0,140 Kg/m

**LED PROFİL KAPAK 9029-1**

**LED PROFİL KAPAK 9029-2**

**LED PROFİL KAPAK 9029-3**

**LED PROFİL KAPAK 9029-4**

**LED PROFİL KAPAK 9029-5**

**LED TAPA 9029-1**  
Led Cap 9029-1

**LED TAPA 9029-2**  
Led Cap 9029-2

**LED TAPA 9029-3**  
Led Cap 9029-3

**LED TAPA 9029-4**  
Led Cap 9029-4

**LED TAPA 9029-5**  
Led Cap 9029-5

**3298**  
0,085 Kg/m  
9029 ALM KLİPS

**9029-30400 PLS KLİPS**

**9029-30400 ÇELİK LED KLİPS**

**6798**  
0,140 Kg/m

**6798 TAPA**

**8607**  
0,165 Kg/m

**8607-12854-6798 DİFİZÖRLÜ KAPAK**

**8607 TAPA**

**PRF-30400**  
0,130 Kg/m

**LED PROFİL KAPAK 30400-1**

**LED PROFİL KAPAK 30400-2**

**LED PROFİL TAPA 30400-1**  
Led Profile Cap 30400-1

**LED PROFİL TAPA 30400-2**  
Led Profile Cap 30400-2

**3064 TAPA**  
Led Cap 3064

**3064 LED KAPAK**  
Led Cover 3064

**2905 G EKO**  
0,110 Kg/m

**2905**  
0,115 Kg/m

**2905 EKO**  
0,090 Kg/m

**2905 G EKO-2905 G TAPA**

**2905 G-2905-30429-1 DÜZ LED KAPAK**

**2905-30429-1 TAPA**

**2675 L - 2676 L**  
2905 - 2905 G EKO  
PRF-30429

**İŞIKLI ASKI BORU DİFİZÖRLÜ KAPAK**  
1063N-12868-2905

**2905-30429 TAPA**

**PRF-30429**  
0,215 Kg/m

**8601**  
0,605 Kg/m

**8601-9138 LED KAPAK**

**8601 LED TAPA**

**3490**  
0,815 Kg/m

**3486**  
0,355 Kg/m

**3211**  
0,190 Kg/m

**3735**  
0,375 Kg/m

**9030**  
0,265 Kg/m

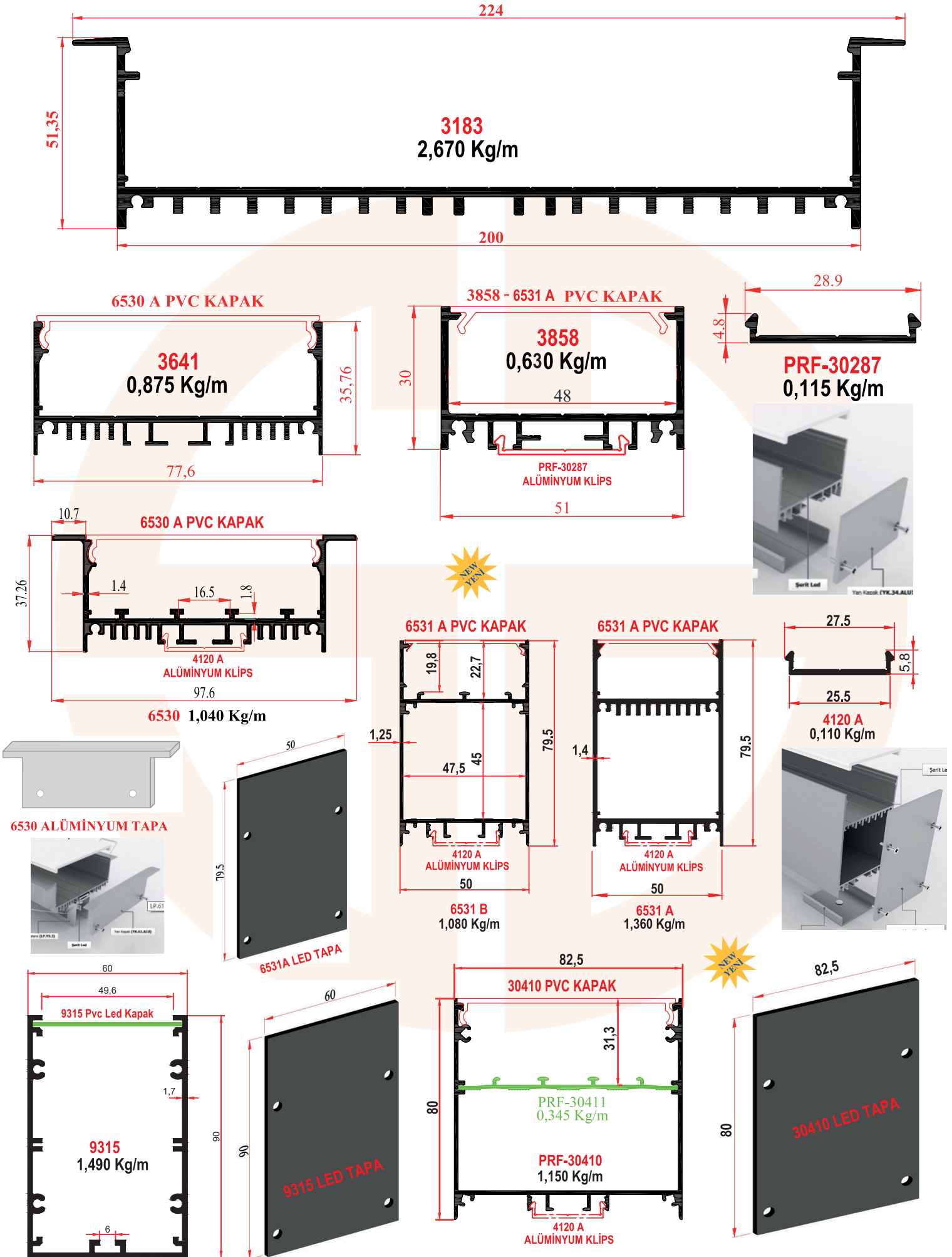
**9028**  
0,180 Kg/m

**3729 A**  
0,230 Kg/m

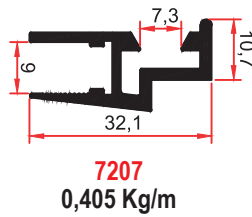
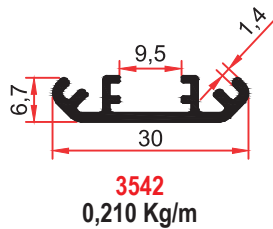
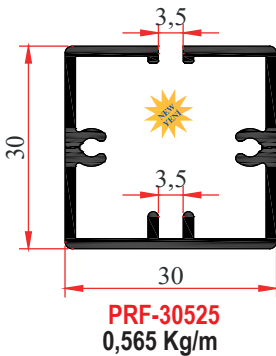

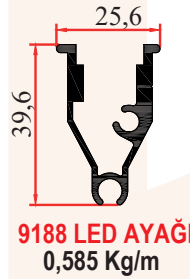

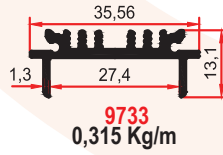
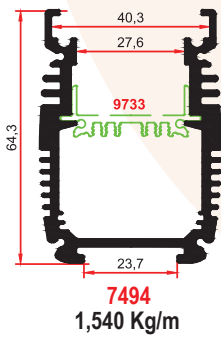
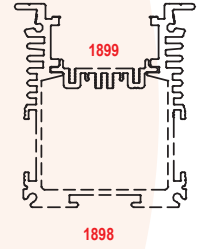
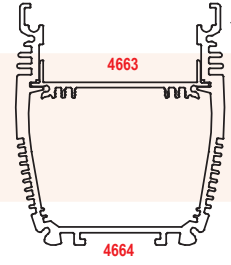
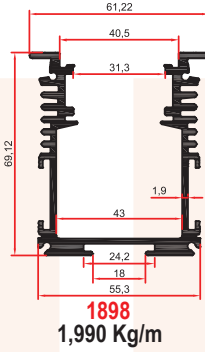
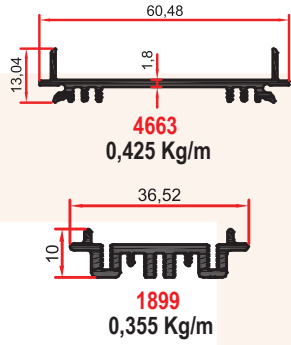
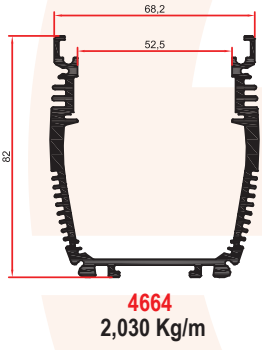
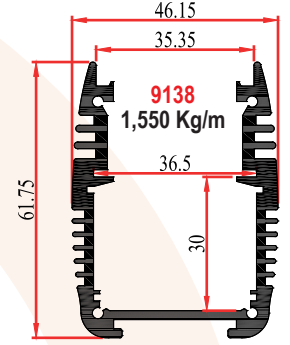
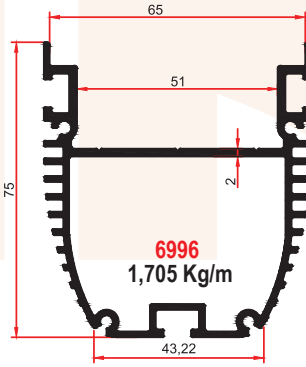

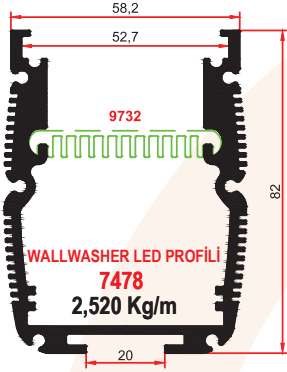
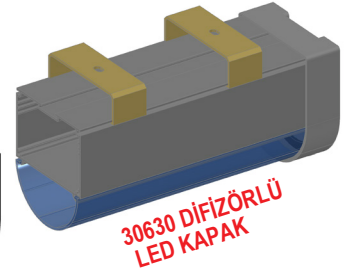

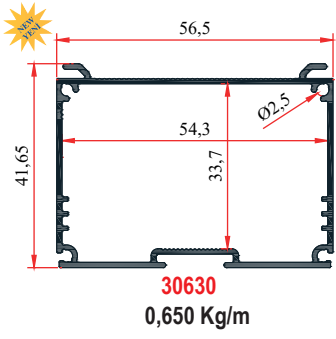
**3729 A TAPA**

**3729 A KAPAK**

**3714**  
0,125 Kg/m

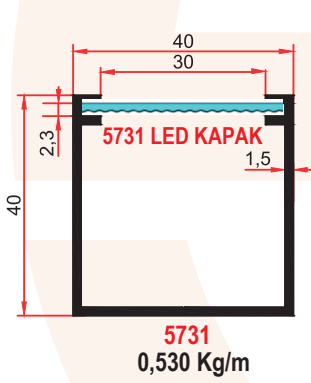
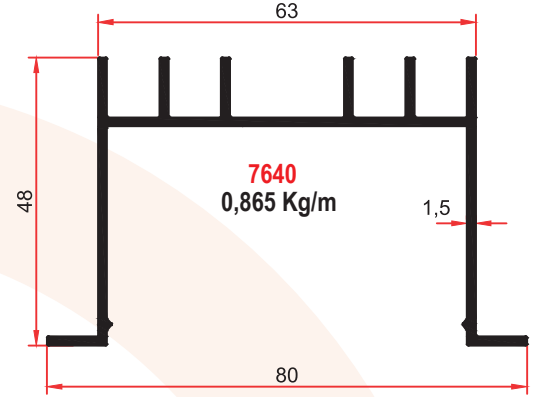
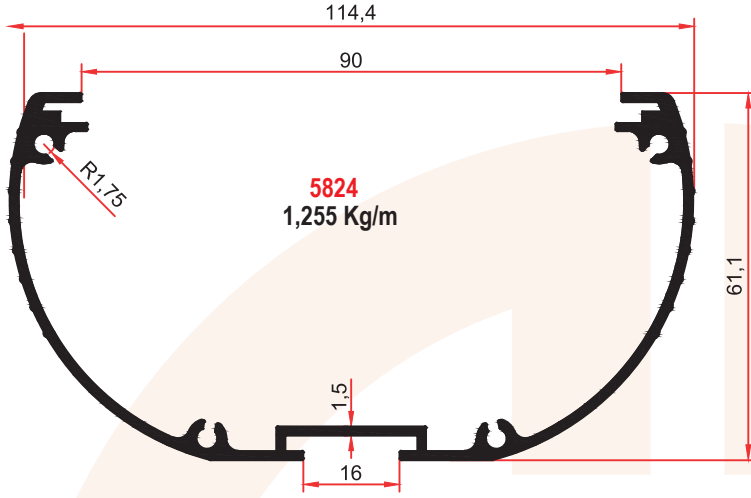


ETANJ AYDINLATMA PROFİLİ

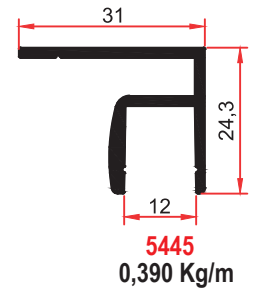
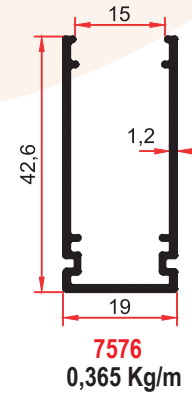
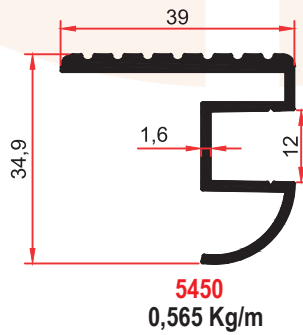
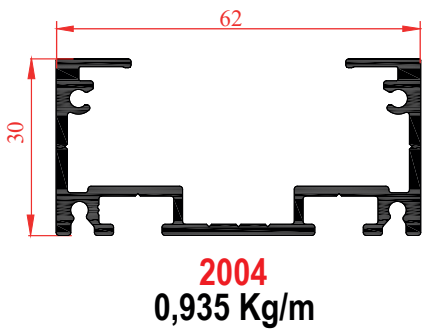
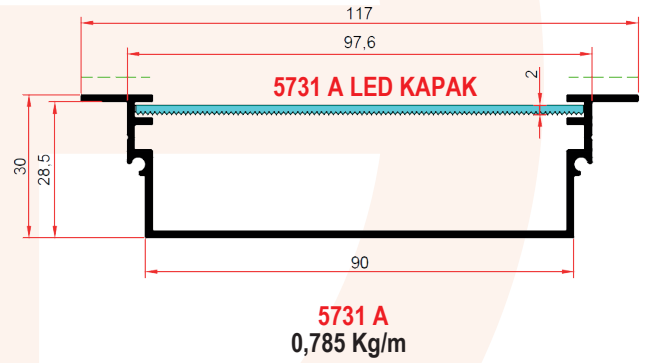
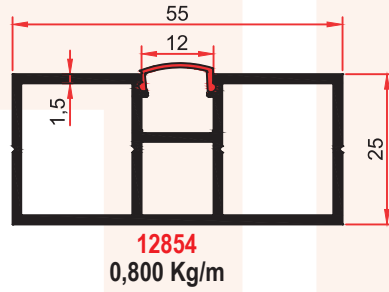




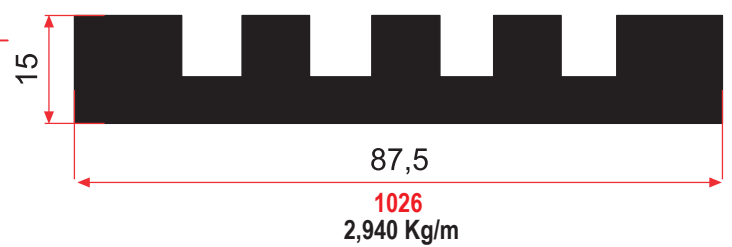

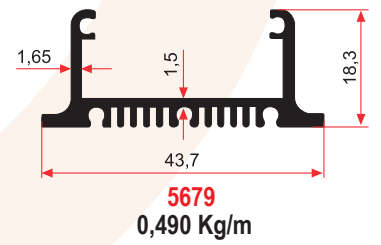
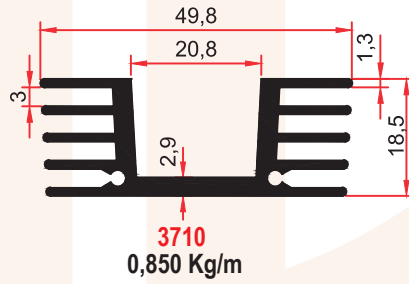
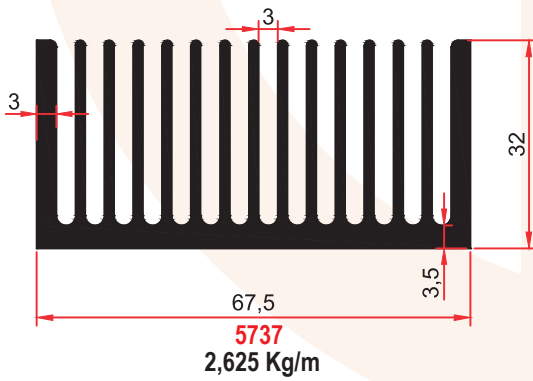
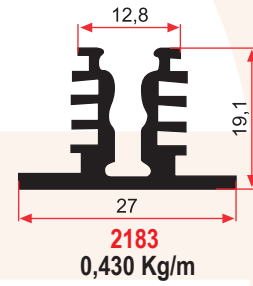
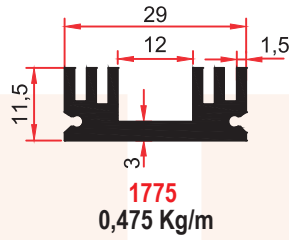
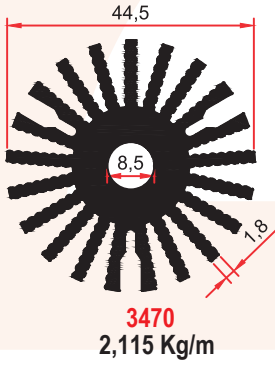
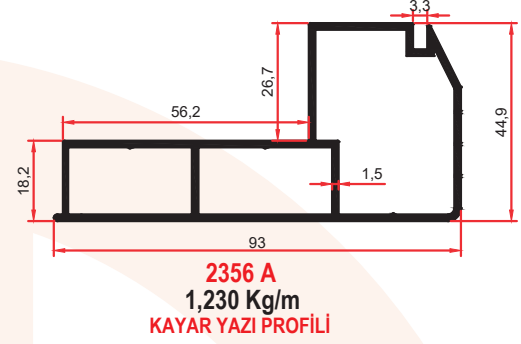
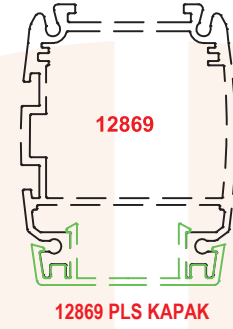
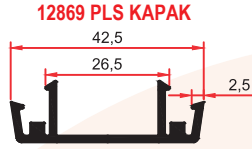
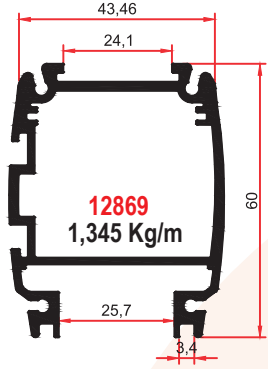
## LED PROFİLLERİ LED PROFILES



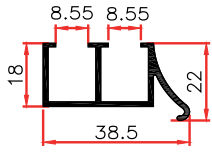
### 8607-12854-6798 DİFİZÖRLÜ KAPAK



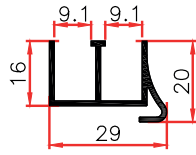
## LED SOĞUTUCU PROFİLLERİ LED COOLER PROFILES



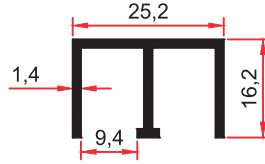
**CAM SÜRGÜ PROFİLLERİ ve AKSESUARLARI SLIDING GLASS PROFILES & ACCESSORIES**



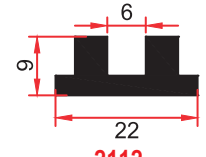
**2108**  
0,385 Kg/m



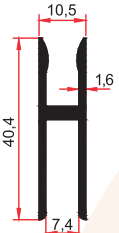
**2108 M**  
0,290 Kg/m



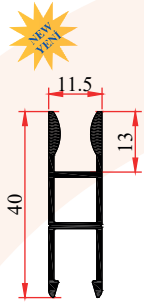
**2109**  
0,275 Kg/m



**2112**  
0,340 Kg/m



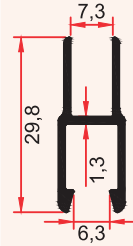
**2110**  
0,400 Kg/m




**PRF-30512**  
0,365 Kg/m



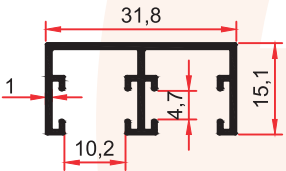

**SÜRGÜ KİLİDİ**



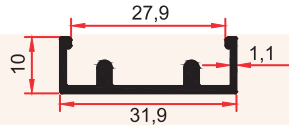
**2110 A**  
0,235 Kg/m



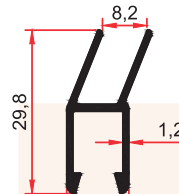
**2110 A TAPA**



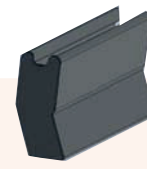
**2109 A**  
0,265 Kg/m



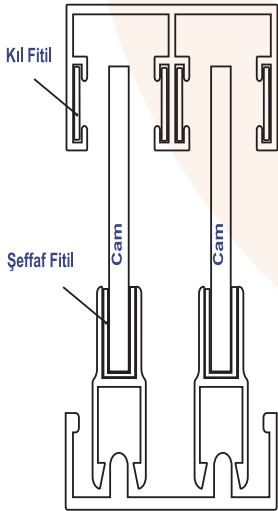
**2112 A**  
0,235 Kg/m



**2110 B**  
0,240 Kg/m



**2110 B TAPA**



**BANKO RULMAN**

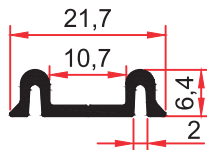


**ZEYTİNLİK RULMAN**

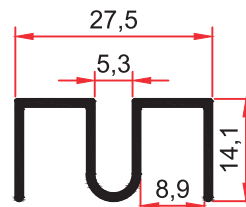
**ŞEFFAF CAM FİTİLİ**



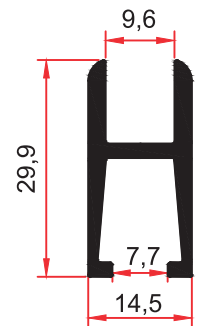
**7307-7308-7309 RULMAN**



**7307**  
0,140 Kg/m

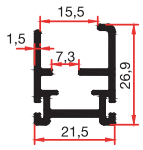


**7308**  
0,225 Kg/m

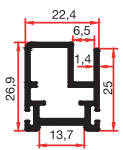


**7309**  
0,410 Kg/m

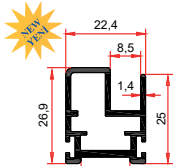
## DİK DOLAP ASKILI SÜRGÜ PROFİLLERİ VERTICAL GLASS DOOR PROFILES



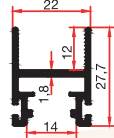
**7005 F**  
0,402 kg/m  
(Isıcamlı Kanat)



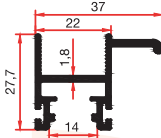
**7005 K**  
0,470 kg/m  
(Tek Cam Kanat)



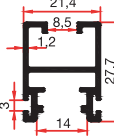
**PRF-30109**  
0,475 K g/m



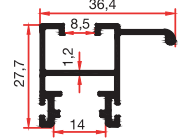
**9007 A**  
0,397 kg/m



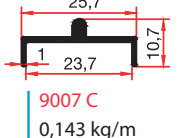
**9007 B**  
0,483 kg/m



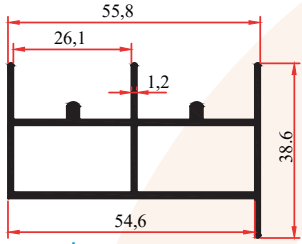
**9007 D**  
0,440 kg/m  
(D Kulpsuz)



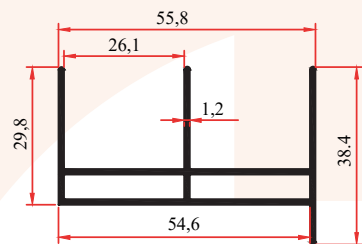
**9007 E**  
0,440 kg/m  
(E Kulplu)



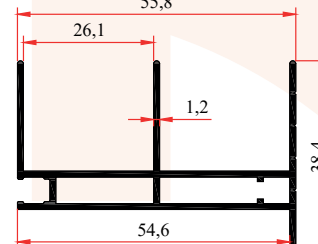
**9007 C**  
0,143 kg/m



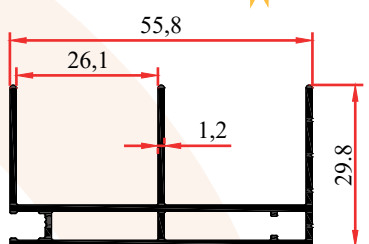
**7005 H**  
0,737 kg/m  
(Alt ve Yan Ray)



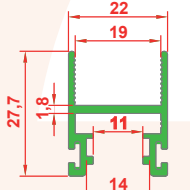
**7005 G**  
0,656 kg/m  
(Üst Ray)



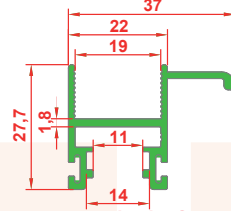
**6733 - REZİSTANSLI**  
0,670 Kg /m



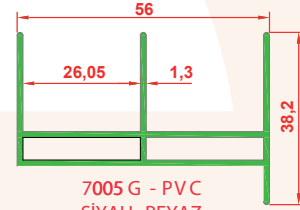
**6733 T**  
0,635 Kg/m



**9007 A - PVC**  
SİYAH BEYAZ  
GRİ



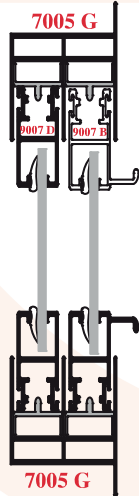
**9007 B - PVC**  
SİYAH BEYAZ  
GRİ



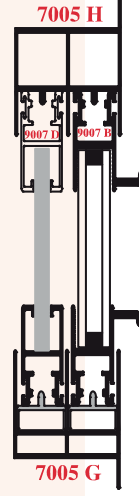
**7005 G - PVC**  
SİYAH BEYAZ  
GRİ



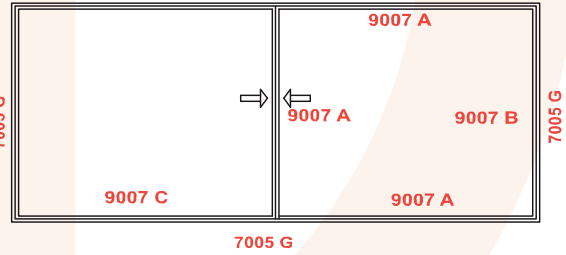
**7005 G**



**7005 G**



**7005 H**



DİK DOLAP KAPI STOPERİ



Dikdolap Kulpu  
Alüminyum




Dikdolap Kilit  
(105)



**9007 A**  
Köşe Bağlantı



**7005 G**  
Dikdolap Köşe  
40x40 L



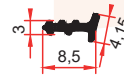
**7005 H**  
Dikdolap Çavuş



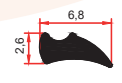
**7005 F/K**  
Köşe



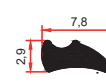
Panjur Kılı  
Fitili



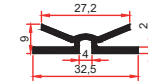
**7005 F**  
2 mm Tırnaklı  
Cam Fitili



**7005 F**  
1,5 mm  
Cam Fitili



**7005 F**  
2 mm  
Cam Fitili



**7005 F**  
Yapışkanlı  
Stop Fitili



Dikdolap  
Kanat Kapa Fitili



Dikdolap Rulmanı  
Çift Teker



Dikdolap Rulmanı  
Prinç



Kestamit  
Dikdolap Rulmanı



Polyamid  
Dikdolap Rulmanı



Dikdolap Rulman  
Takımı



Yay

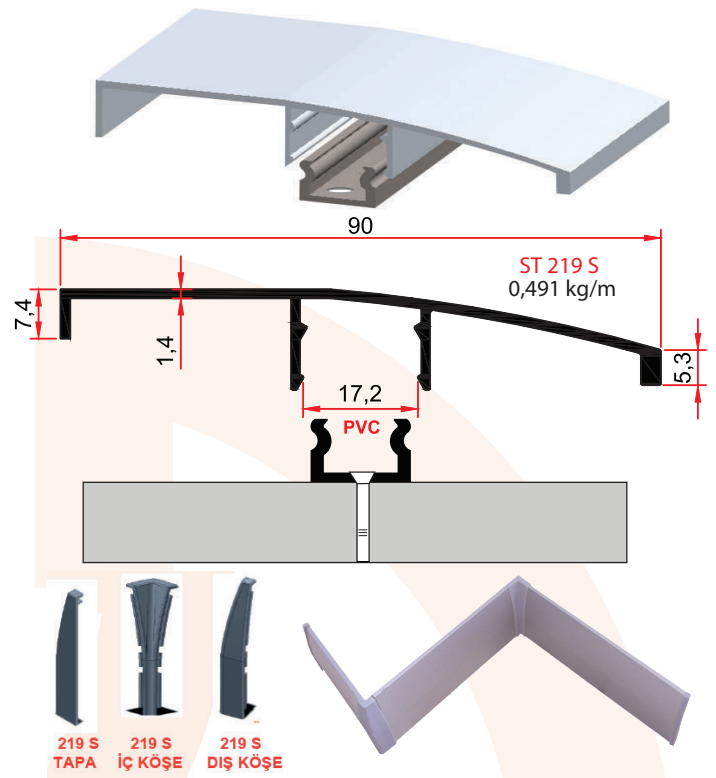
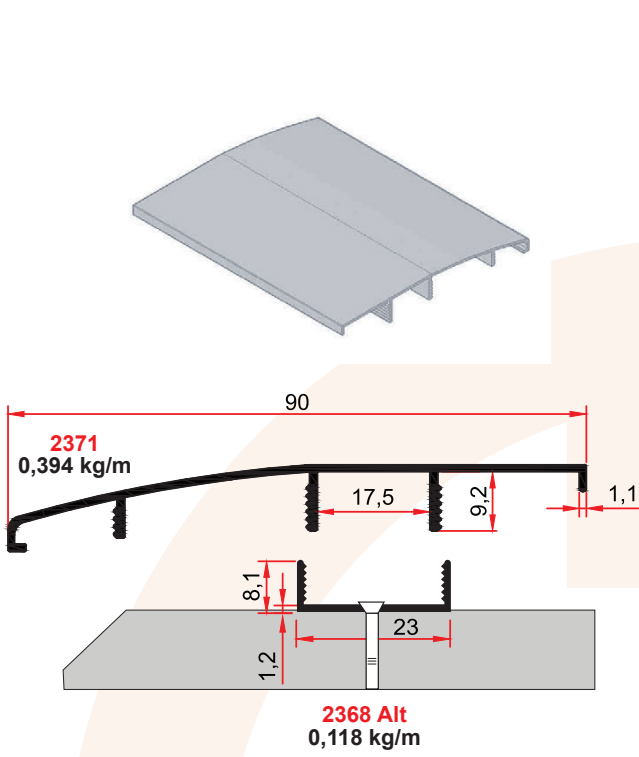


Dikdolap Üst Klavuz  
Montaj



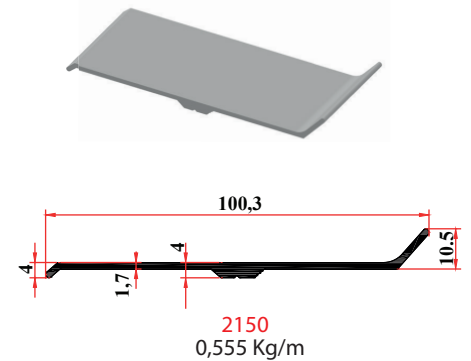
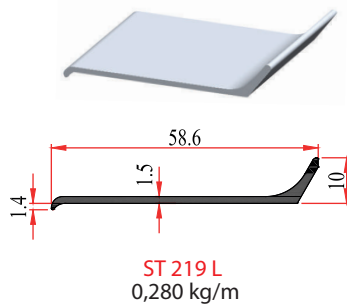
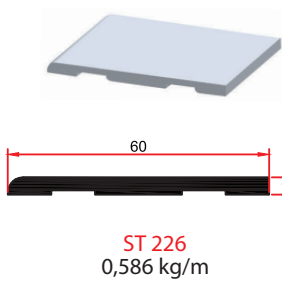
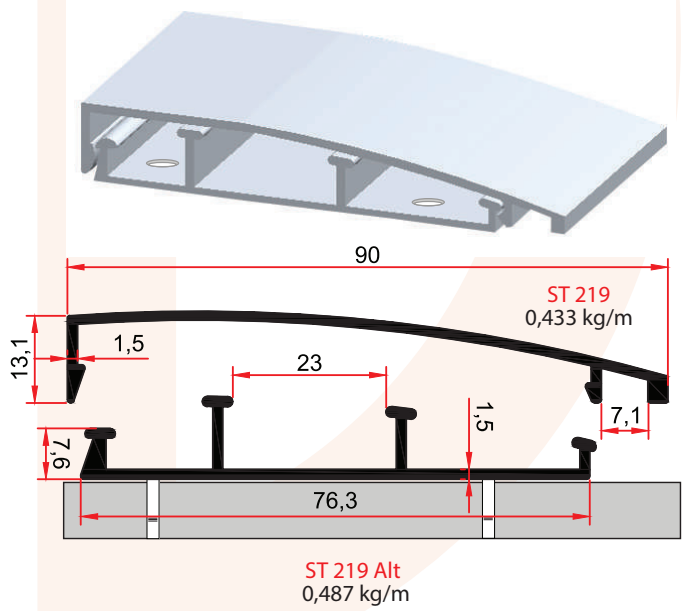
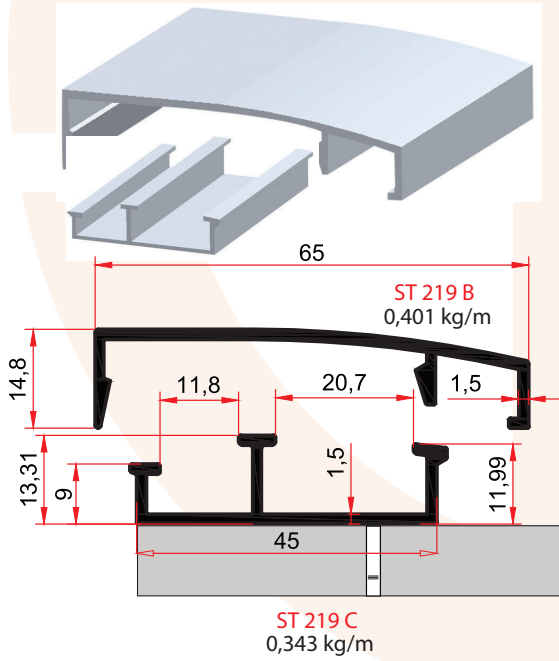
9007 B TAPA

**ALÜMİNYUM SÜPÜRGELİK PROFİLLERİ ALUMINIUM BASEBOARD PROFILES**



219 S TAPA 219 S İÇ KÖŞE 219 S DİŞ KÖŞE

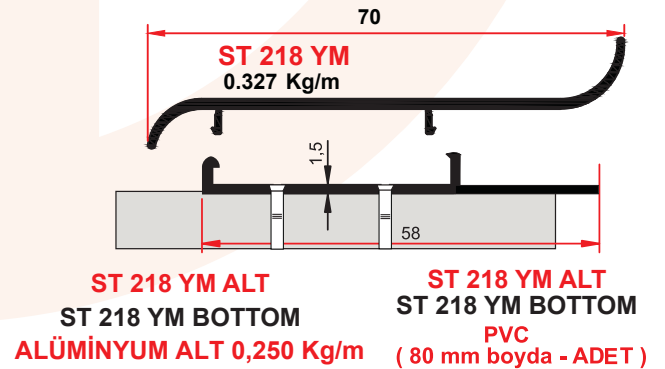

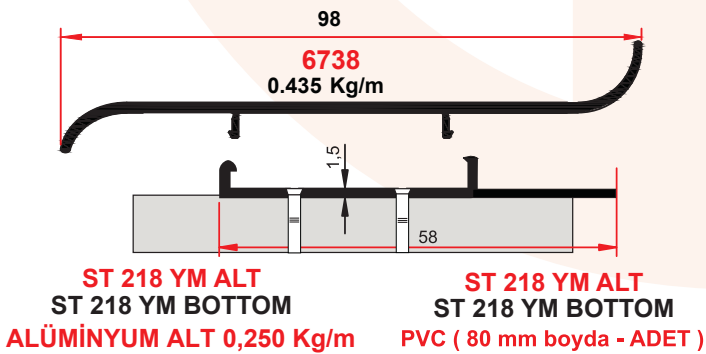
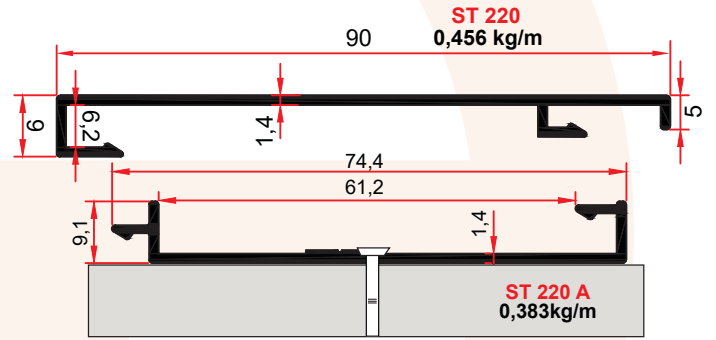
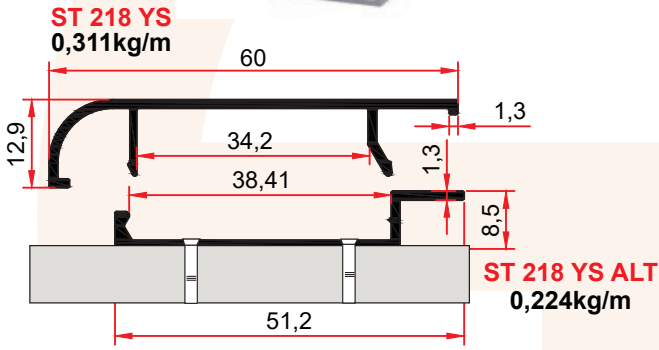
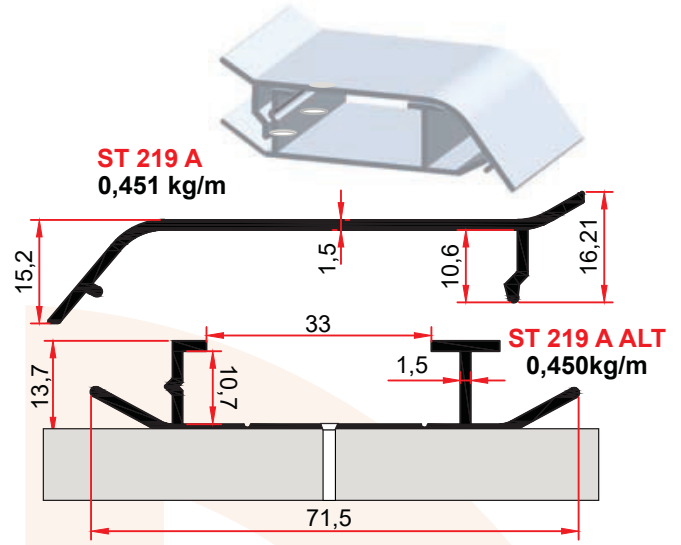
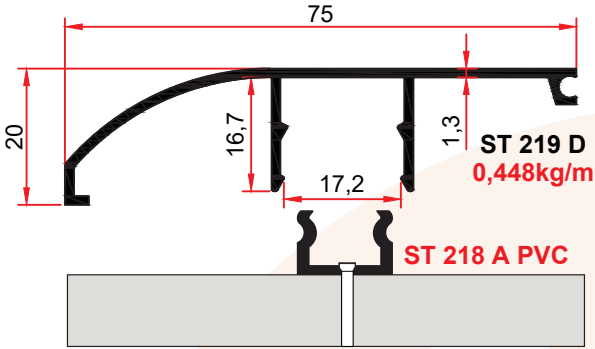
**219 S SÜPÜRGELİK İÇ KÖŞE DİŞ KÖŞE TAPA**  
**ST 219 S BASEBOARD INNER-OUTER CORNERS & PLUG**



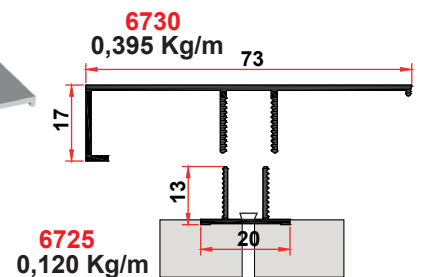



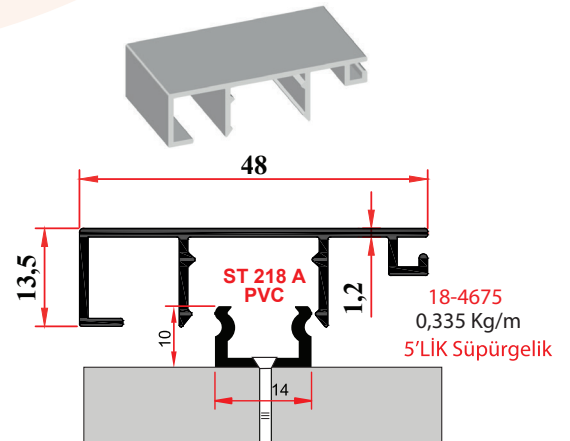

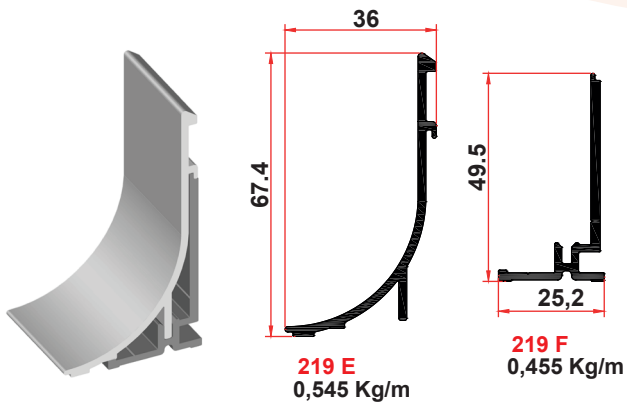
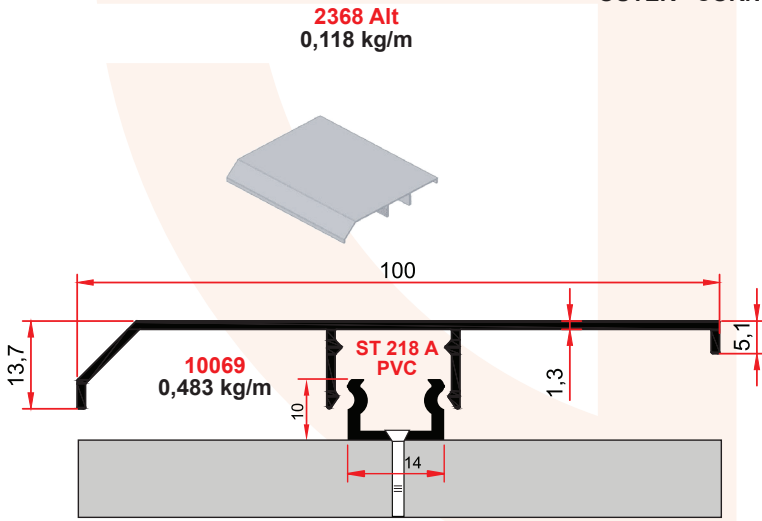
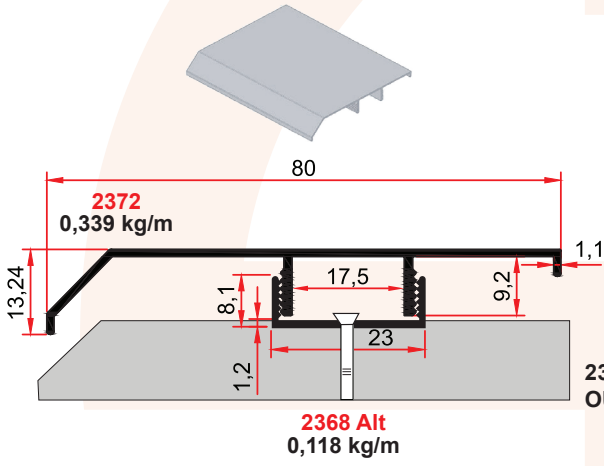
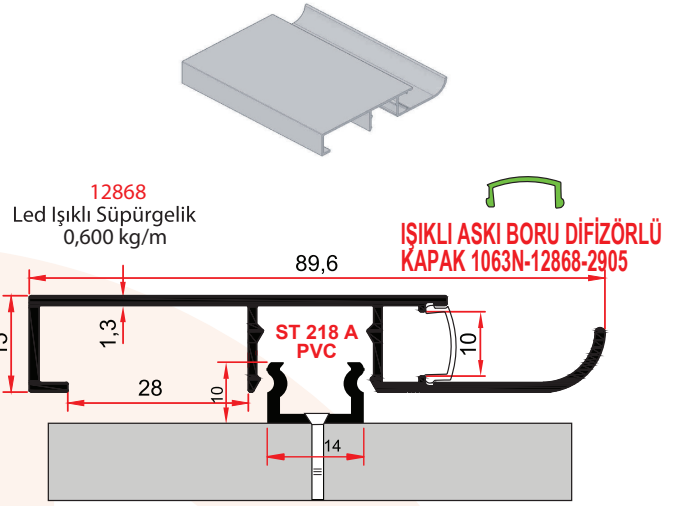
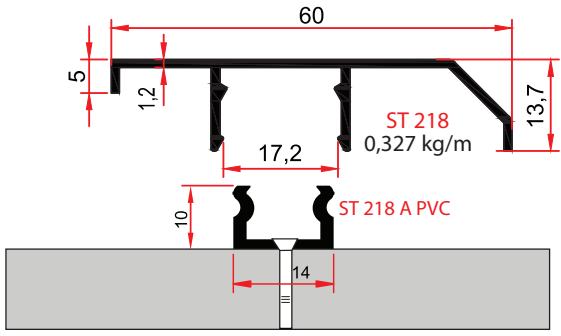


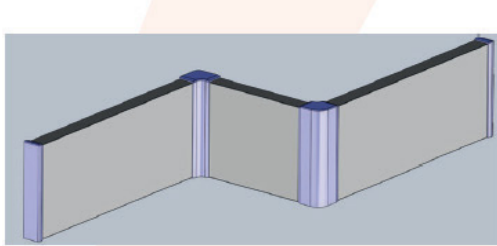
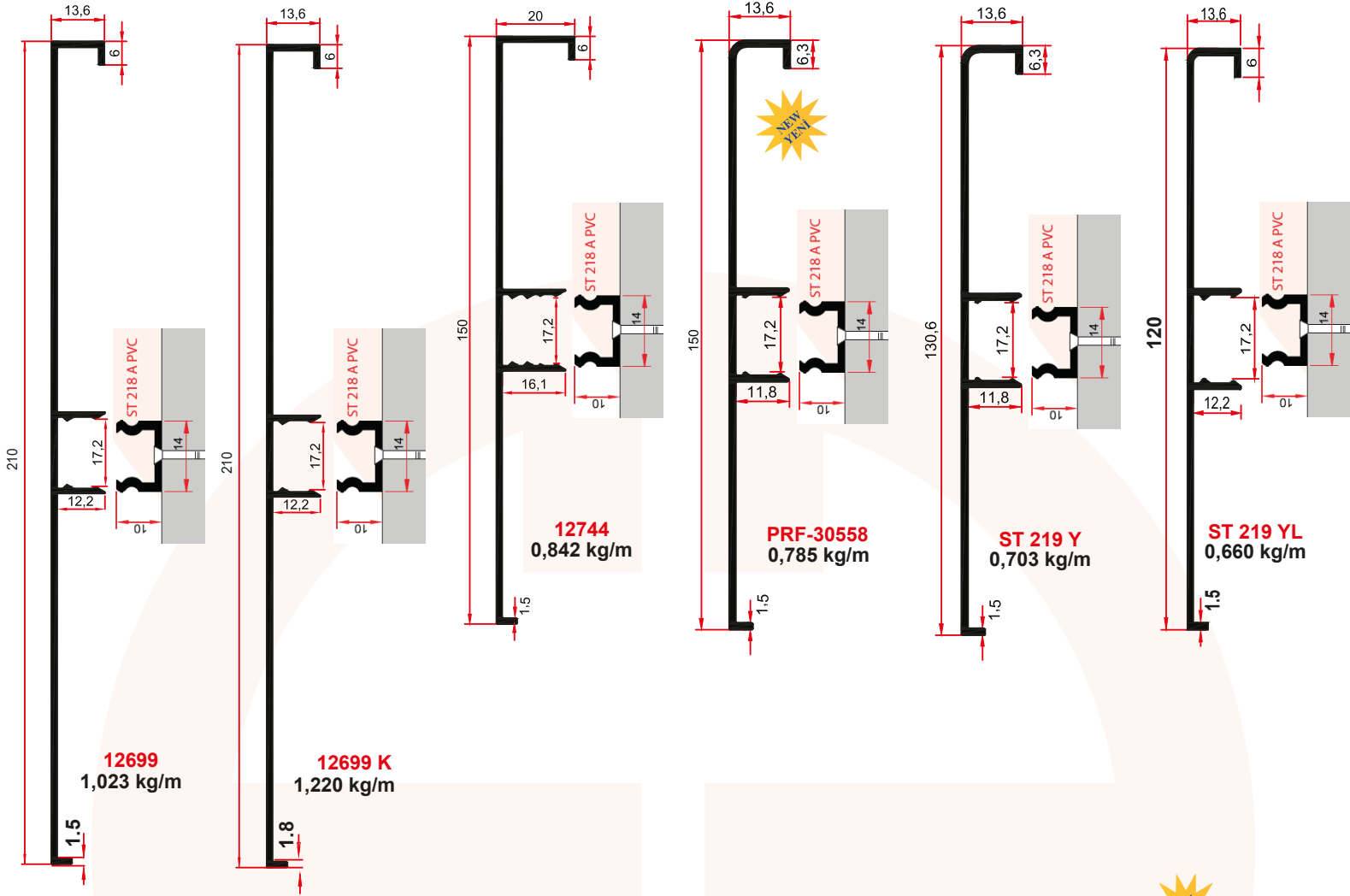
**ST 219 D TAPA**  
**ST 219 D PLUG**



**6738 MONTAJ**

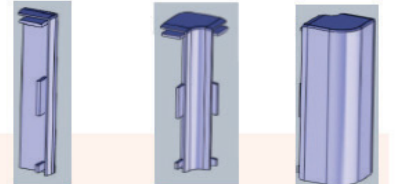




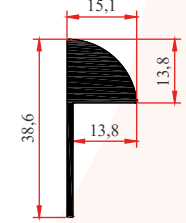


12744 - 219M EKO - 218C EKO  
219YL - 218C - 219YL EKO - ST 219 M

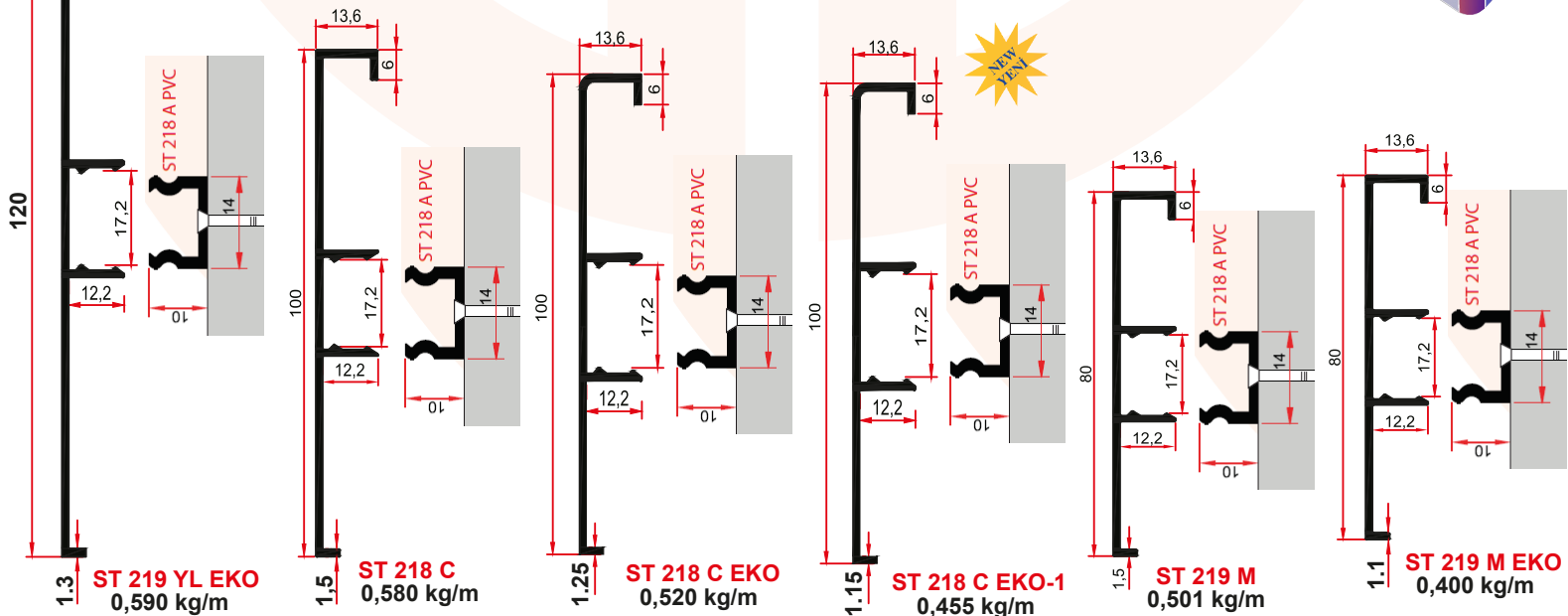
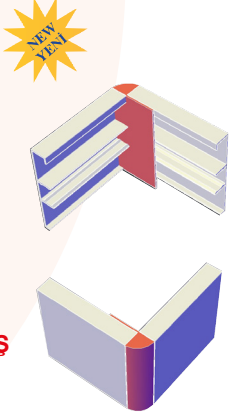
**TAPA SAĞ/SOL İÇ KÖŞE DİŞ KÖŞE**



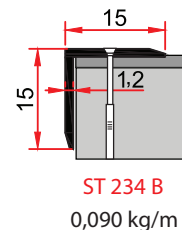
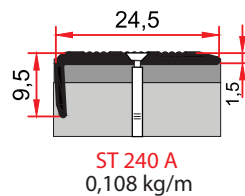
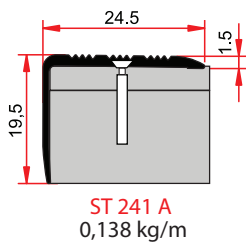
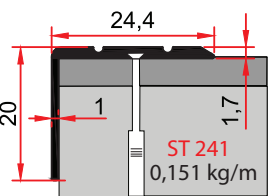
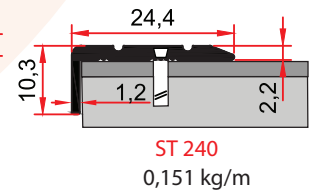
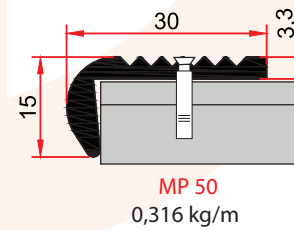
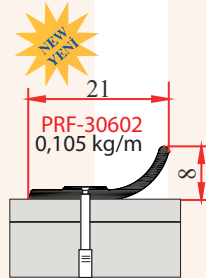
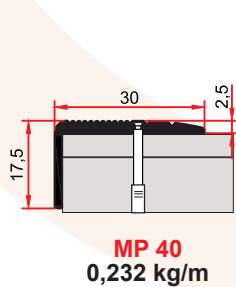
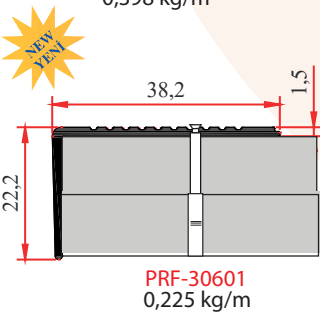
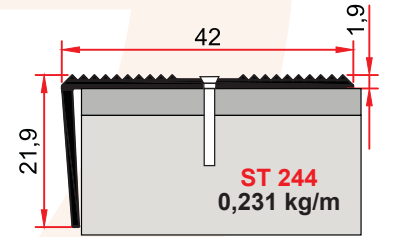
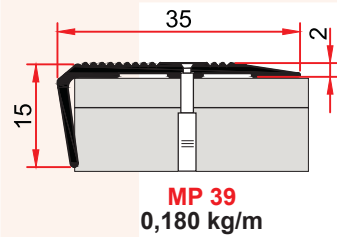
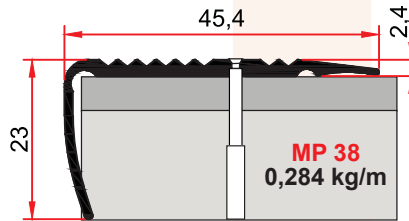
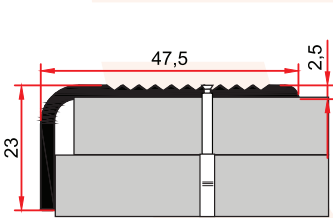
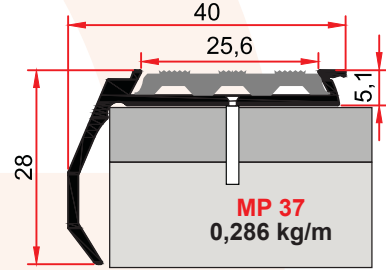
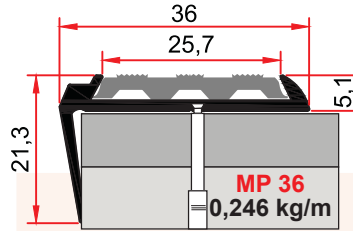
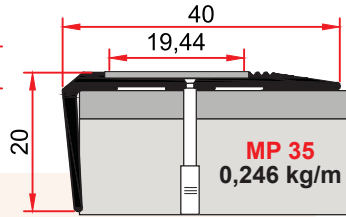
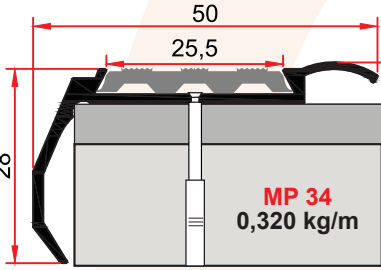
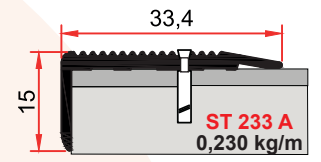
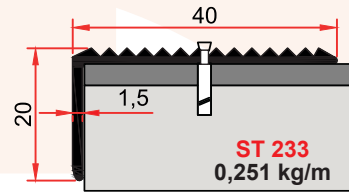
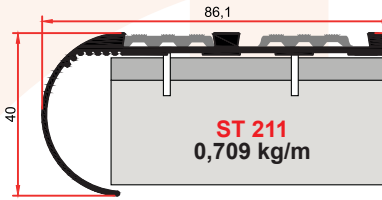
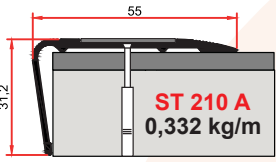
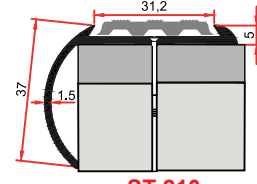
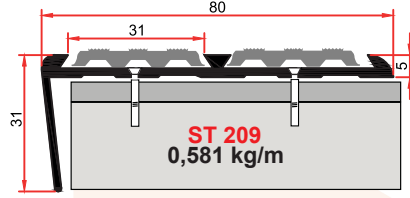
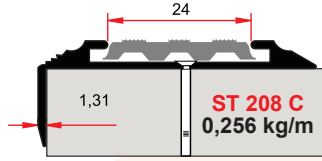
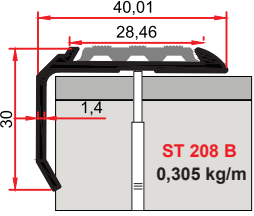
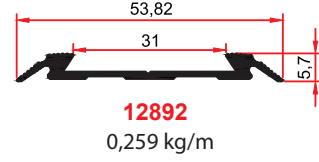
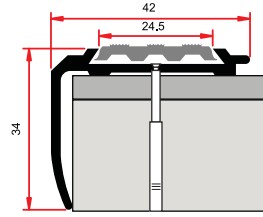
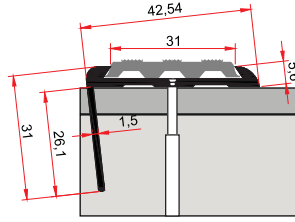
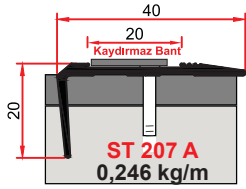
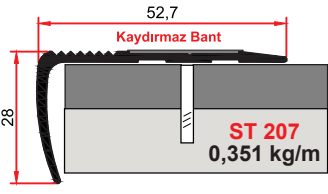
80 - 100 - 120 - 150'LİK SÜPÜRGE LİK PROFİLLERİNİN AKSESUARLARI



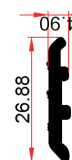
**PRF-30531**  
0,525 KG/M  
ALÜMİNYUM DİŞ KÖŞE APARATI



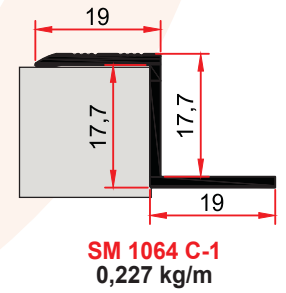
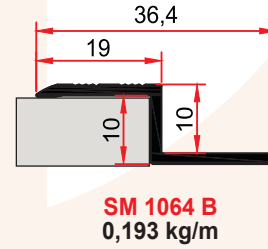
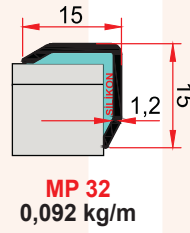
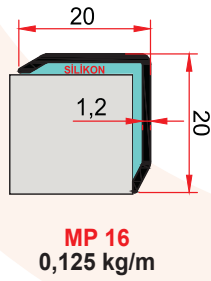
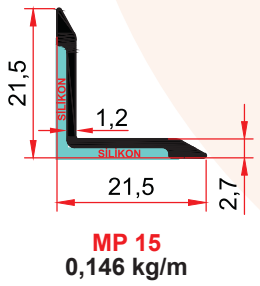
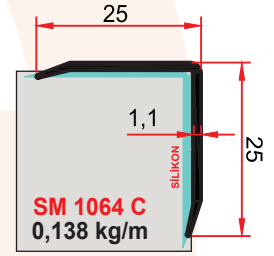
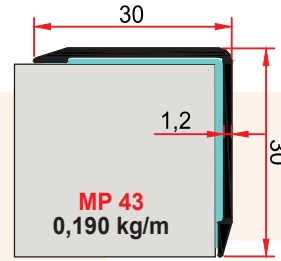
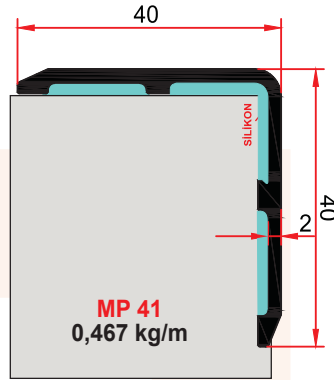
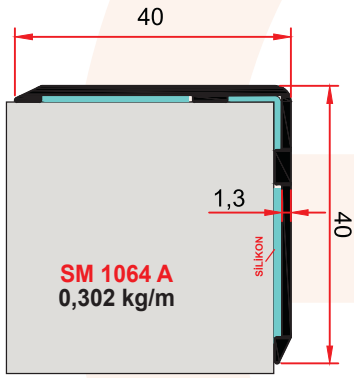
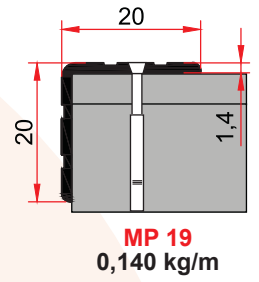
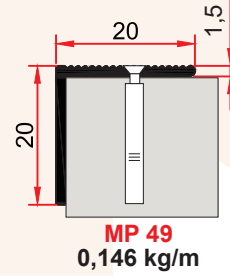
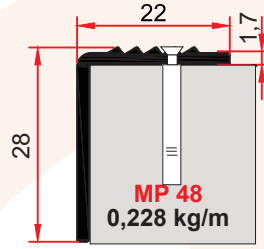
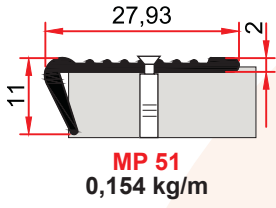
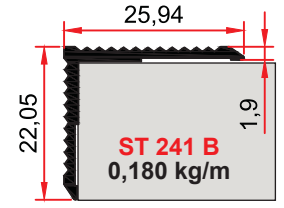
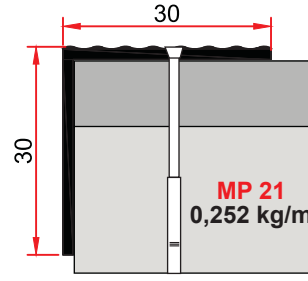
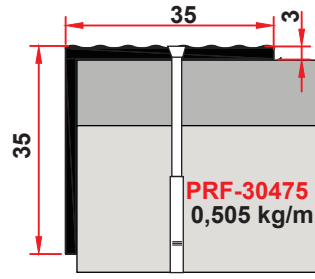
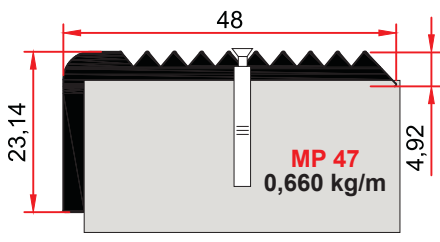




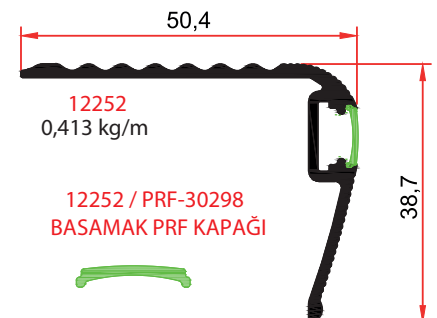
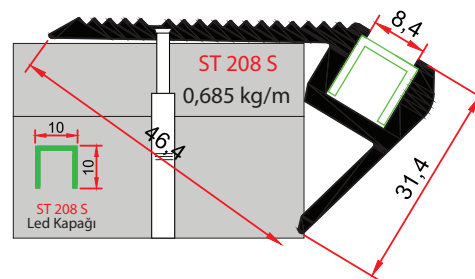
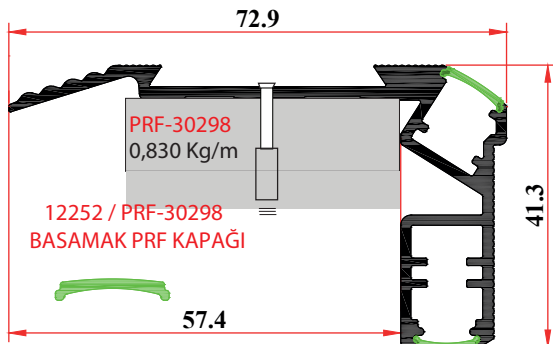
**Basamak Fitili Dar** Step Wick Narrow  
**Basamak Fitili Geniş** Step Wick Broad







### LEDLİ SİNEMA BASAMAK PROFİLLERİ



**PVC SÜPÜRGELİKLER PVC BASEBOARDS**

- MEŞE
- AKÇAAĞAÇ
- MERBAU
- KIRAZ
- MAUN
- CEVİZ
- HUŞ KIRAZ

**KAPLAMALI PROFİL**



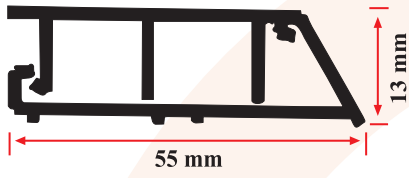
**PVC EŞİK PROFİLİ**



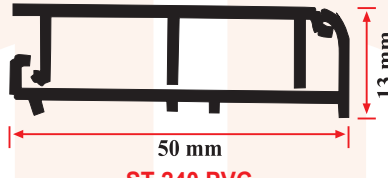
**ÇİFT TARAFLI BANT**



**KAYDIRMAZ BANT**



**ST 239 PVC**



**ST 240 PVC**



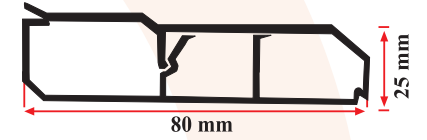
**ST 241 PVC**



**ST 242 PVC**

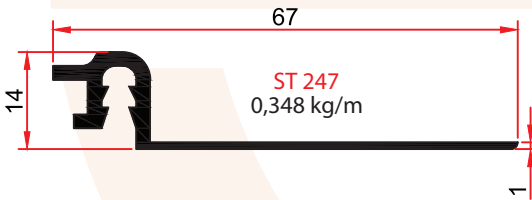


**ST 243 PVC**

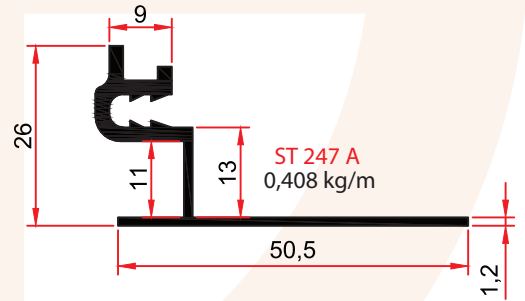


**ST 244 PVC**

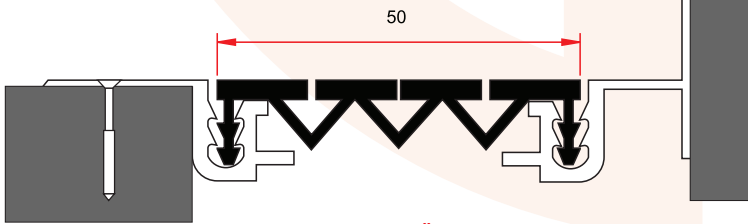
**DİLATASYON PROFİLLERİ DILATATION PROFILES**



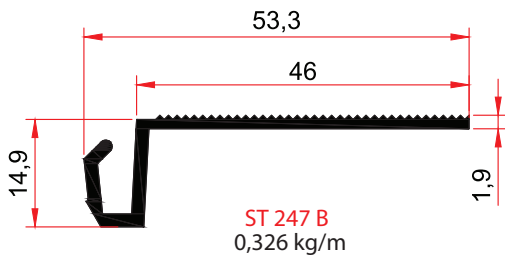

**ST 247**  
0,348 kg/m




**ST 247 A**  
0,408 kg/m

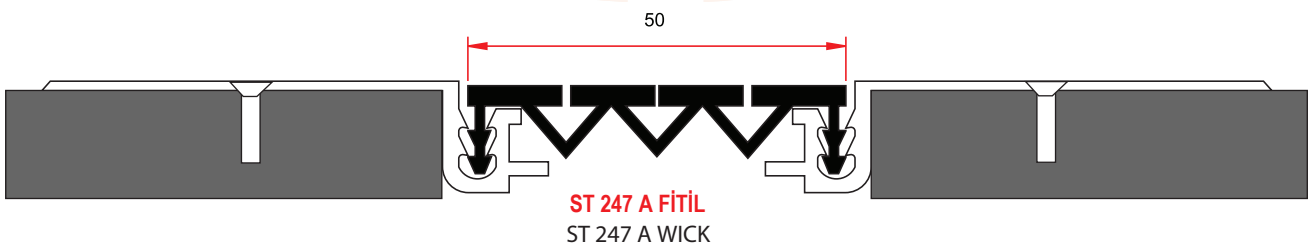

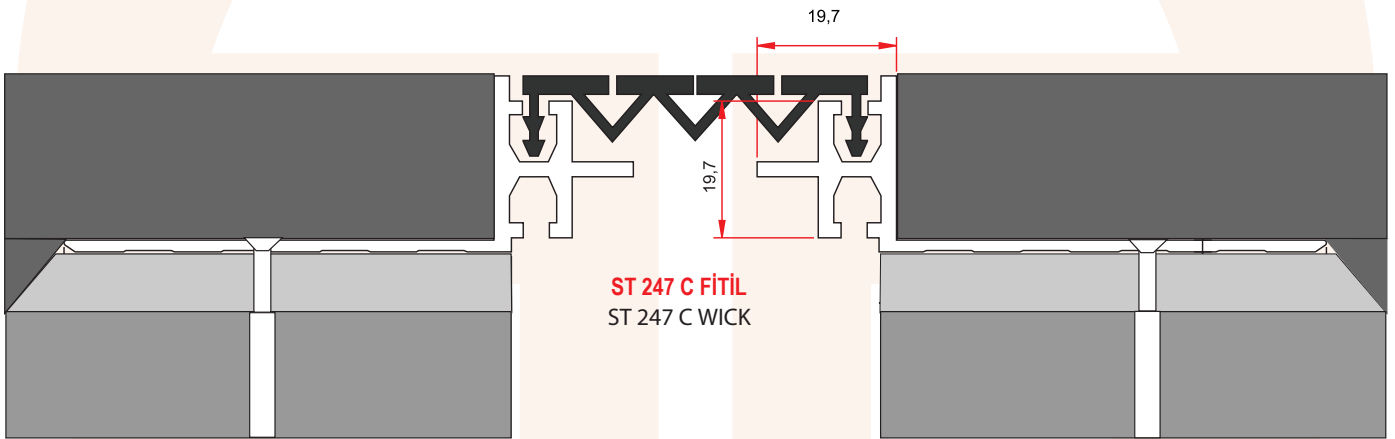
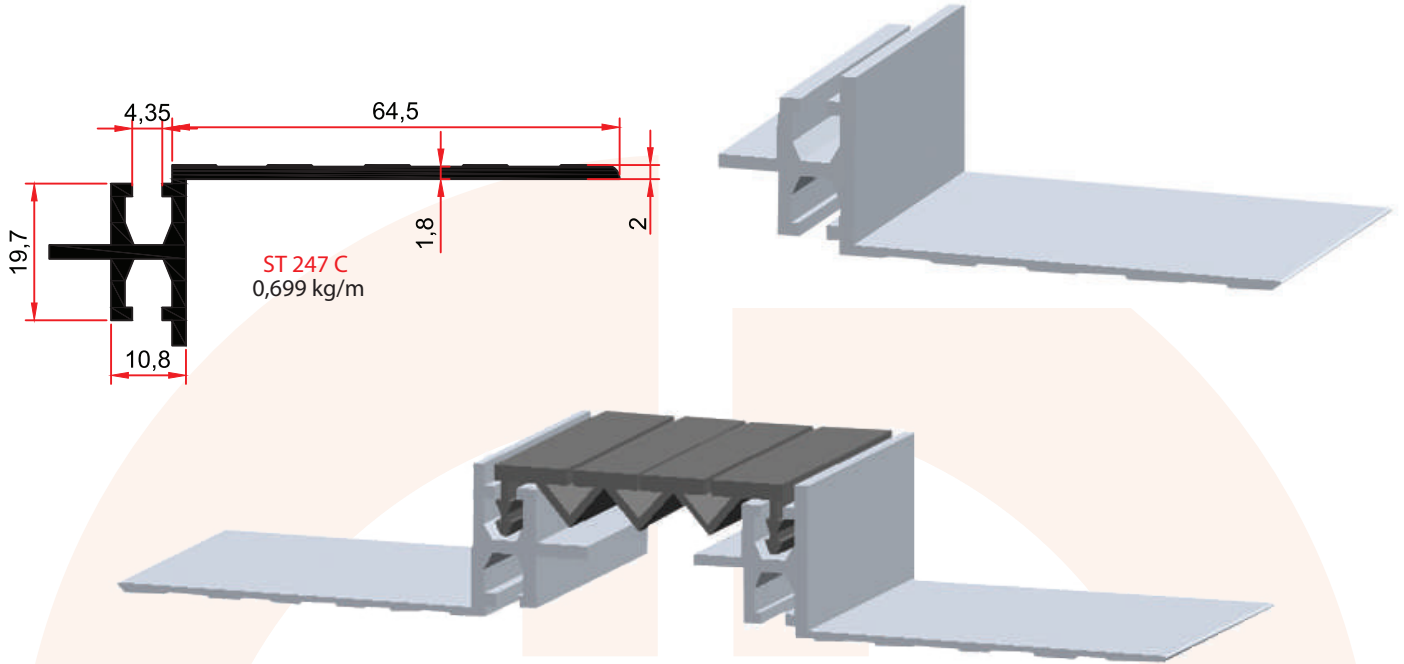



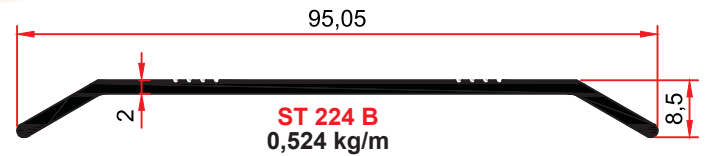
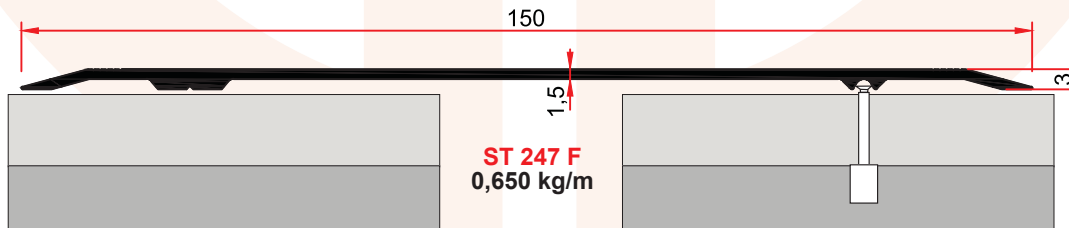
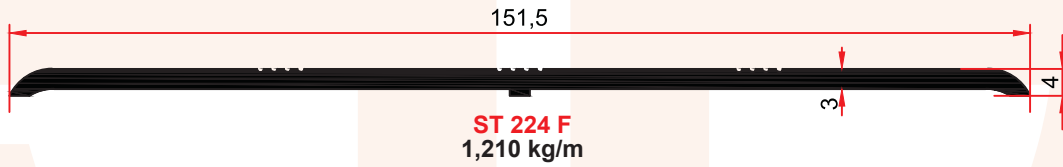
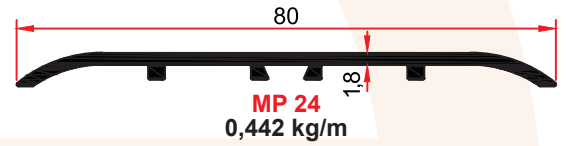
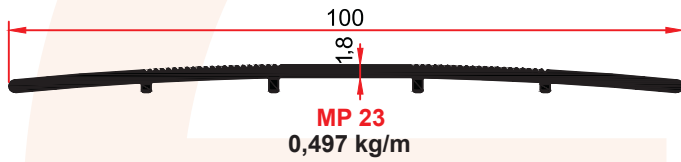
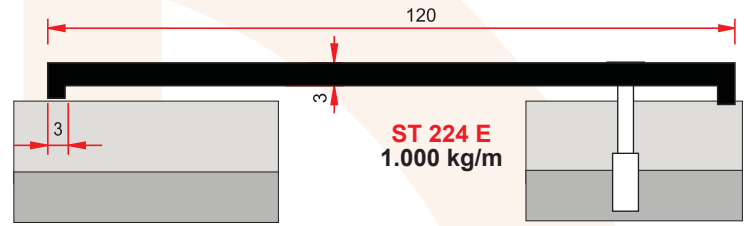
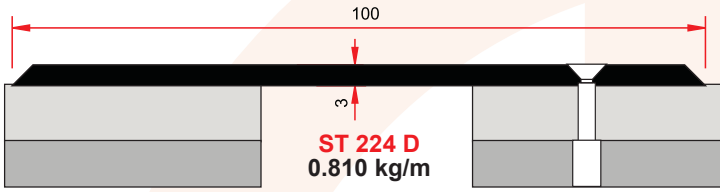
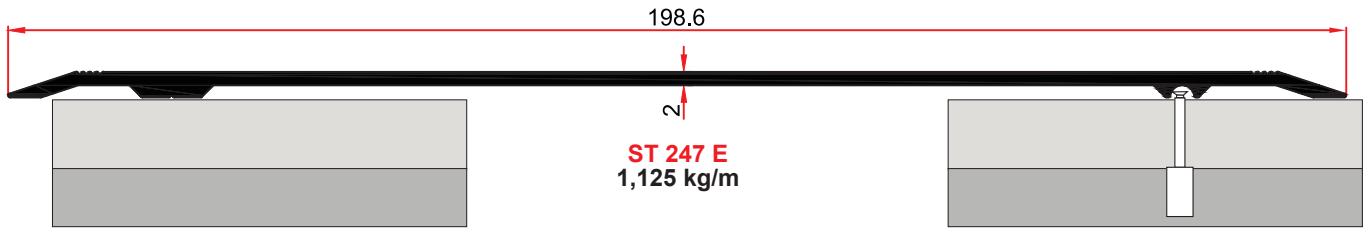
**ST 247 A KÖŞE**  
ST 247 A CORNER



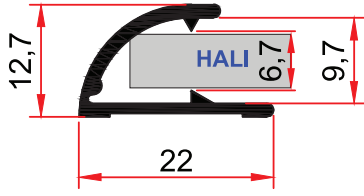
**ST 247 B**  
0,326 kg/m







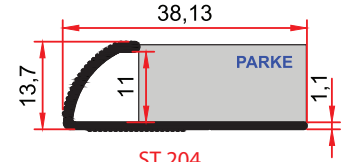
**HALI ve LAMİNA PARKE PROFİLLERİ CARPE & LAMINATED PARQUET PROFILES**



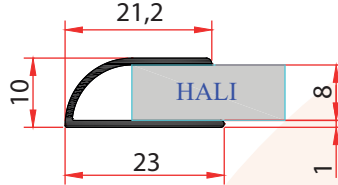
**ST 203**  
0,165 kg/m



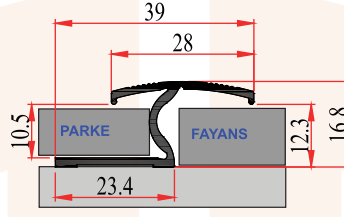
**ST 203 A**  
0,112 kg/m



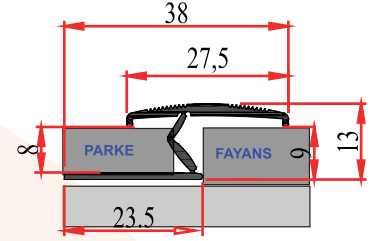
**ST 204**  
0,192 kg/m



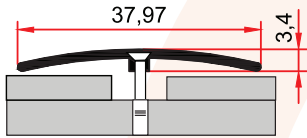
**12759**  
0,130 Kg/m



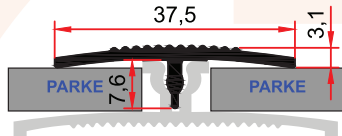
**ST 205**  
0,270 kg/m



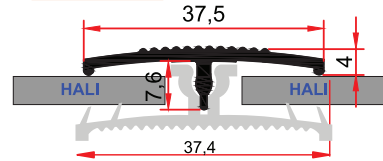
**ST 206**  
0,240 kg/m



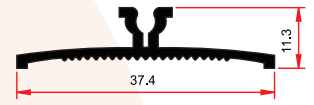
**ST 216 A**  
0,152 kg/m



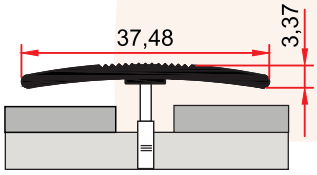
**ST 212 A**  
0,210 kg/m



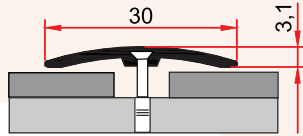
**ST 212**  
0,205 kg/m



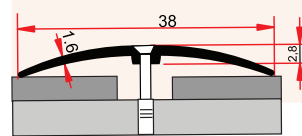
**ST 213**  
0,350 kg/m  
Parke Dilatasyon Profili



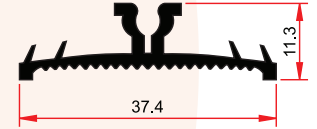
**ST 217**  
0,213 kg/m



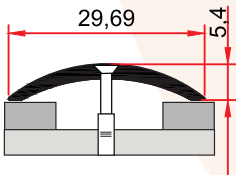
**ST 216 B**  
0,138 kg/m



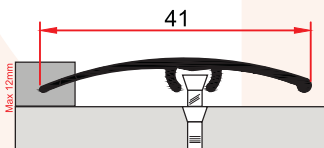
**ST 216**  
0,290 kg/m



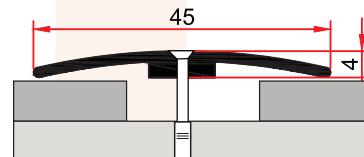
**ST 213 (Delikli)**  
0,350 kg/m  
Halı Dilatasyon Profili  
ST 213 DILA TATION PROFILE



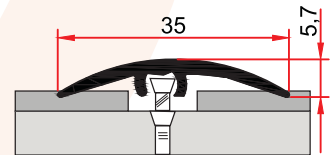
**ST 239**  
0,154 kg/m



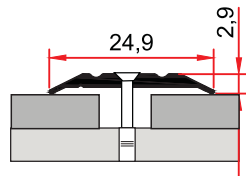
**ST 227 A**  
0,154 kg/m



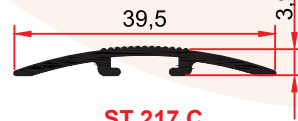
**ST 226 A**  
0,248 kg/m



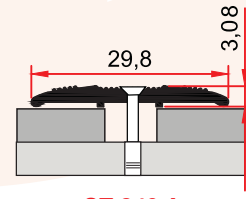
**ST 227**  
0,186 kg/m



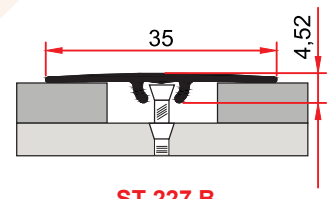
**ST 243**  
0,097kg/m



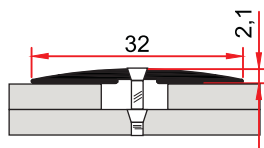
**ST 217 C**  
0,160 kg/m



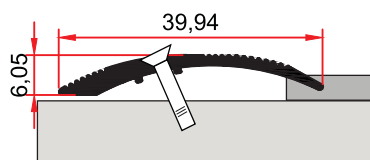
**ST 243 A**  
0,155 kg/m



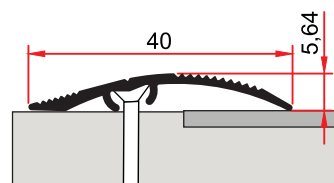
**ST 227 B**  
0,130 kg/m



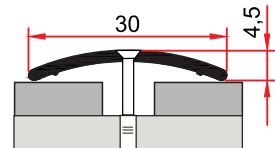
**MP 33**  
0,124 kg/m



**ST 230 A**  
0,213 kg/m

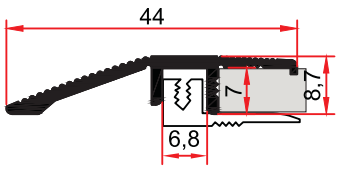


**ST 230 C**  
0,189 kg/m

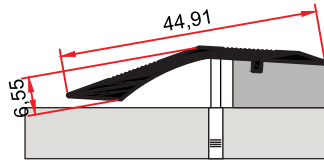


**ST 239 A**  
0,132 kg/m

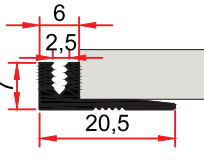




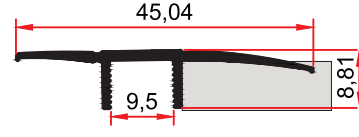
**ST 230**  
0,248 kg/m



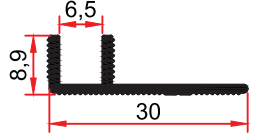
**ST 230 B**  
0,234 kg/m



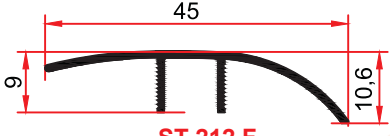
**ST 231**  
0,130 kg/m



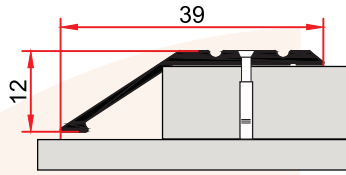
**MP 44**  
0,199 kg/m



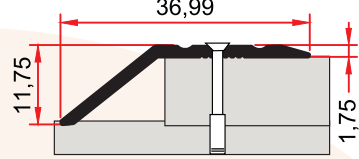
**MP 45**  
0,172 kg/m



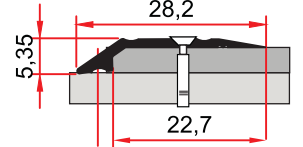
**ST 212 F**  
0,168 kg/m



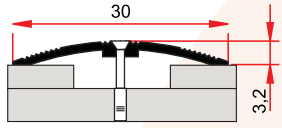
**MP 29**  
0,169 kg/m



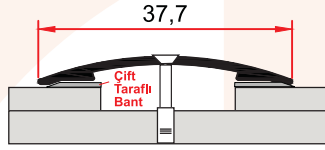
**ST 241 C**  
0,171 kg/m



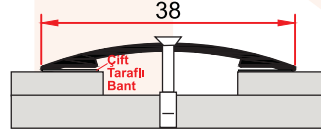
**ST 242**  
0,113 kg/m



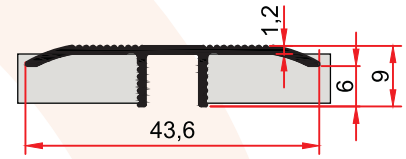
**ST 239 G**  
0,103 kg/m



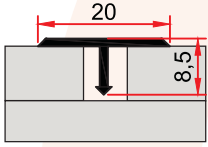
**ST 239 D**  
0,130 kg/m



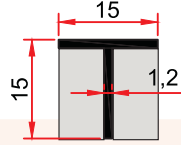
**ST 239 C**  
0,132 kg/m



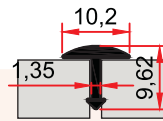
**ST 212 E**  
0,180 kg/m



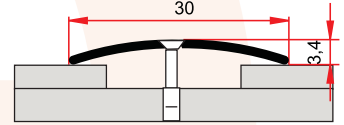
**SM 1022 A**  
0,084 kg/m



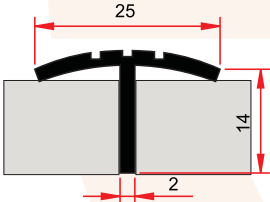
**SM 1022 B**  
0,097 kg/m



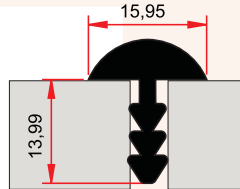
**MP 22**  
0,068 kg/m



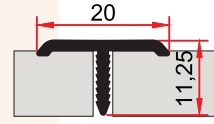
**ST 239 E**  
0,090 kg/m



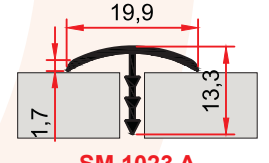
**SM 1023**  
0,188 kg/m



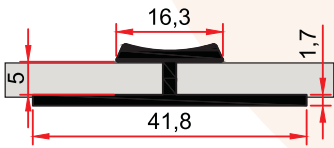
**SM 1023 B**  
0,180 kg/m



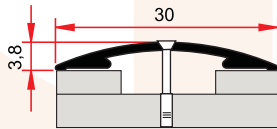
**SM 1022 D**  
0,122 kg/m



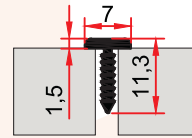
**SM 1023 A**  
0,092 kg/m



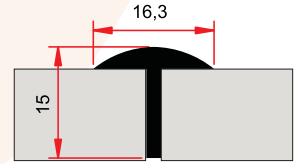
**ST 232 A**  
0,308 kg/m



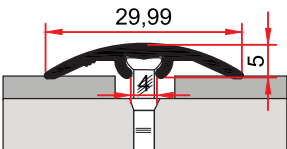
**ST 239 B**  
0,130 kg/m



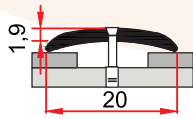
**SM 1023 C**  
0,070 kg/m



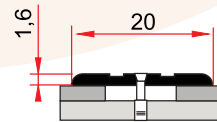
**SM 1093 T**  
0,145 kg/m



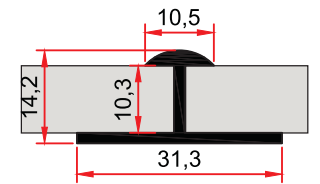
**MP 5**  
0,140 kg/m



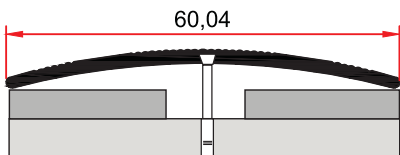
**MP 2**  
0,097 kg/m



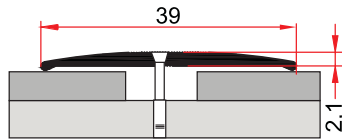
**MP 1**  
0,085 kg/m



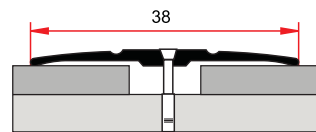
**ST 232**  
0,227 kg/m



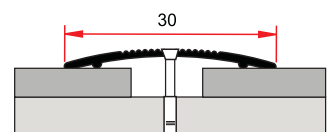
**MP 27**  
0,297 kg/m



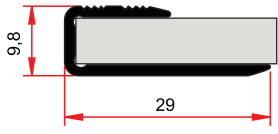
**MP 7**  
0,172 kg/m



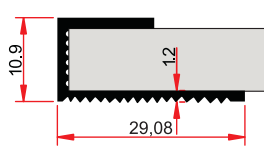
**MP 6**  
0,137 kg/m



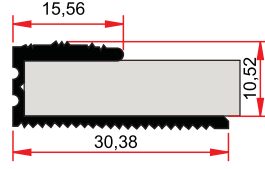
**MP 31**  
0,090 kg/m



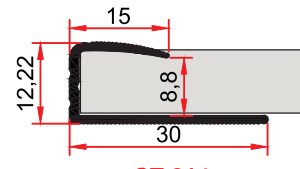
**ST 225 B**  
0,165 kg/m



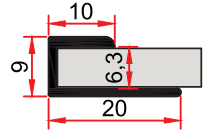
**ST 225 A**  
0,144 kg/m



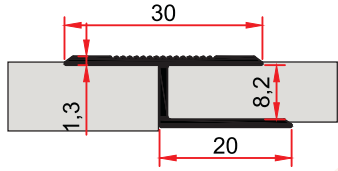
**ST 225**  
0,195 kg/m



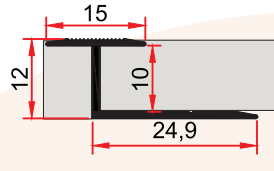
**ST 214**  
0,168 kg/m



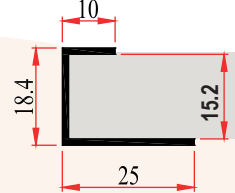
**ST 215**  
0,124 kg/m



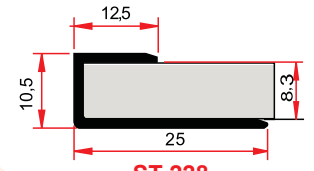
**ST 245**  
0,186 kg/m



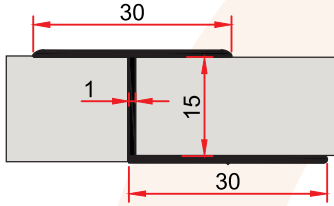
**MP 30**  
0,125 kg/m



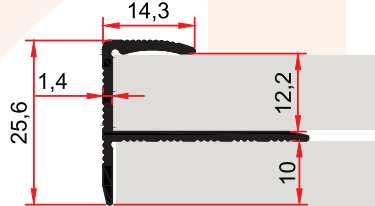
**ST 228 A**  
0,215 kg/m



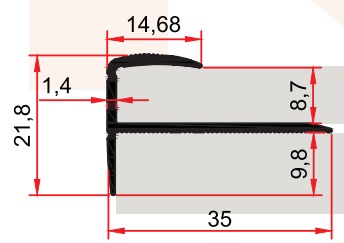
**ST 228**  
0,135 kg/m



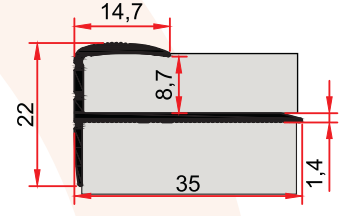
**ST 245 A**  
0,201 kg/m



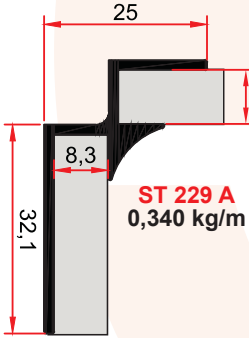
**ST 246 D**  
0,290 kg/m



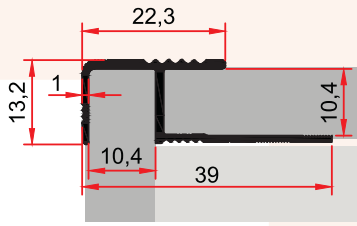
**ST 246 E**  
0,227 kg/m



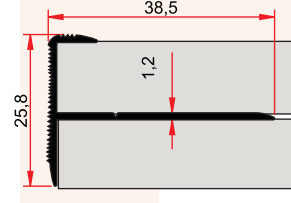
**ST 246 C**  
0,227 kg/m



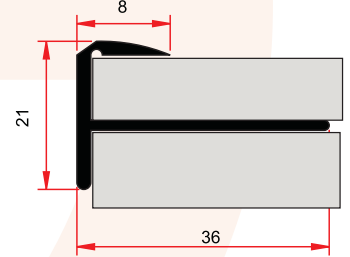
**ST 229 A**  
0,340 kg/m



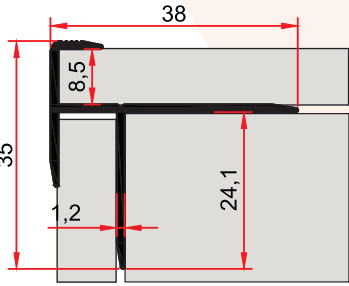
**MP 20**  
0,207 kg/m



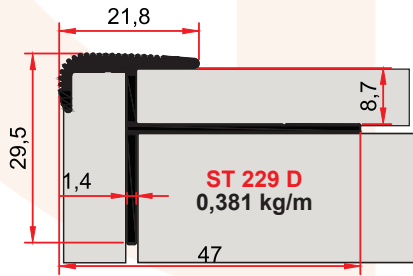
**ST 246 A**  
0,210 kg/m



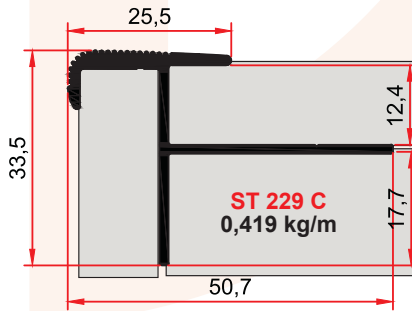
**ST 246**  
0,250 kg/m



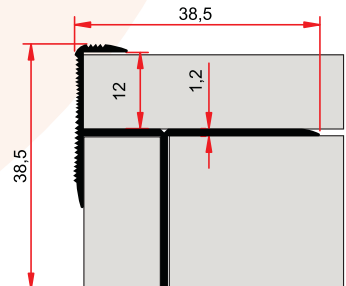
**ST 229**  
0,275 kg/m



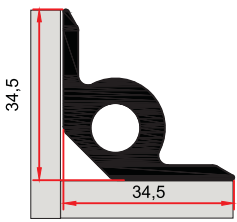
**ST 229 D**  
0,381 kg/m



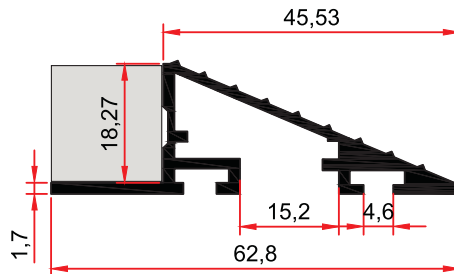
**ST 229 C**  
0,419 kg/m



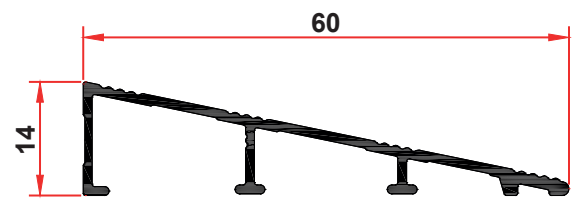
**ST 246 B**  
0,290 kg/m



**SM 2011**  
0,926 kg/m

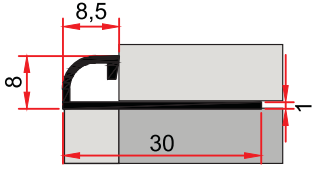


**ST 230 R**  
0,552 kg/m

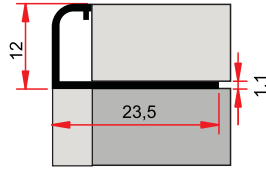


**PRF-30419**  
0,300 Kg/m

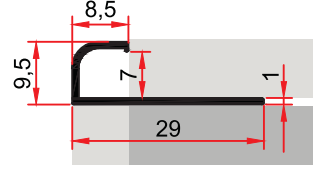
**FAYANS ÇİTALARI - BASAMAK BURUNLUKLARI**  
**CERAMIC COVER & STEPNOSE PROFILES**



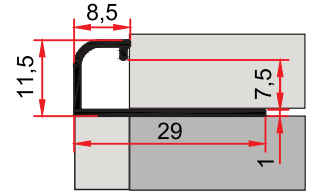
**ST 249**  
0,130 kg/m  
**6'LİK FAYANS ÇİTASI**  
6 MM CERAMIC COVER PROFILE



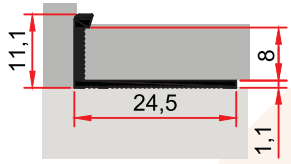
**ST 250 A**  
0,115 kg/m  
**12'LİK FAYANS ÇİTASI**  
12 MM CERAMIC COVER PROFILE



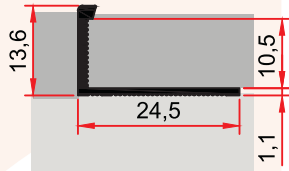
**ST 248**  
0,119 kg/m  
**8'LİK FAYANS ÇİTASI**  
8 MM CERAMIC COVER PROFILE



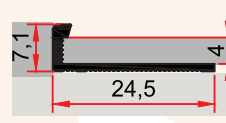
**ST 248 A**  
0,128 kg/m  
**10 luk Fayans Çıtasi**  
10 MM CERAMIC COVER PROFILE



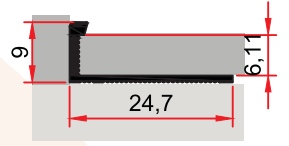
**ST 250 D**  
0,111 kg/m  
**10 luk Basamak Burunluđu**  
10 MM STEPNOSE PROFILE



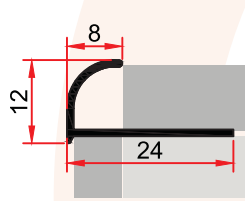
**ST 250 E**  
0,122 kg/m  
**12 lik Basamak Burunluđu**  
12 MM STEPNOSE PROFILE



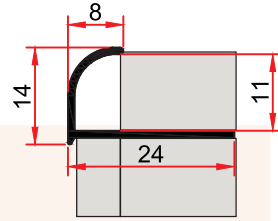
**ST 250 C**  
0,097 kg/m  
**6 lik Basamak Burunluđu**  
6 MM STEPNOSE PROFILE



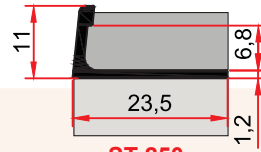
**ST 250 B**  
0,103 kg/m  
**8 lik Basamak Burunluđu**  
8 MM STEPNOSE PROFILE



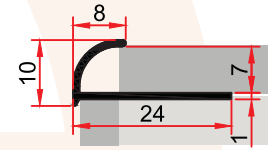
**ST 248 C**  
0,105 kg/m  
**10 luk Fayans Çıtasi**  
10 MM CERAMIC COVER PROFILE



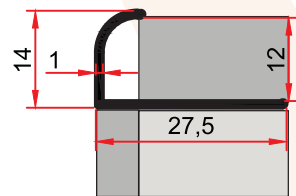
**ST 248 D**  
0,111 kg/m  
**12 lik Fayans Çıtasi**  
12 MM CERAMIC COVER PROFILE



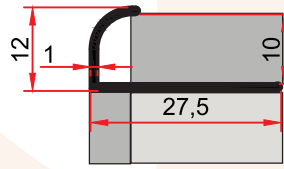
**ST 250**  
0,124 kg/m  
**Basamak Burunluđu**  
STEPNOSE PROFILE



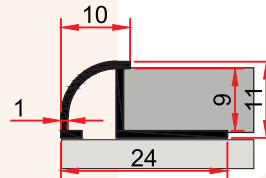
**ST 248 B**  
0,100 kg/m  
**8 lik Fayans Çıtasi**  
8 MM CERAMIC COVER PROFILE



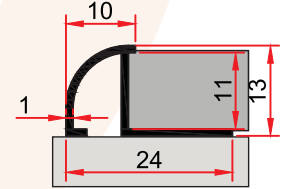
**MP 25**  
0,119 kg/m



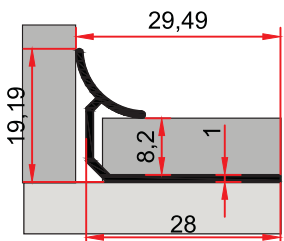
**MP 26**  
0,114 kg/m



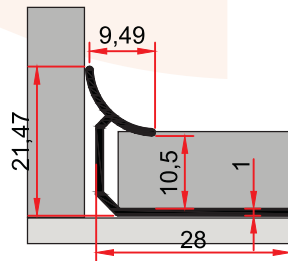
**ST 248 E**  
0,119 kg/m



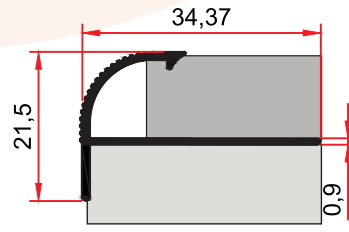
**ST 248 F**  
0,130 kg/m



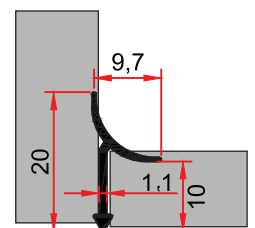
**MP 255 C**  
0,142 kg/m  
**Fayans İç Köşe 8 Luk**  
8 MM CERAMIC COVER PROFILE INNER



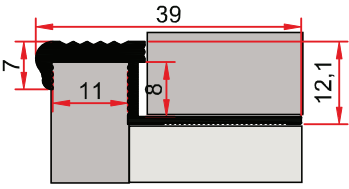
**MP 255 D**  
0,149 kg/m  
**Fayans İç Köşe 10 Luk**  
10 MM CERAMIC COVER PROFILE INNER



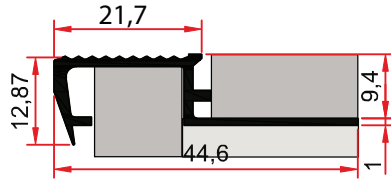
**ST 255**  
0,184 kg/m  
**Basamak Burunluđu**  
STEPNOSE PROFILE



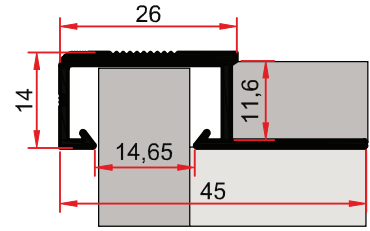
**MP 28**  
0,079 kg/m



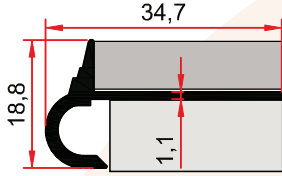
**ST 253 D**  
0,173 kg/m  
Basamak Burunluğu  
STEPNOSE PROFILE



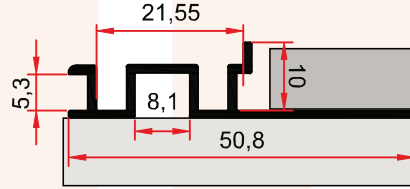
**ST 253**  
0,257 kg/m  
Basamak Burunluğu  
STEPNOSE PROFILE



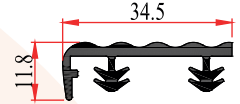
**ST 253 A**  
0,289 kg/m  
Basamak Burunluğu  
STEPNOSE PROFILE



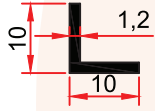
**ST 253 C**  
0,216 kg/m  
Süslü Basamak Burunluğu  
STEPNOSE PROFILE



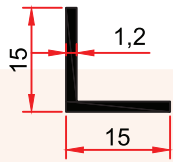
**ST 253 B**  
0,259 kg/m  
10 mm. Fitilli Basamak Burunluğu  
STEPNOSE PROFILE WITH WICK



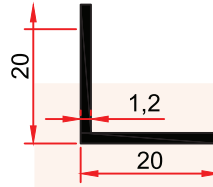
**ST 253 B FITİL**



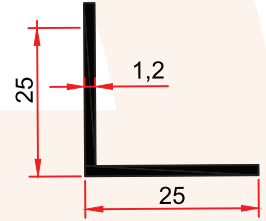
**ST 234 A**  
0,061 kg/m



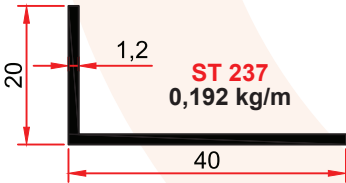
**ST 234**  
0,093 kg/m




**ST 235**  
0,124 kg/m



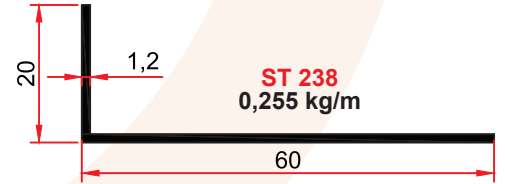
**ST 236**  
0,158 kg/m



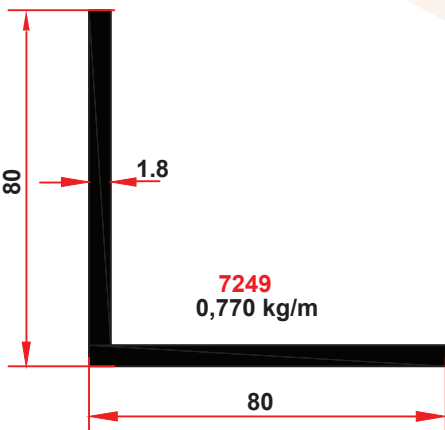
**ST 237**  
0,192 kg/m



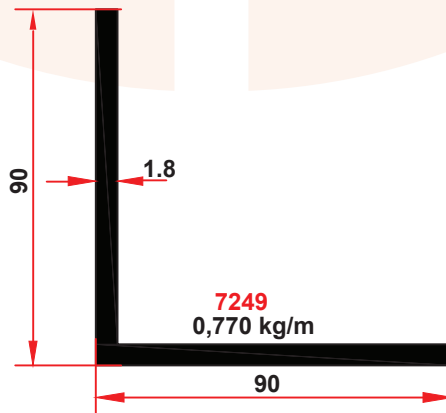
**9458**  
0,260 kg/m



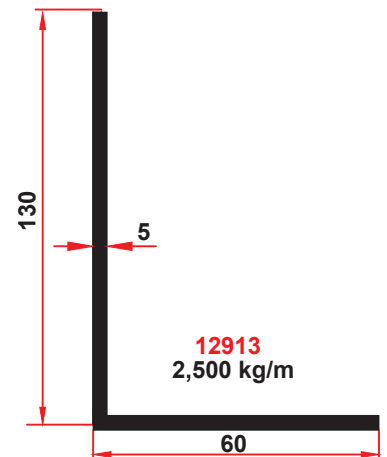
**ST 238**  
0,255 kg/m



**7249**  
0,770 kg/m

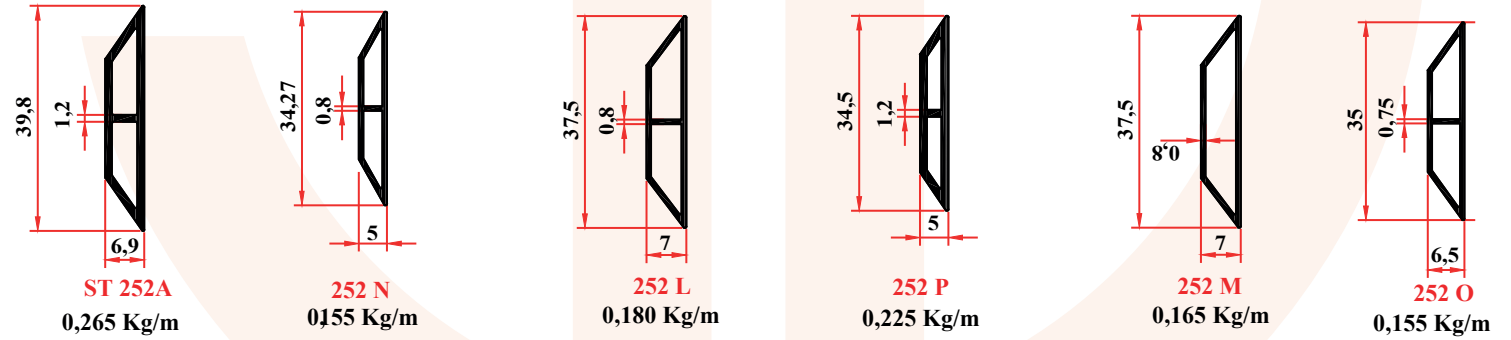
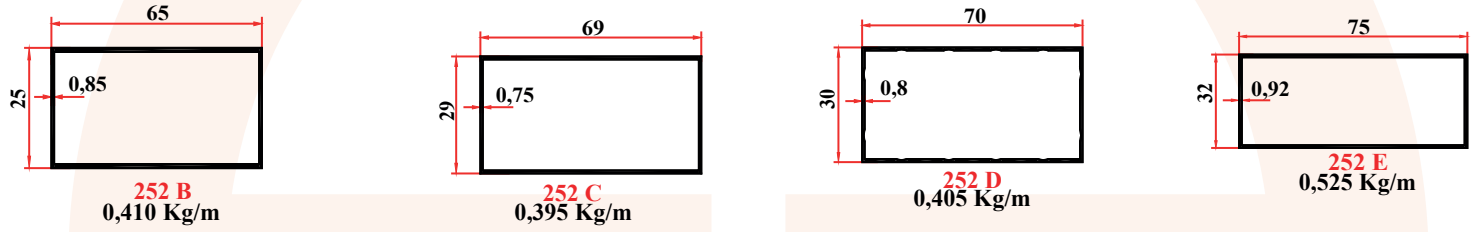
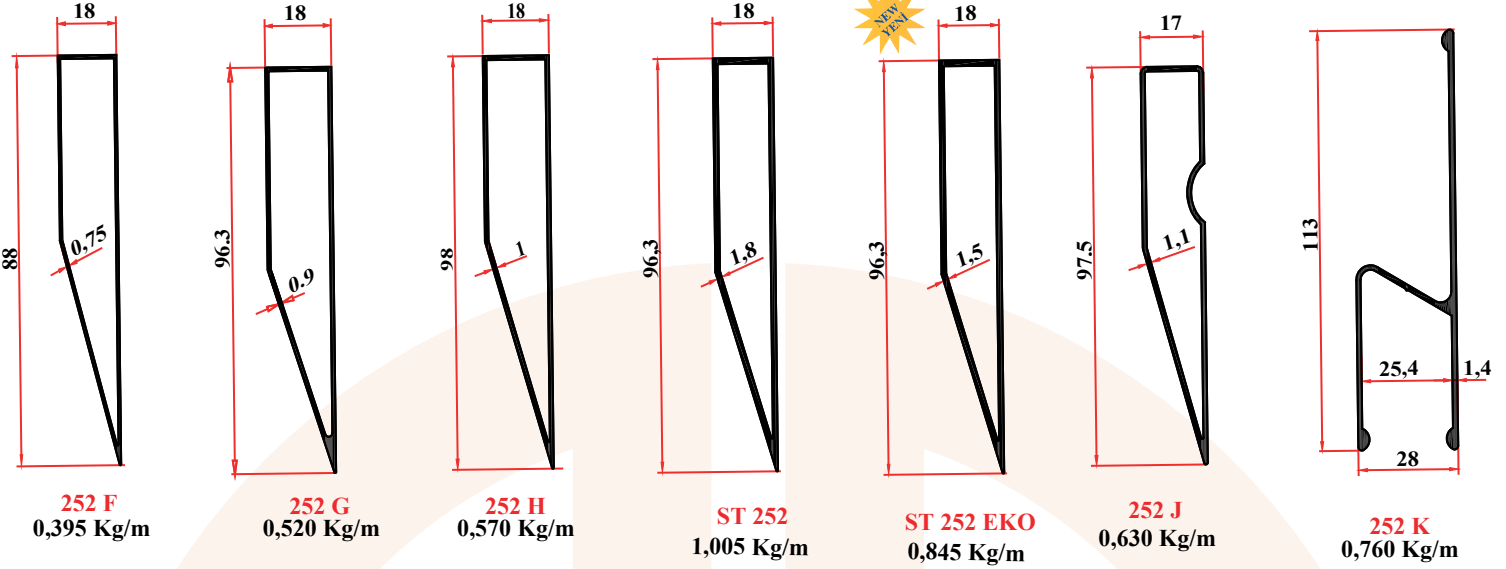


**7249**  
0,770 kg/m



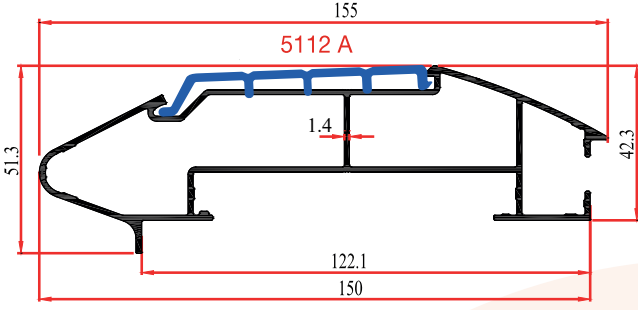
**12913**  
2,500 kg/m

**MASTAR PROFİLLERİ ve ANO ÇİTALARI MASTER PROFILES AND ANO LATHS**

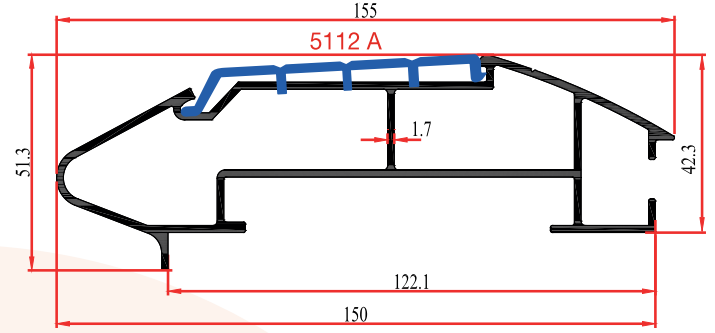




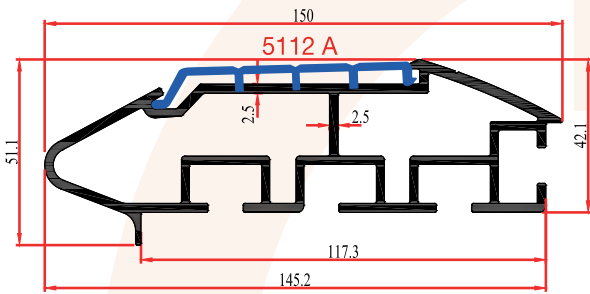
**KASA ALTI PROFİLLERİ VE AKSESUARLARI CASH REGISTER PROFILES AND ACCESSORIES**



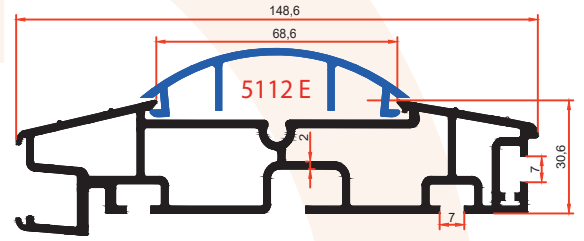
**5112 B EKO**  
**1,730 Kg/m**  
**Yazar Kasa Tampon Profili**




**5112 B**  
**2,040 Kg/m**  
**Yazar Kasa Tampon Profili**



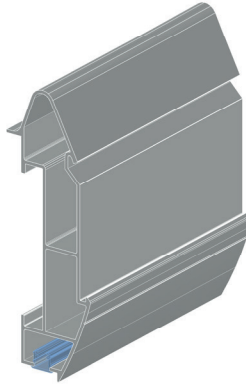
**5112**  
**3,245 Kg/m**  
**Yazar Kasa Tampon Profili**



**5112 C**  
**2,824 Kg/m**  
**Yazar Kasa Tampon Profili**



**5112 - 5112 B - 5112 B EKO**  
**LED KAPAĞI (MA 4-03)**




**5112 D**  
Yazar Kasa PVC  
Tampon Plastiği



**5112 E**  
Yazar Kasa PVC  
Tampon Plastiği



**5112 A**  
Yazar Kasa PVC Tampon Plastiği  
(İstenilen Renkte Yapılabilir)




**5112**  
Yazarkasa İç - Dış  
Köşe



**5112**  
Yazarkasa Bitimi  
Sağ-Sol



**5112 B**  
Yazarkasa Bitimi  
Sağ - Sol



**5112 C**  
Dış köşe



**Yazarkasa Bitimi**  
Sağ - Sol



**5112 B**  
Yazarkasa İç - Dış  
Köşe



**Yazarkasa**  
**Montaj Aparatı**




**Yazarkasa Alt Bant**  
**Tamburları**



**Yazarkasa Bant Pedalı**



**Yazarkasa Kumanda Panosu**

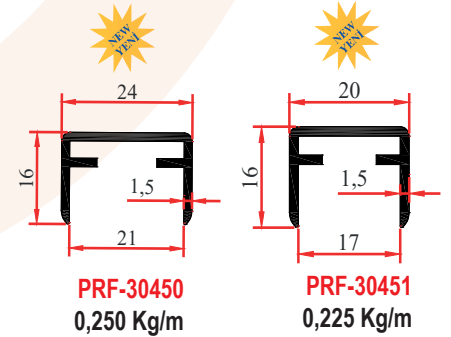
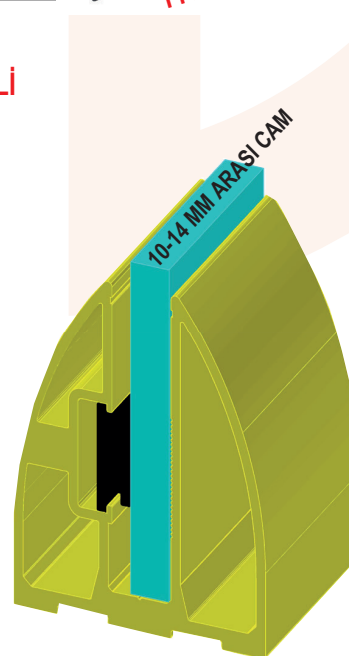
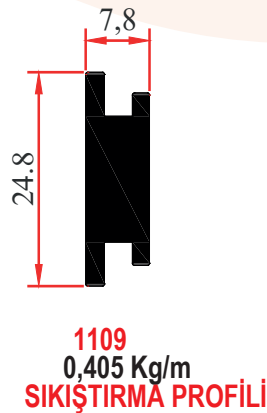
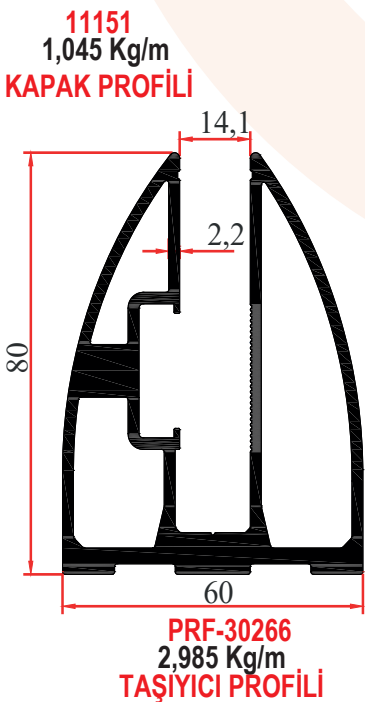
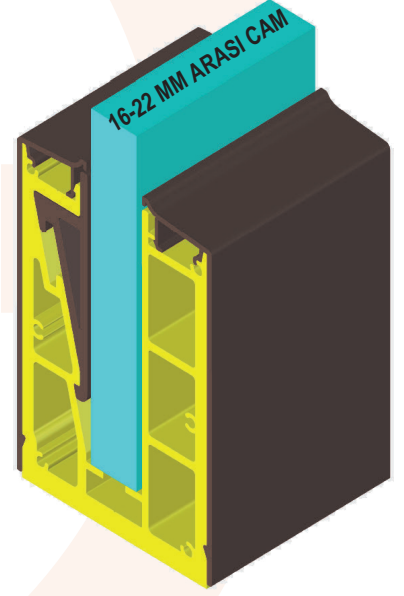

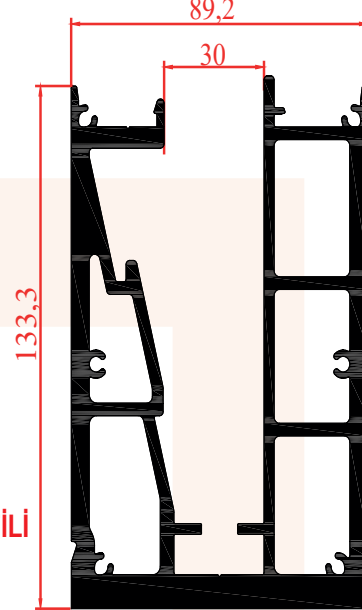
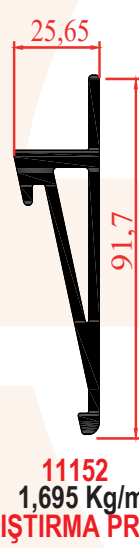

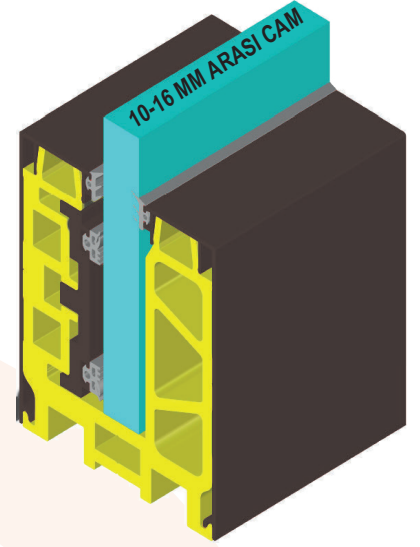
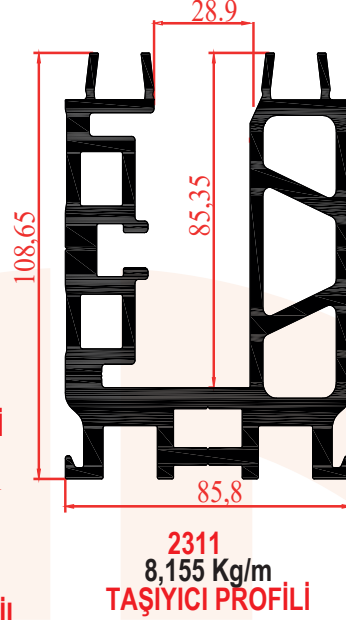
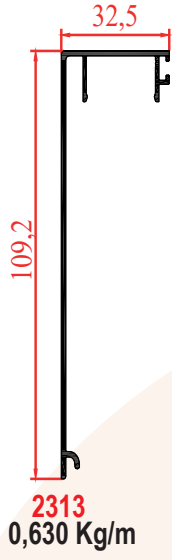
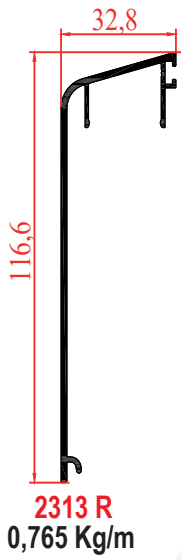


**Yazarkasa Motor**

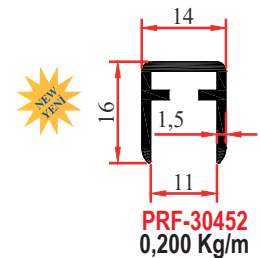


**55-110 cm**  
**Yazarkasa Bitimi**

**CAM KÜPEŞTE SİSTEMLERİ GLASS HANDRAIL SYSTEMS**



**CAM ÜSTÜ KAPAMA PROFİLLERİ**



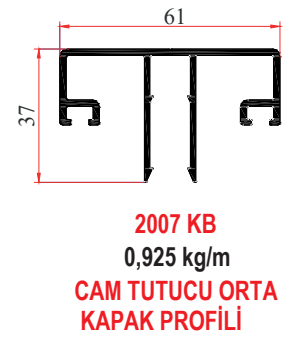
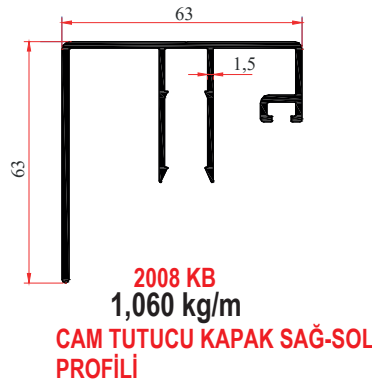
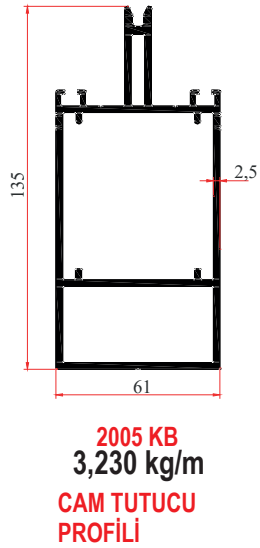
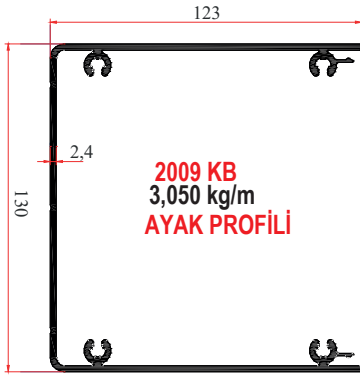
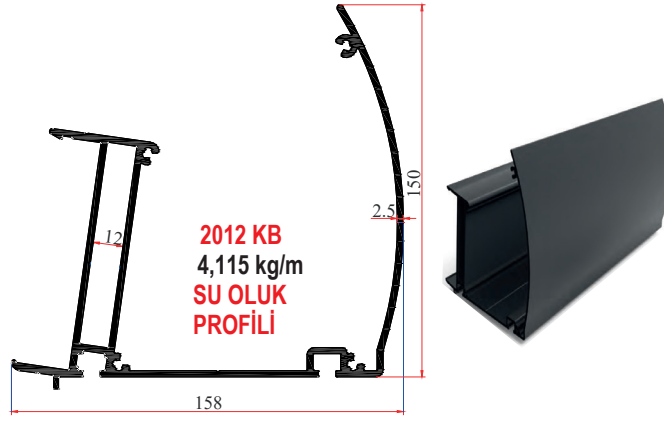
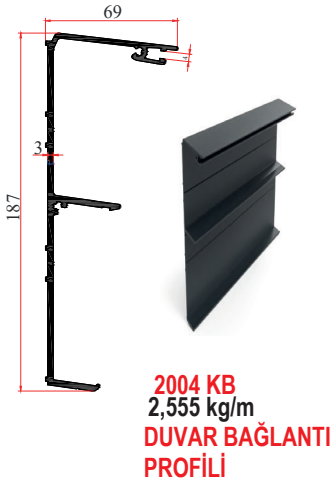


**KIŞ BAHÇESİ SİSTEMİ**

**WINTER GARDEN SYSTEM**










**AYAK ÜST BAĞLANTI  
APARATI**



**AYAK ALT BAĞLANTI  
APARATI**



**ARKA ASKI PROFİL  
KAPAK SACI**



**SU OLUK PROFİL  
KAPAK SACI**



**CAM TAŞIYICI PROFİL  
KAPAK SACI**



**OLUK ve DİREK  
BİRLEŞTİRME LAMASI**



**EPDM BASKICI CONTASI  
TAŞIYICI BİNİ FİTİLİ**



**EPDM BASKICI CONTASI  
ARKA TAŞIYICI BİNİ FİTİLİ**




**75 MM FİLTRE**



**50 MM PVC BORU**

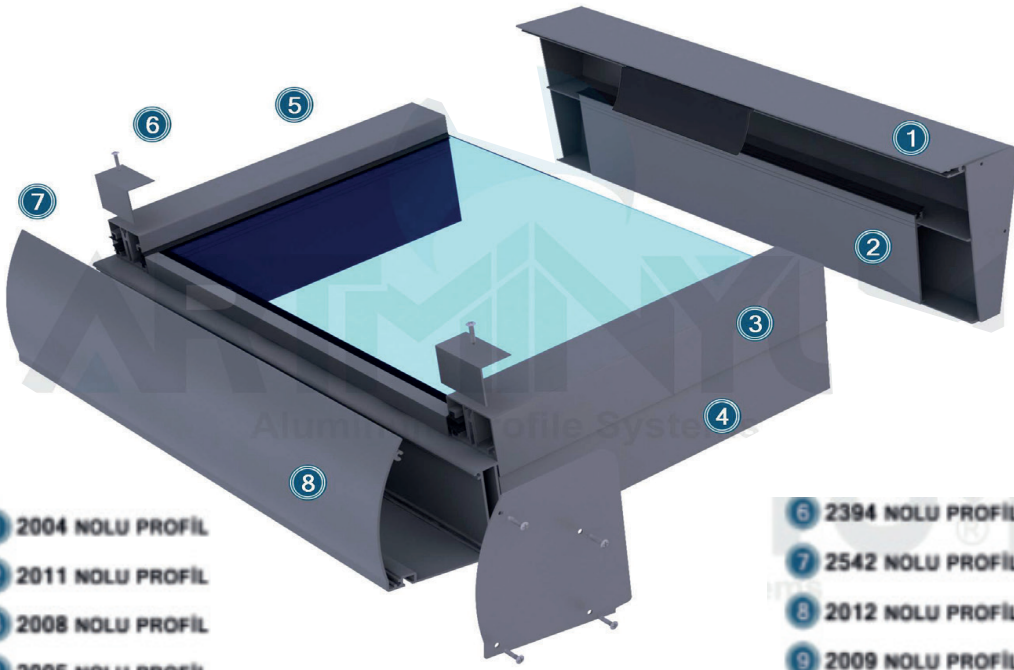


**50 MM PVC DİRSEK**


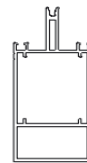
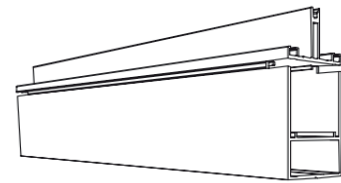
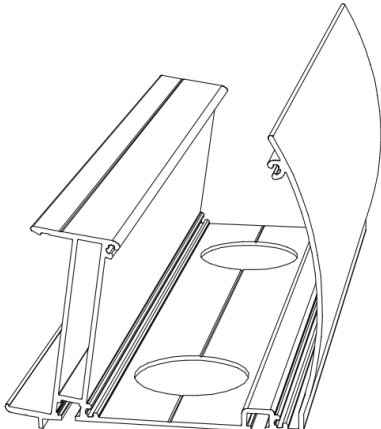
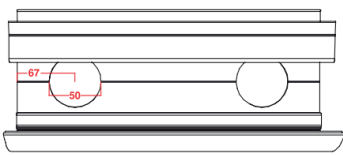
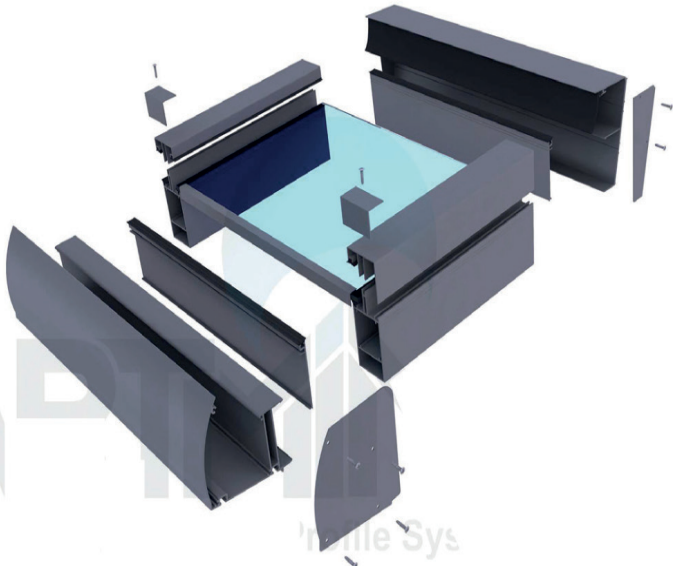


**MONTAJ VİDALARI**

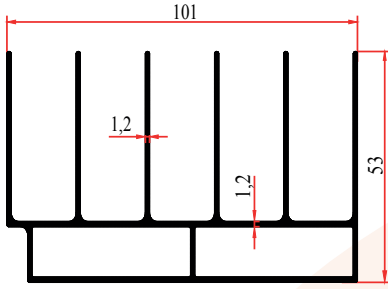




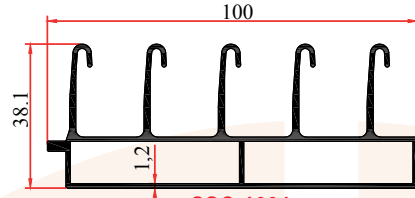
- 6 2394 NOLU PROFİL  
7 2542 NOLU PROFİL  
8 2012 NOLU PROFİL  
9 2009 NOLU PROFİL  
10 2010 NOLU PROFİL



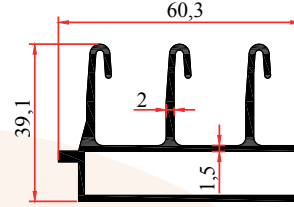
## CAM SÜRME SERİSİ GLASS SLIDING PROFİLES



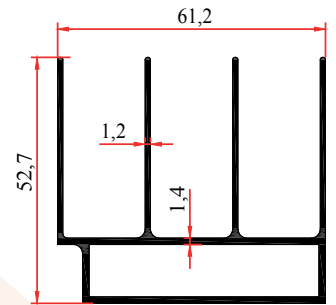
**SSC-1000**  
1,550 Kg/m  
SÜRME ÜST RAY



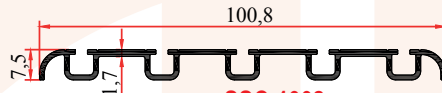
**SSC-1001**  
1,410 Kg/m  
EŞİKLİ ALT RAY



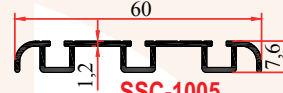
**SSC-1004**  
1,070 Kg/m  
EŞİKLİ ALT RAY



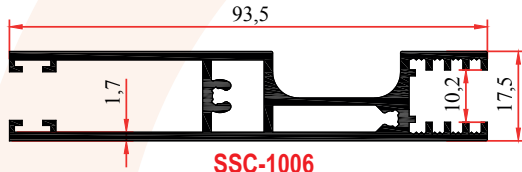
**SSC-1003**  
1,050 Kg/m  
SÜRME ÜST RAY



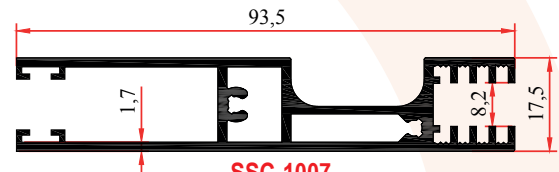
**SSC-1002**  
0,620 Kg/m  
EŞİKSİZ ALT RAY



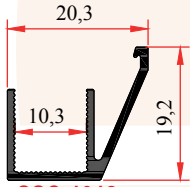
**SSC-1005**  
0,370 Kg/m  
EŞİKSİZ ALT RAY



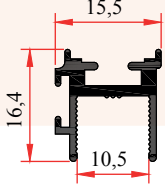
**SSC-1006**  
1,220 Kg/m  
SÜRME ALT ETEK-10MM



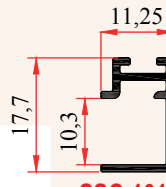
**SSC-1007**  
1,250 Kg/m  
SÜRME ALT ETEK-8MM



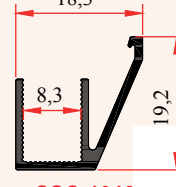
**SSC-1012**  
0,170 Kg/m  
KENETLİ ÇONTA  
ALM-10MM



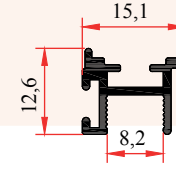
**SSC-1008**  
0,170 Kg/m  
SÜRME ÜST  
ETEK-10MM



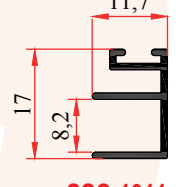
**SSC-1010**  
0,130 Kg/m  
CAM FİTİLLİ  
ALM-10MM




**SSC-1013**  
0,165 Kg/m  
KENETLİ ÇONTA  
ALM-8MM



**SSC-1009**  
0,150 Kg/m  
SÜRME ÜST  
ETEK-8MM




**SSC-1011**  
0,120 Kg/m  
CAM FİTİLLİ  
ALM-8MM




**HCS-111** SÜRME  
ÜST TEKER



**HCS-112** 5'Lİ  
KÖŞE TAKOZU



**HCS-113** EŞİKLİ  
ALT TEKER



**HCS-114** SOL  
EŞİKLİ ÇEKME KAPAK-1



**HCS-115** SAĞ  
EŞİKLİ ÇEKME KAPAK-2



**HCS-116**  
METAL İÇ KİLİT



**HCS-117**  
METAL DİŞ KİLİT




**HCS-116**  
PLATİK İÇ KİLİT



**HCS-117**  
PLATİK DİŞ KİLİT



**HCS-118**  
EŞİKSİZ ALT TEKER




**HCS-119**  
EŞİKSİZ ÇEKME KAPAK



**HCS-120**  
EŞİKSİZ ÇEKME KİLİT




**HCS-121**  
EŞİKSİZ KİLİT



**HCS-12**  
LİKYA KULP KİLİT



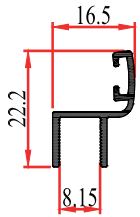
**HCS-125**  
EŞİKLİ ALIN ALINA KAPAK



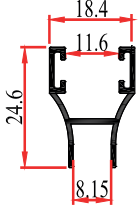
**HCS-126**  
3'LÜ KÖŞE TAKOZU

**CAM BALKON ve SİNEKLİK PROFİLLERİ**

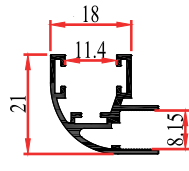
**GLASS BALCONY & FLYSCREEN PROFILES**



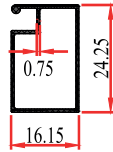
**4166 CB - 0,175 Kg/m**  
ALÜMİNYUM  
CAM H 8MM



**4825 CB - 0,210 Kg/m**  
ALÜMİNYUM  
CAM H 8\*10MM



**4249 CB - 0,210 Kg/m**  
ALÜMİNYUM  
CAM H 8\*10MM KÖŞE



**PRF-30073**  
0,185 Kg/m



SİNEKLİK 17\*25 TUTAMAK  
KAHVERENGİ - BEYAZ



SİNEKLİK 17\*25 MENTEŞE  
KAHVERENGİ - BEYAZ



SİNEKLİK 17\*25 KÖŞE  
KAHVERENGİ - BEYAZ



SİNEKLİK 17\*25  
ÇIT ÇIT  
KAHVERENGİ - BEYAZ



SİNEKLİK 17\*25 KÖŞE MUKAVEMET  
KAHVERENGİ - BEYAZ



SİNEKLİK 20\*40 KÖŞE  
TAKOZU 90 DERECE  
KAHVERENGİ - BEYAZ



SİNEKLİK ÇEKME  
APARATI

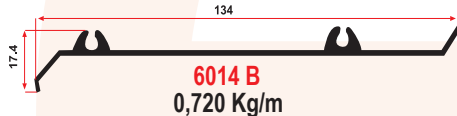


SİNEKLİK TELİ

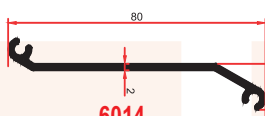


SİNEKLİK FİTİLİ (KİLİT FİTİLİ)

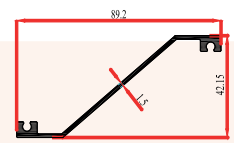
**MENFEZ PROFİLLERİ VENT PROFILES**



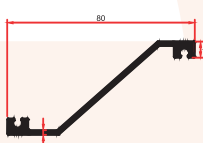
**6014 B**  
0,720 Kg/m



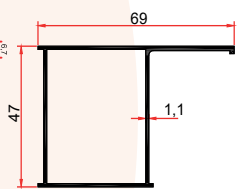
**6014**  
0,520 Kg/m



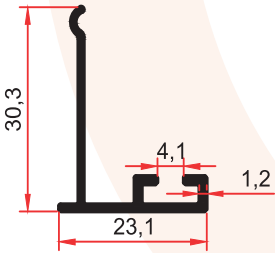
**4502**  
0,600 Kg/m



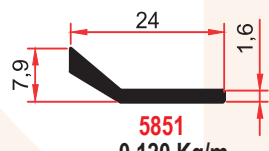
**6014 A**  
0,685 Kg/m



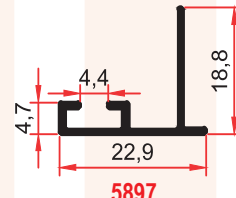
**4530**  
0,630 Kg/m



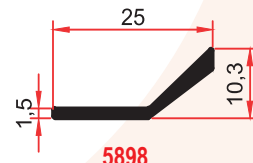
**5895**  
0,175 Kg/m



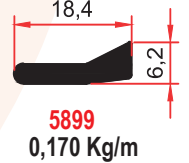
**5851**  
0,120 Kg/m



**5897**  
0,110 Kg/m



**5898**  
0,125 Kg/m



**5899**  
0,170 Kg/m



**7'lik**  
Hazır menfez 7\*25 cm Hazır menfez 7\*30 cm Hazır menfez 7\*35 cm Hazır menfez 7\*40 cm Hazır menfez 7\*45 cm Hazır menfez 7\*50 cm Hazır menfez 7\*55 cm Hazır menfez 7\*60 cm Hazır menfez 7\*65 cm Hazır menfez 7\*70 cm Hazır menfez 7\*75 cm Hazır menfez 7\*80 cm Hazır menfez 7\*85 cm Hazır menfez 7\*90 cm



**12'lik**  
Hazır menfez 12\*25 cm Hazır menfez 12\*30 cm Hazır menfez 12\*35 cm Hazır menfez 12\*40 cm Hazır menfez 12\*45 cm Hazır menfez 12\*50 cm Hazır menfez 12\*55 cm Hazır menfez 12\*60 cm Hazır menfez 12\*65 cm Hazır menfez 12\*70 cm Hazır menfez 12\*75 cm Hazır menfez 12\*80 cm Hazır menfez 12\*85 cm Hazır menfez 12\*90 cm Hazır menfez 12\*95 cm Hazır menfez 12\*100 cm Hazır menfez 12\*105 cm Hazır menfez 12\*110 cm Hazır menfez 12\*115 cm Hazır menfez 12\*120 cm

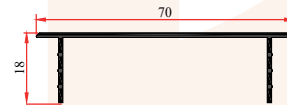


**20'lik**  
Hazır menfez 20\*25 cm Hazır menfez 20\*30 cm Hazır menfez 20\*35 cm Hazır menfez 20\*40 cm Hazır menfez 20\*45 cm Hazır menfez 20\*50 cm Hazır menfez 20\*55 cm Hazır menfez 20\*60 cm Hazır menfez 20\*65 cm Hazır menfez 20\*70 cm Hazır menfez 20\*75 cm Hazır menfez 20\*80 cm Hazır menfez 20\*85 cm Hazır menfez 20\*90 cm Hazır menfez 20\*95 cm Hazır menfez 20\*100 cm Hazır menfez 20\*105 cm Hazır menfez 20\*110 cm Hazır menfez 20\*115 cm Hazır menfez 20\*120 cm

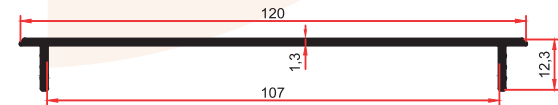


**LİNER MENFEZ**

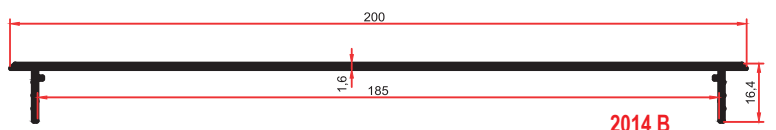
İstenilen ölçüye göre menfez yapılabilir



**2014**  
0,325 Kg/m



**2014 A**  
0,495 Kg/m


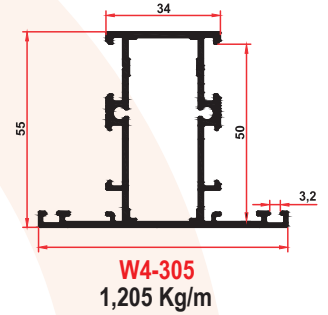
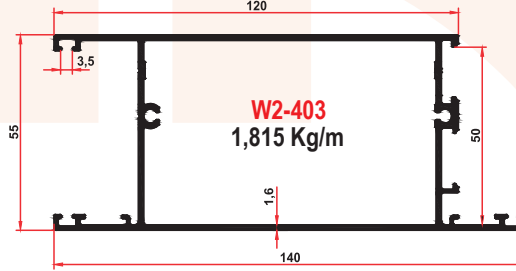
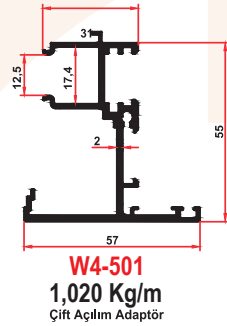
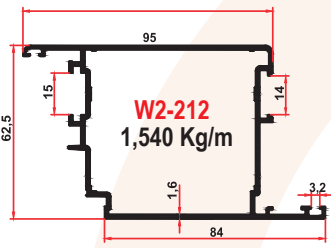
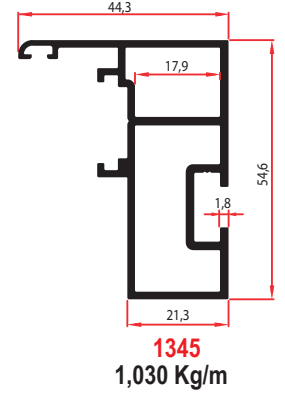
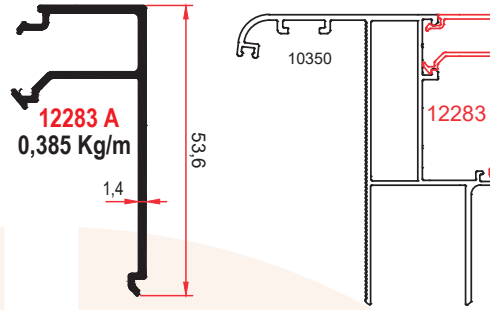
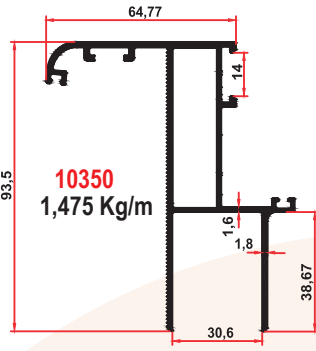
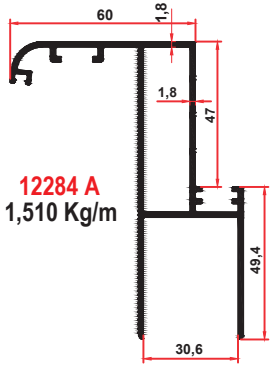


**2014 B**  
0,975 Kg/m





**KAPI KASASI PROFİLLERİ DOORCASE PROFILES**



Pencere profili kapı menteşesi (XL)  
max.100 kg  
window profile 2-leaf hinge for doors  
**D-812-A**



**D-827-A**



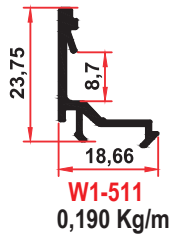
kilit karşılığı  
lock plate

D-851 (ithal)  
D-851-a (yerli) naturel

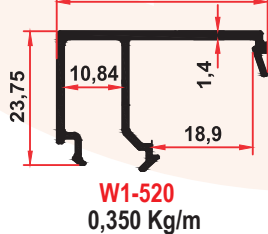
Cam Dış Fıtılı Cam Dış Fıtılı Kanat Fıtılı  
**W-701 W-704 W-703**



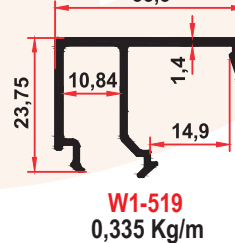
Cam Arası jaluzi için



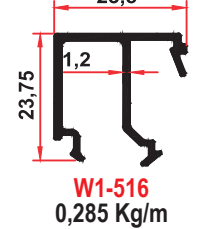
4mm Cam İçin  
39,5



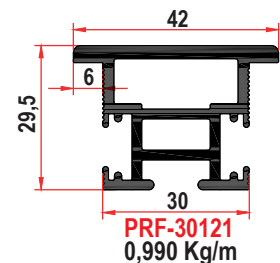
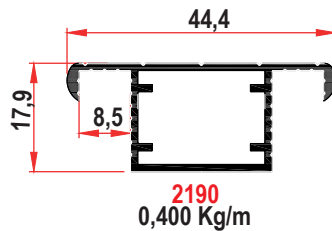
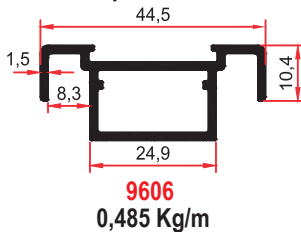
6mm Cam İçin  
35,5



20mm Isıscam Çıtası  
23,5

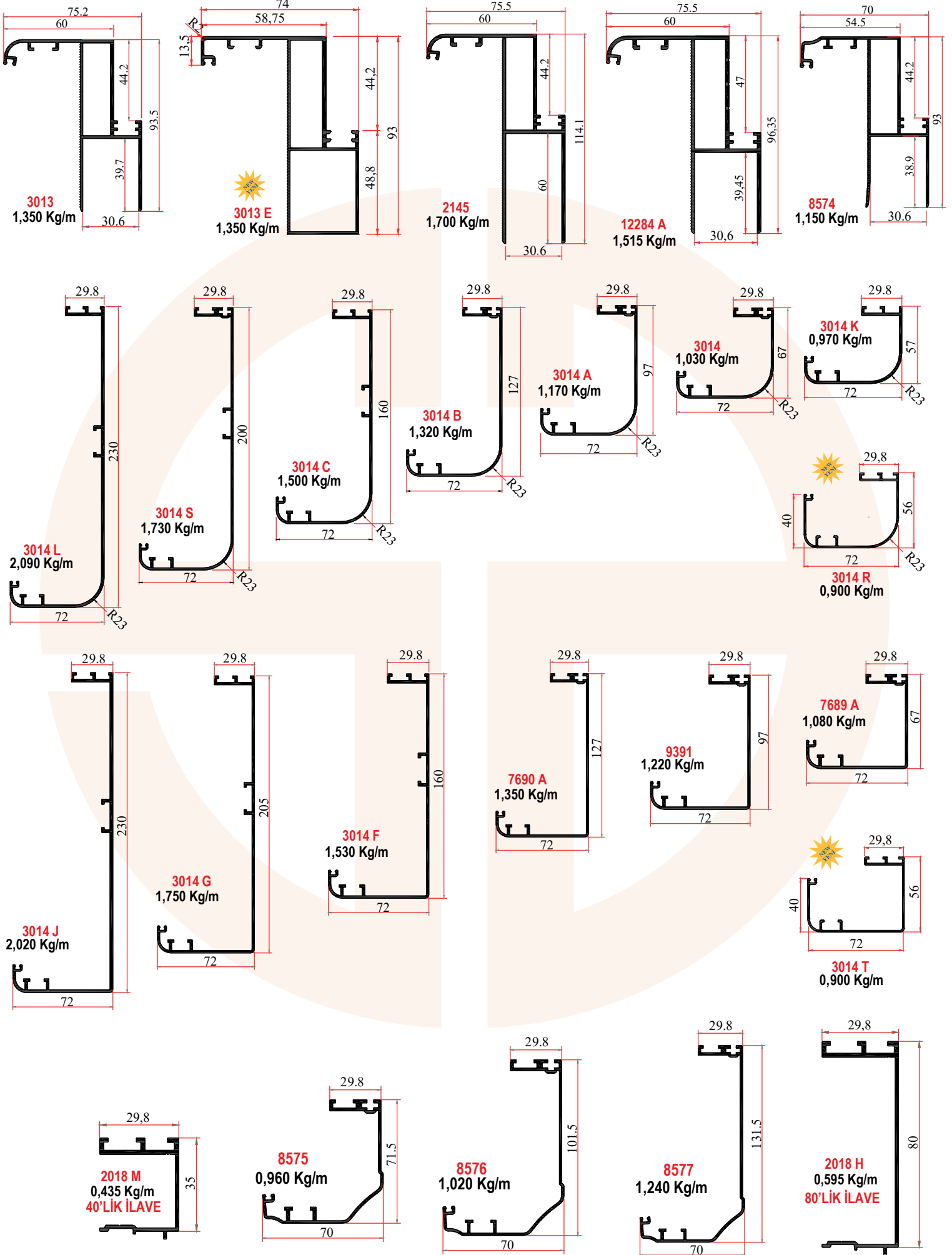


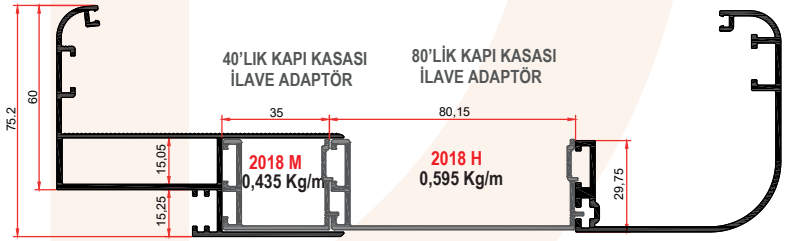
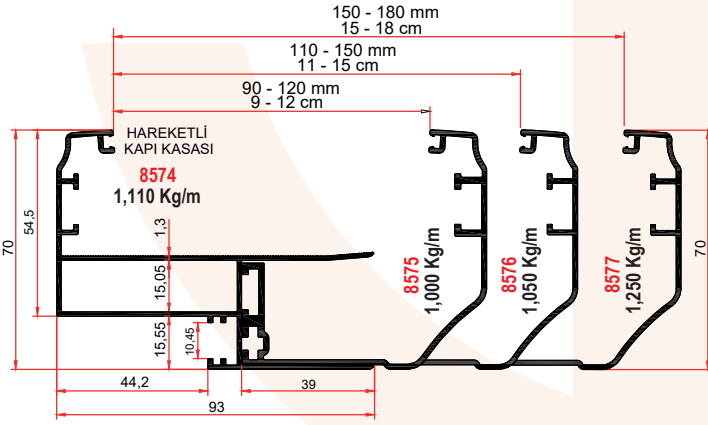
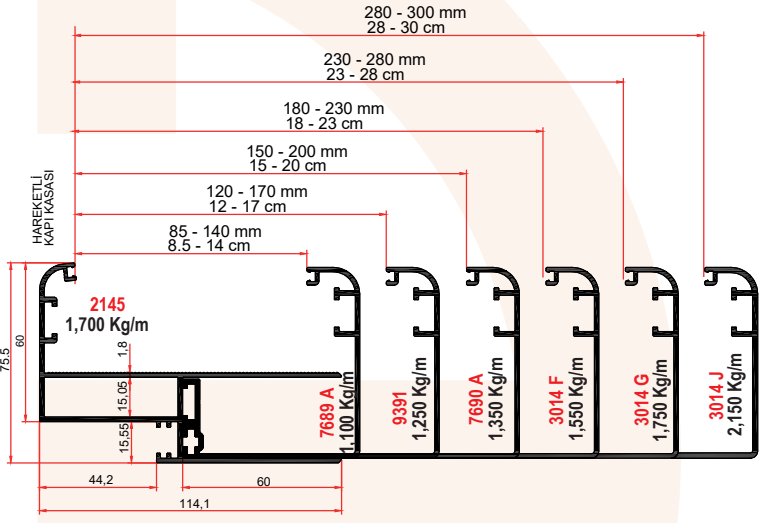
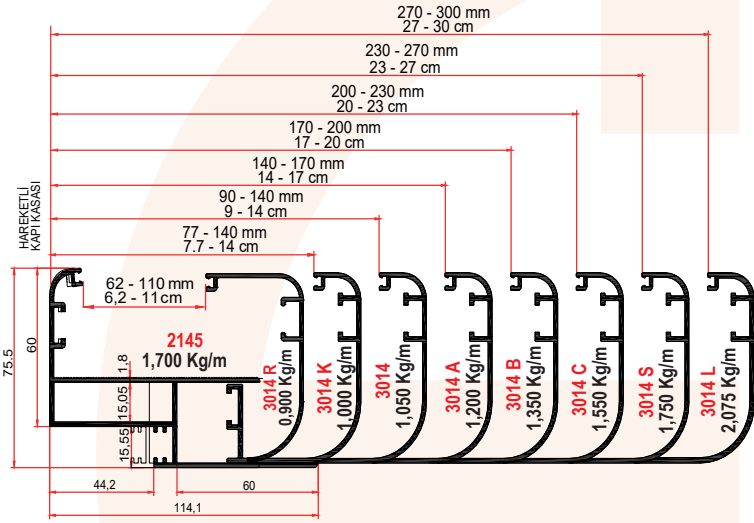
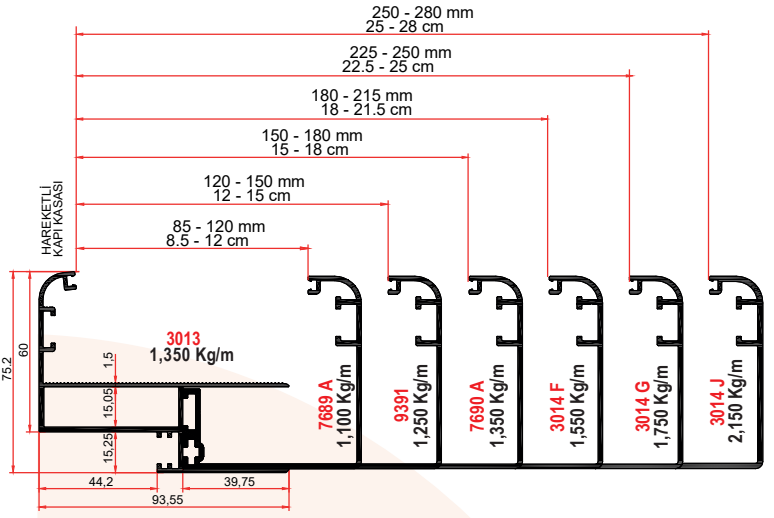
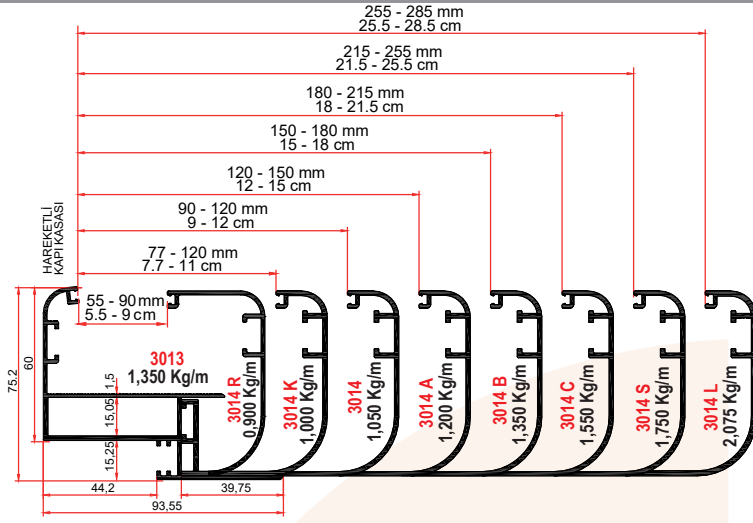
Kapı Kanadı











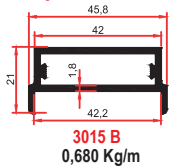
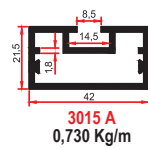
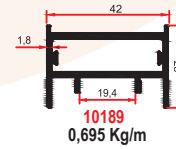
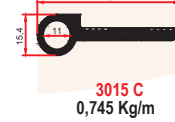
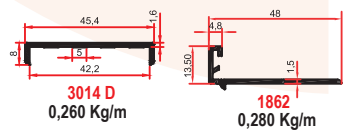
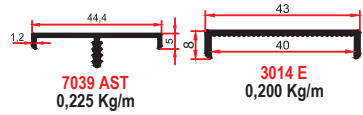
LAMİNAT KAPI KENARI

LAMİNAT ÇİFT KAPI ADAPTÖRÜ

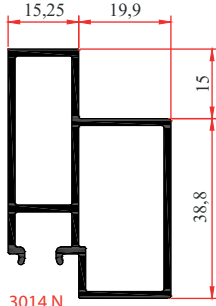
KAPI KASA MENTEŞE

CAM KAPI KANADI

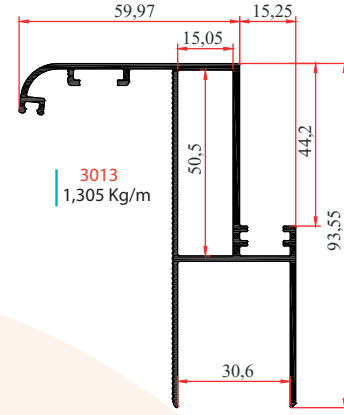
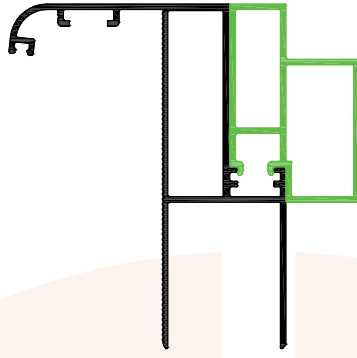
AHŞAP KAPI KANADI



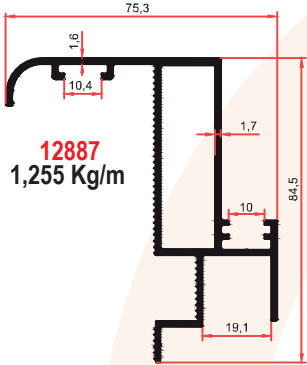
**KAPI KASASI PROFİLLERİ DOORCASE PROFILES**



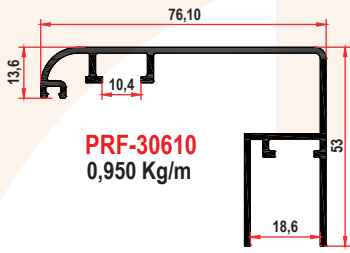
**3014 N**  
0,845 Kg/m  
ÇARPMA KAPI MENTEŞE  
BAĞLANTI PARÇASI



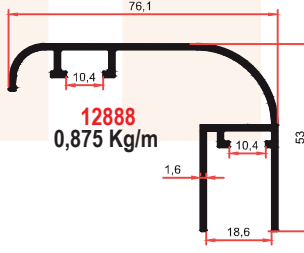
**3013**  
1,305 Kg/m



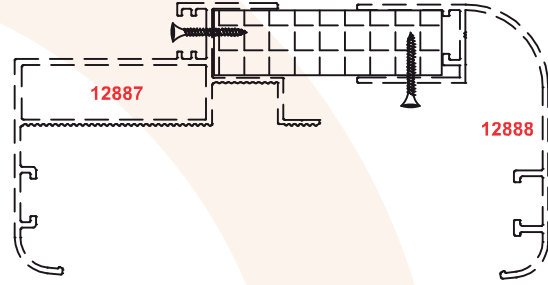
**12887**  
1,255 Kg/m



**PRF-30610**  
0,950 Kg/m

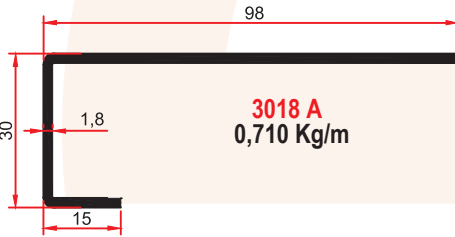


**12888**  
0,875 Kg/m

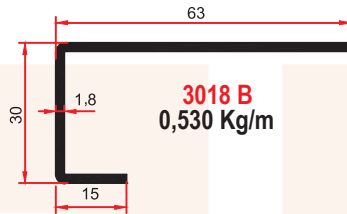


**12887**

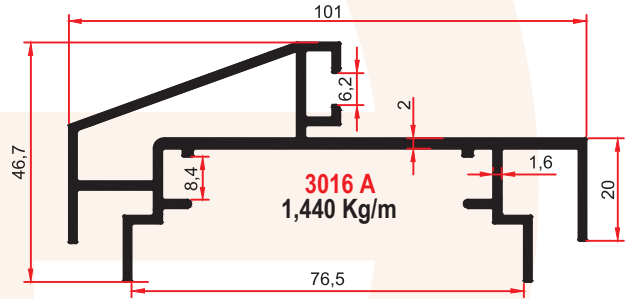
**12888**



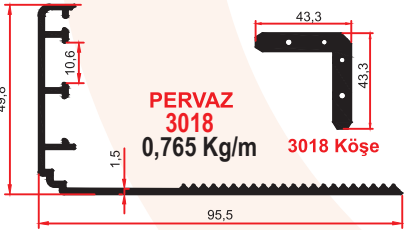
**3018 A**  
0,710 Kg/m



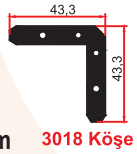
**3018 B**  
0,530 Kg/m



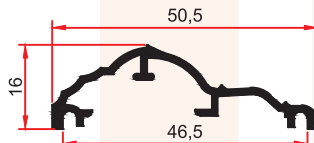
**3016 A**  
1,440 Kg/m



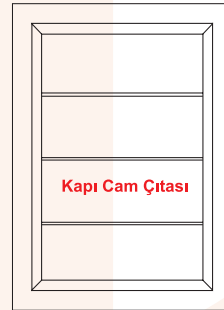
**PERVAZ 3018**  
0,765 Kg/m



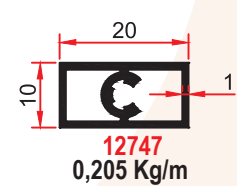
**3018 Köşe**



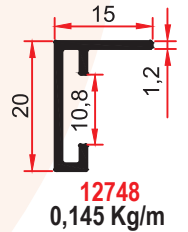
**1098**  
0,310 Kg/m  
KAPI SÜS ÇİTASI



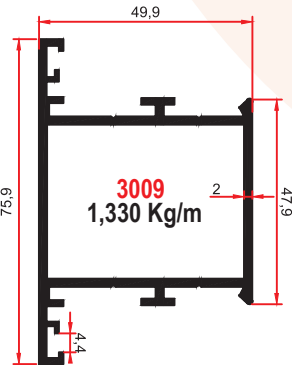
Kapı Cam Çıtası



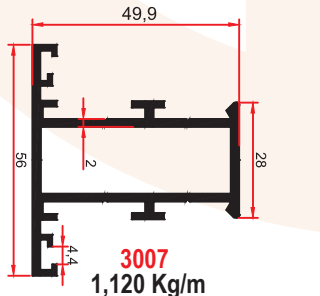
**12747**  
0,205 Kg/m



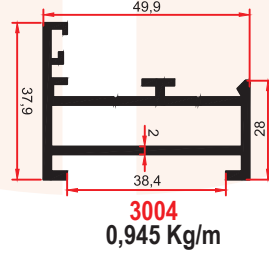
**12748**  
0,145 Kg/m



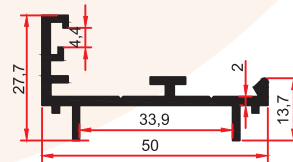
**3009**  
1,330 Kg/m



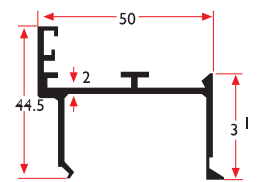
**3007**  
1,120 Kg/m



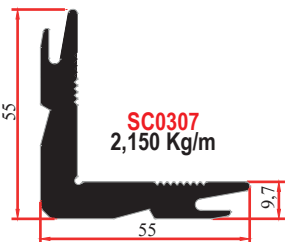
**3004**  
0,945 Kg/m




**3005**  
0,545 Kg/m



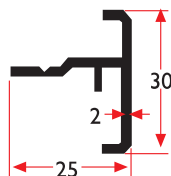
**3008**  
0,815 Kg/m



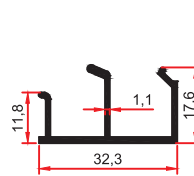
**SC0307**  
2,150 Kg/m



**7575-1007 B**  
ORTA KAYIT BAĞLANTI



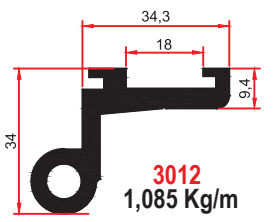
**3006**  
0,370 Kg/m



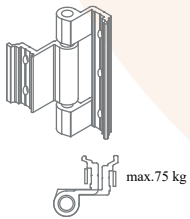
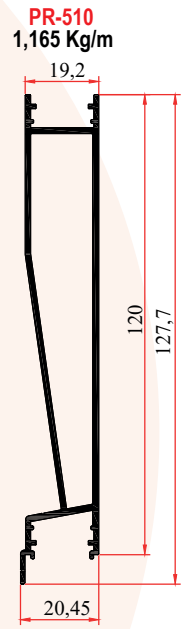
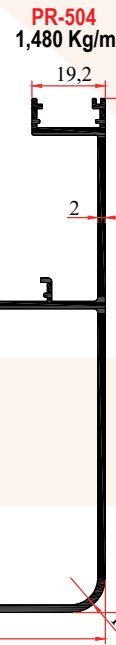
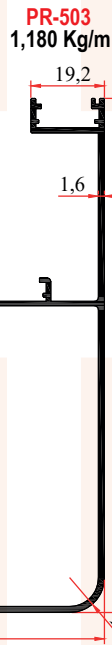
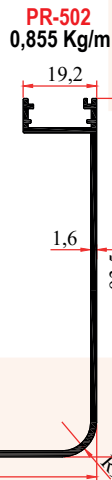
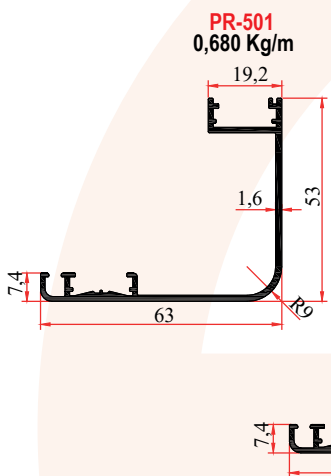
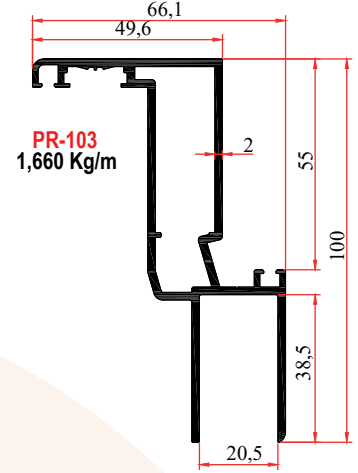
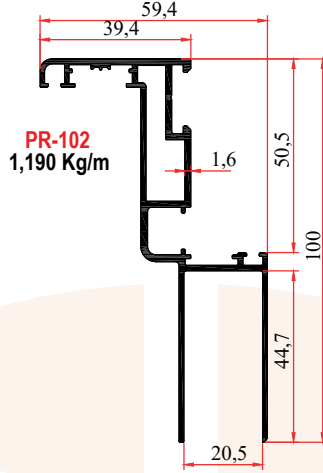
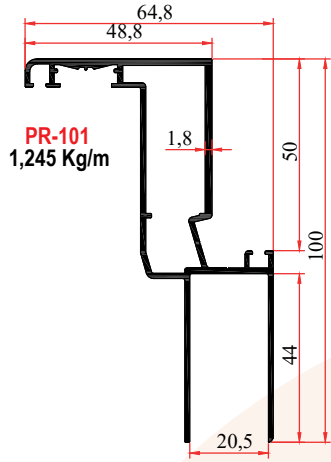
**3010**  
0,275 Kg/m



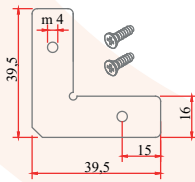
**3011**  
1,155 Kg/m



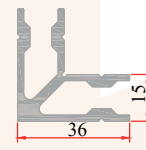
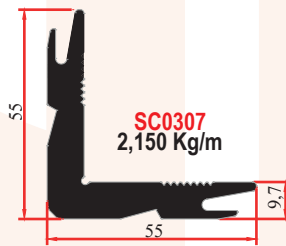
**3012**  
1,085 Kg/m



**Üç yapraklı Pencere Menteşesi**  
W-833 (yerli) naturel eloksallı  
W-834 (yerli) pres veya renkli



**1007 Köşe Birleştirme Aparatı**



**PR-601**  
0,930 Kg/m  
ALDOKS DAR  
GÖNYE



**KELEBEK MENTEŞE**



**KAPI KASA  
MENTEŞESİ**



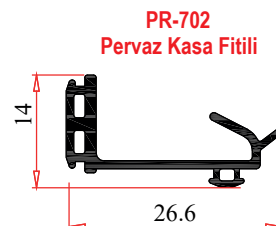
**KAPI MENTEŞE**



**W-704**  
Cam Dış Fitili

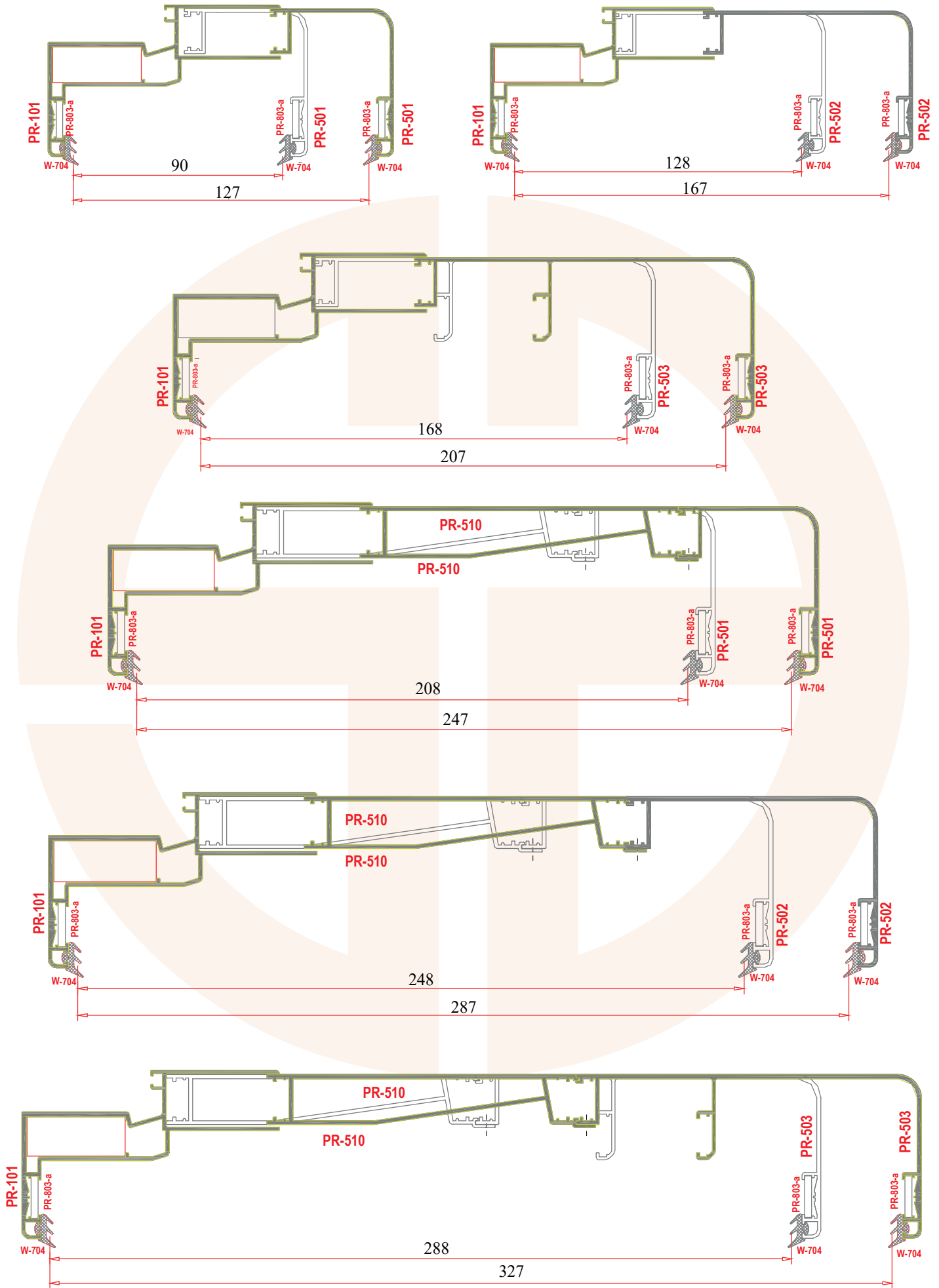


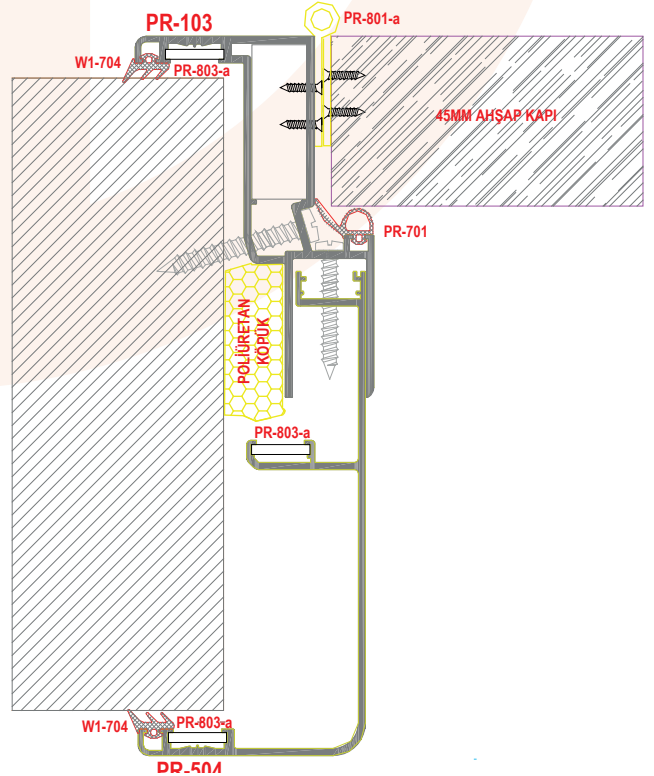
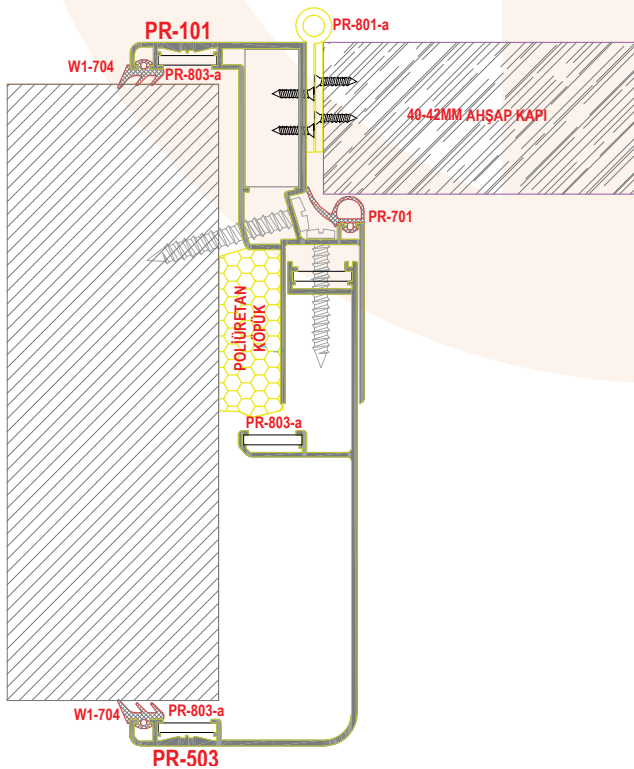
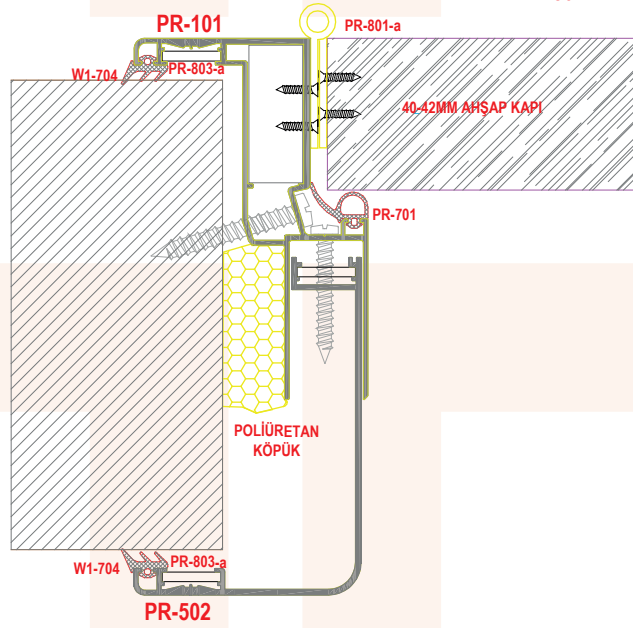
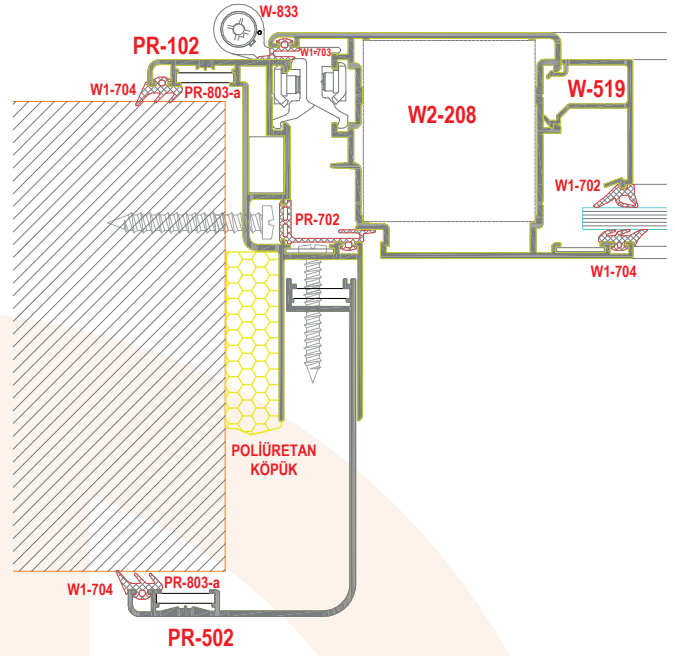
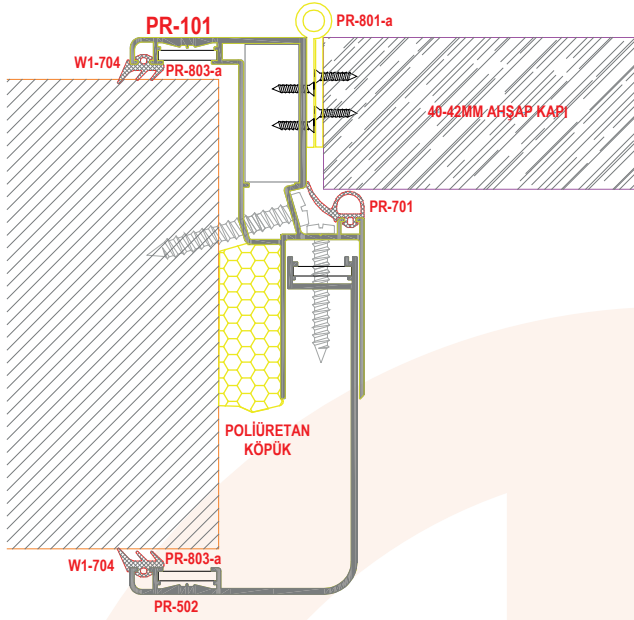
**PR-701**  
Söve Fitili



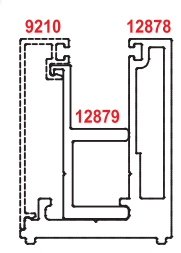
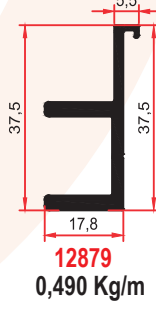
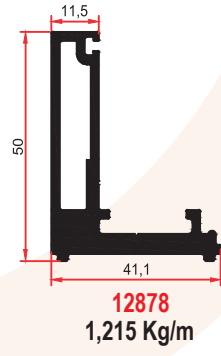
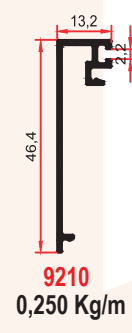
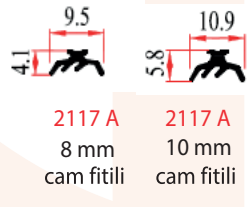
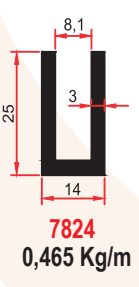
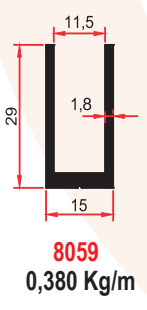
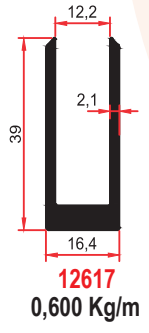
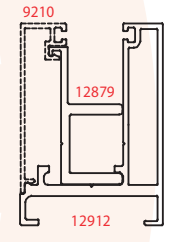
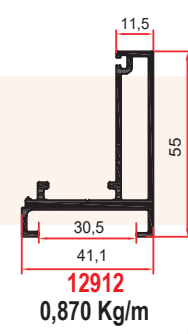
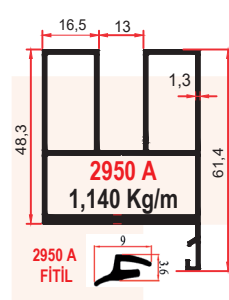
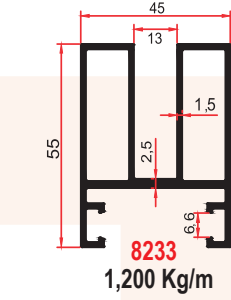
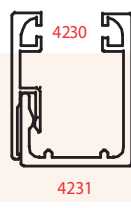
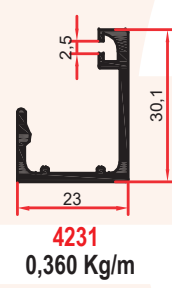
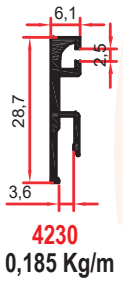
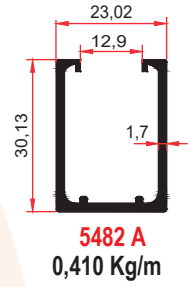
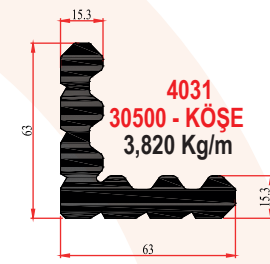
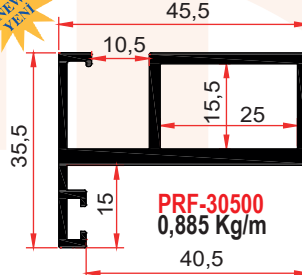
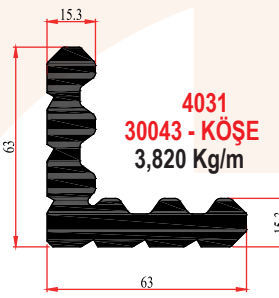
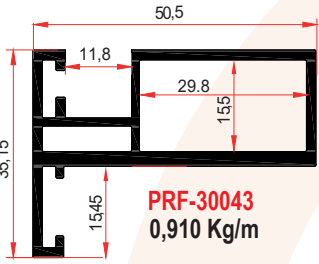
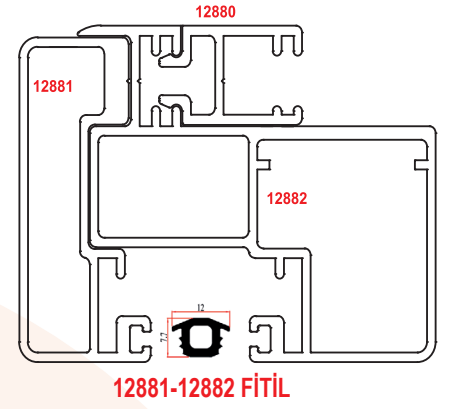
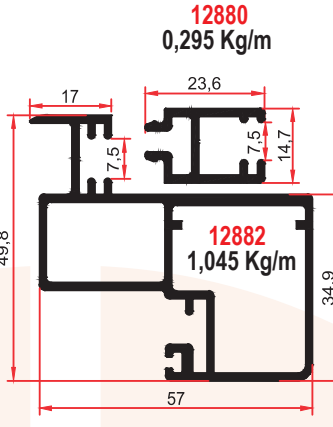
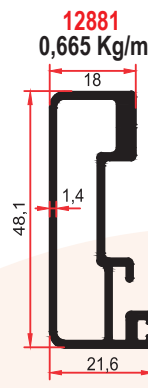
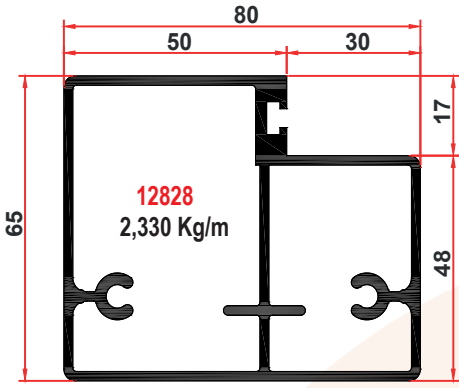
**PR-702**  
Pervaz Kasa Fitili



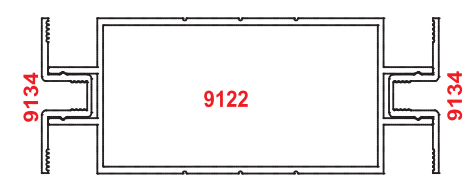
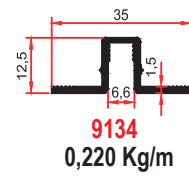
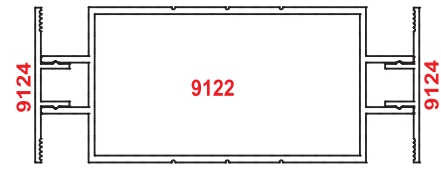
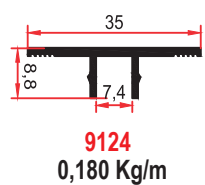
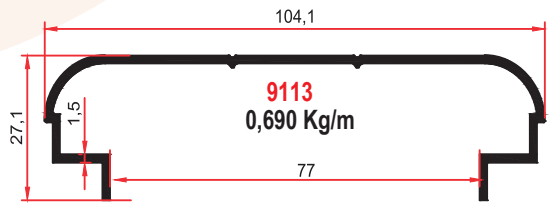
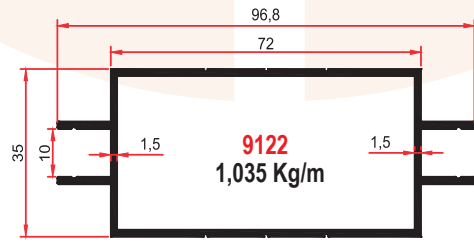


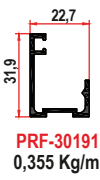
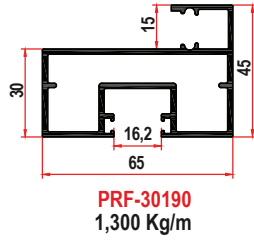
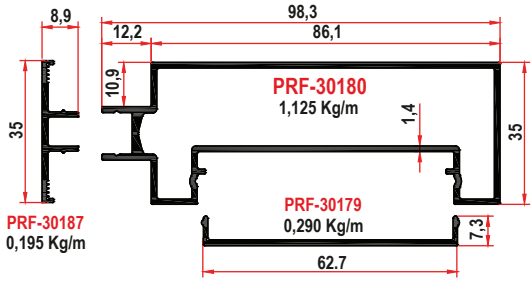


**OFİS BÖLME PROFİLLERİ OFFICE PARTITION PROFILES**



Cam Bölme Tapa

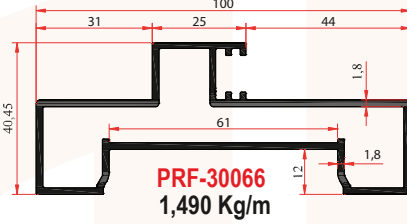
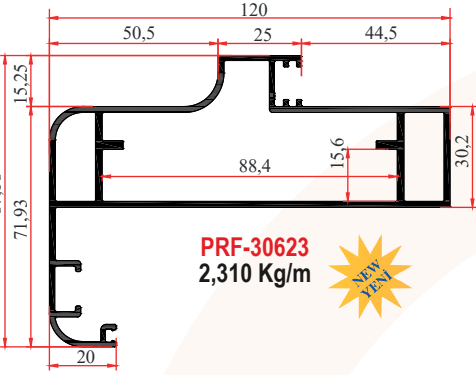




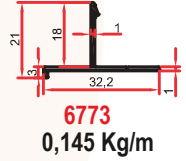
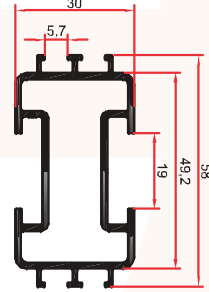
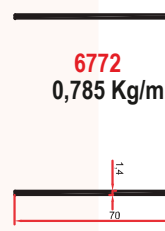
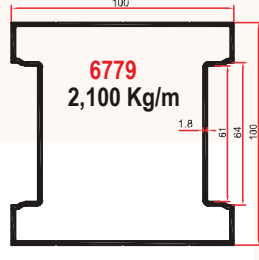
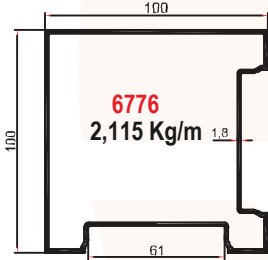
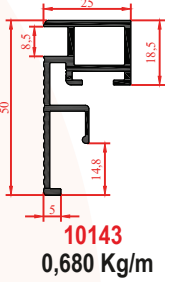
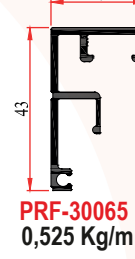
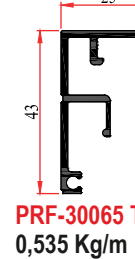
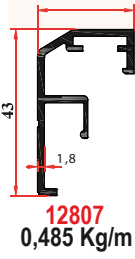
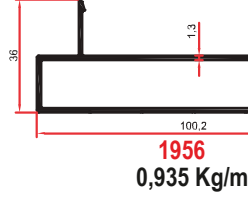
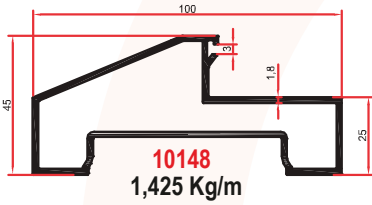

ALT MENTEŞE ÜST MENTEŞE



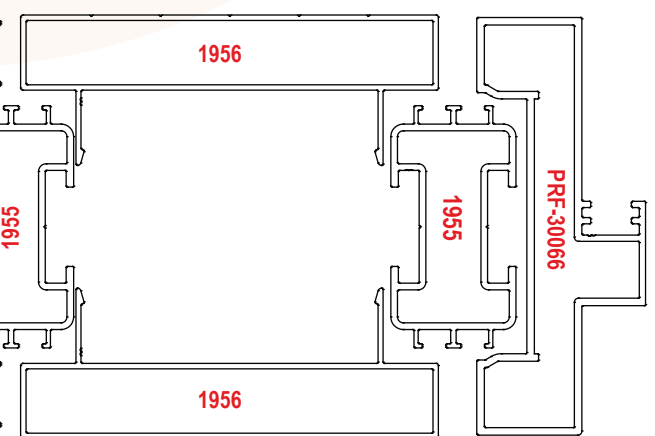
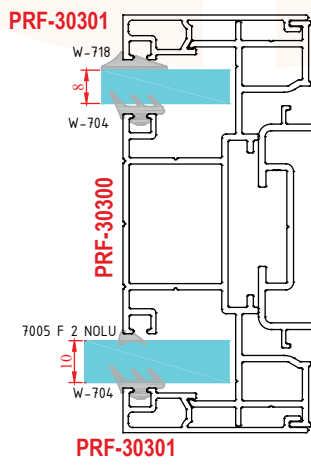
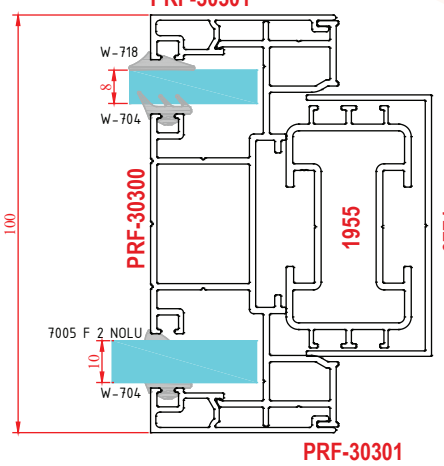
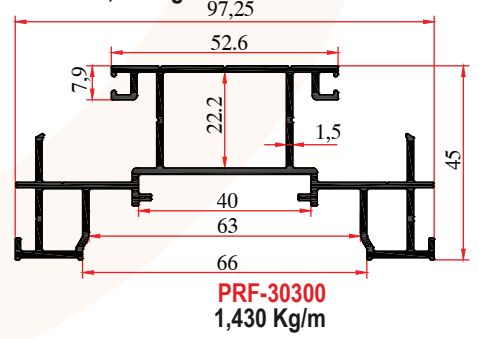
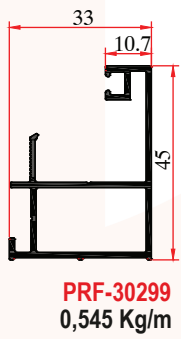
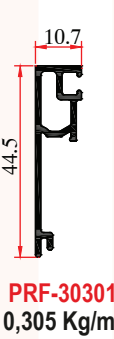
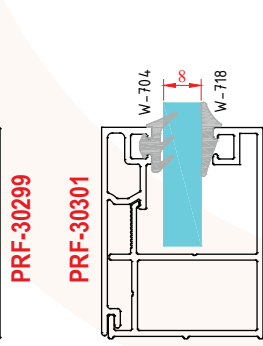
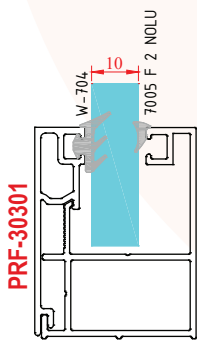
**3015A PİVOT PASLANMAZ MENTEŞE TAKIMI**  
SIPARİŞLERİNİZDE KAPI AÇILMA YÖNÜNÜ BELİRTİNİZ.

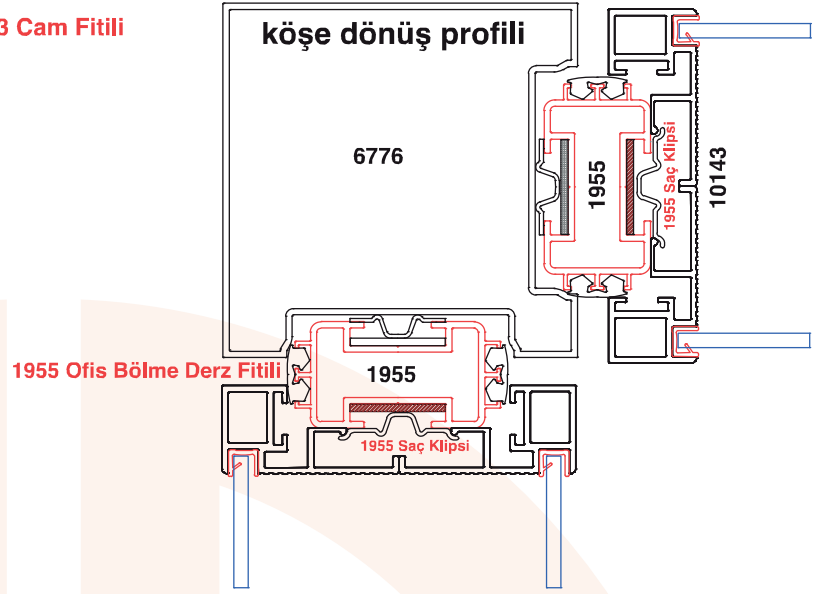
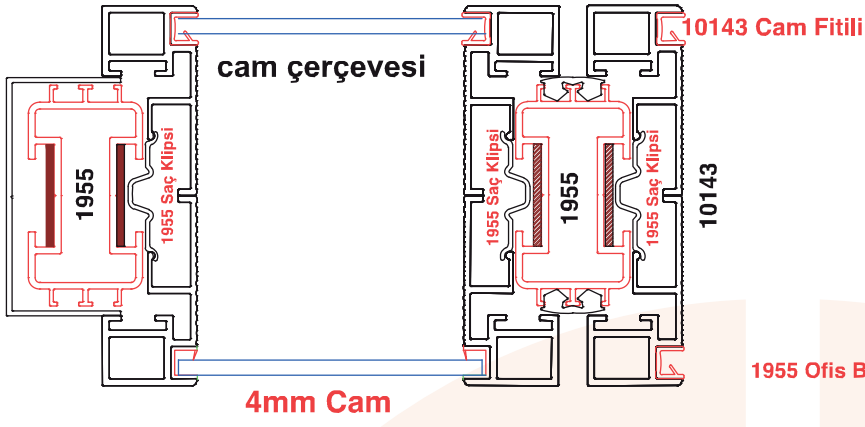


**3015A 40'LIK KİLİT**  
25'AYNASI (8-10 MM CAMA GÖRE) **3015A DİKEY CAM KİLİT TAKIMI**

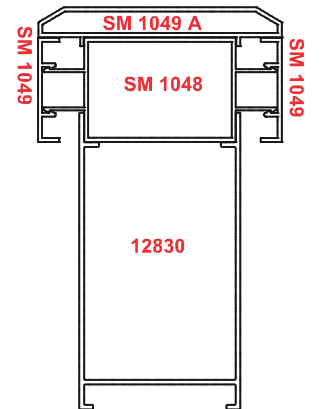

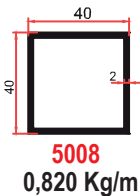
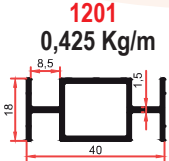
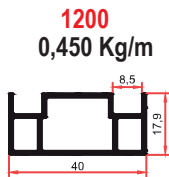
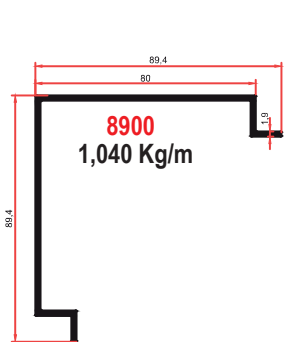
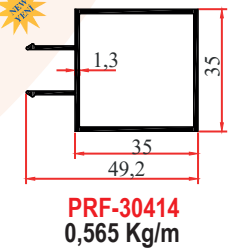
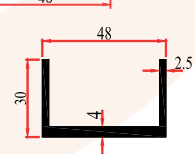
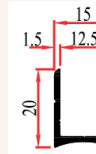
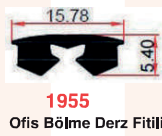
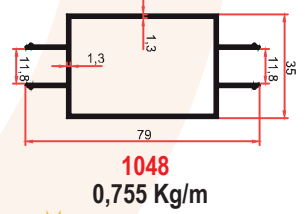
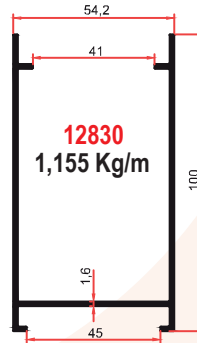
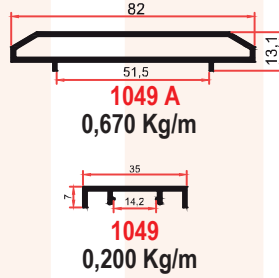
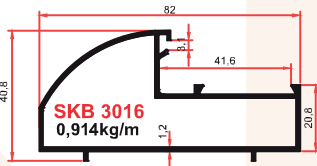
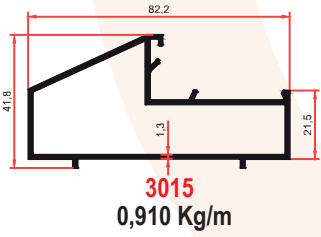
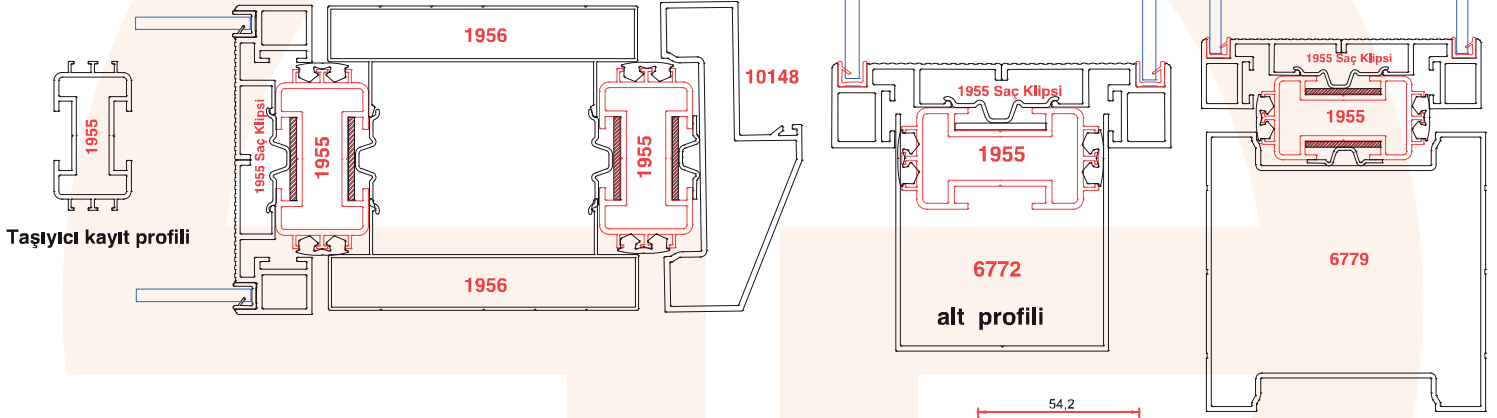


**8-10 MM ÇİFT CAM BÖLME SİSTEMİ**

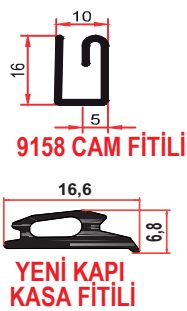
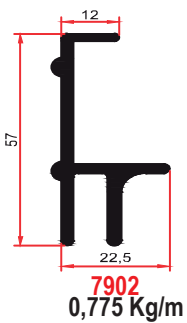
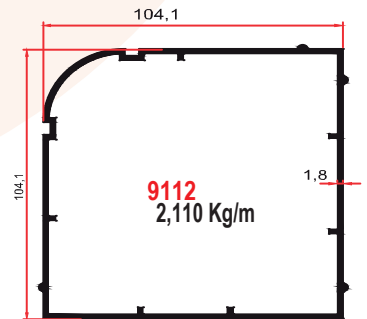
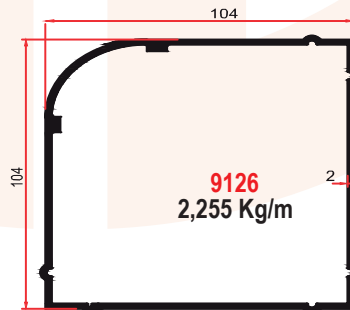
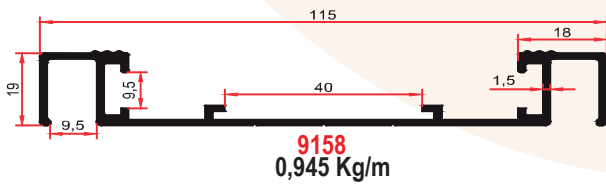
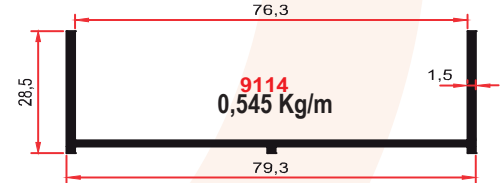
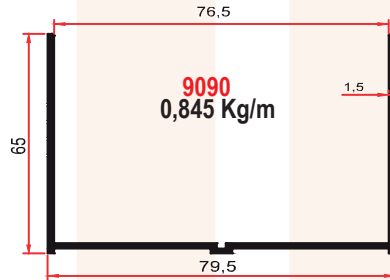
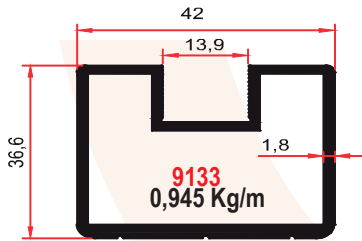
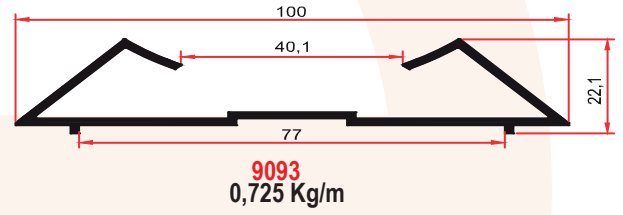
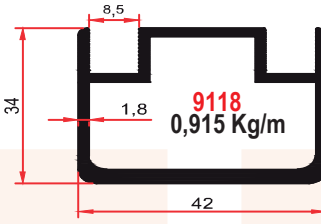
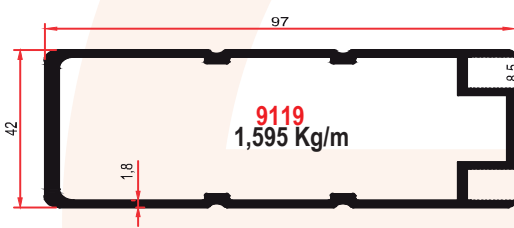
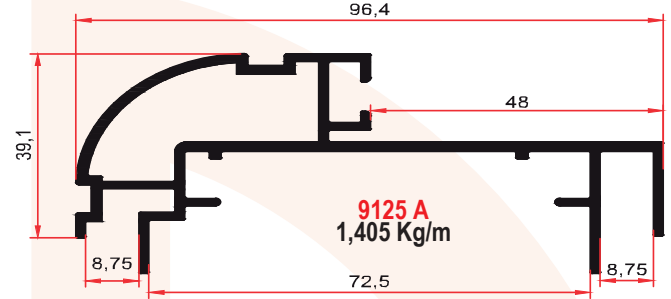
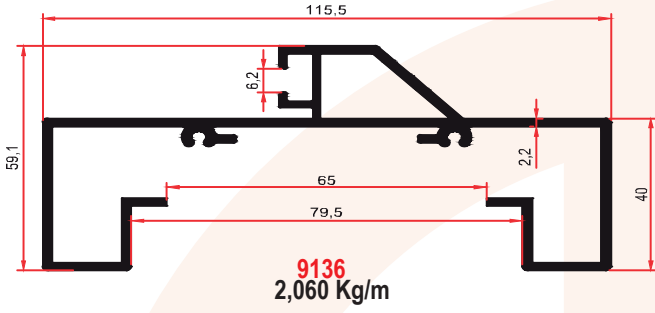
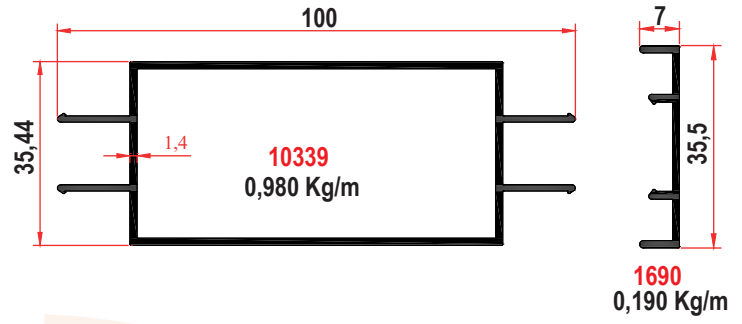
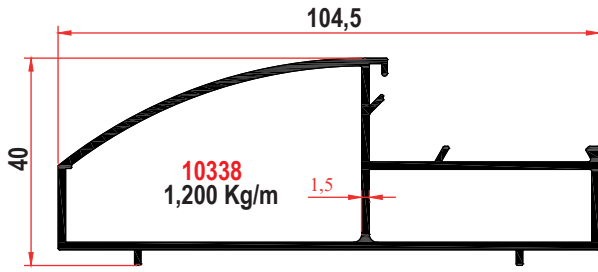




taban + kartlı geçiş sistemlerinde kapı yanı ve taban profili







**KİLİT ve MENTEŞELER LOCK AND HINGE**



SRT YATAY CAM KİLİT



SRT YATAY CAM KİLİT KARŞILIĞI



SRT YATAY CAM MENTEŞE



SRT DİKEY CAM KİLİT



SRT DİKEY CAM KİLİT KARŞILIĞI



STR CAM KAPI MENTEŞESİ



KAPI KASASI MENTEŞESİ



KELEBEK MENTEŞE



KAPI MENTEŞE



PST MENTEŞE

**HOPPE KOL TAKIMI HOPPE HANDLE SYSTEM**

Alüminyum Çerçevesi Cam Kapılar İçin Profil Kapı Adaptörü



HCS GD A761/762 Alüminyum



HCS GD A764 Orjinal Alüminyum



HCS Str Pvc Adaptör Plastik



HCS Alm Str Adaptör-Yan Sanayi Alüminyum



HCS Dil Seti Alu./Plastik



HCS İndikatör Mandal Plastik



HCS İndikatör Tapa Plastik



HCS İndikatör Yeşil Kırmızı Tapa Plastik



Kilit Silindirleri



Kasa Karşılıkları

HCS Karşılık Paslanmaz Çelik -SB-A 39x70 mm

Silindir - adet	Çelik/Plastik	<b>Standart Şifreli</b>
Silindir - çift	Çelik/Plastik	
<b>Grup silindir - adet</b>	Çelik/Plastik	<b>GRUP ŞİFRELI KİLİT KAPI PLANINI İLETİNİZ</b>
<b>Grup silindir - çift</b>	Çelik/Plastik	
<b>Grup master anahtar</b>	Çelik/Plastik	
<p>Anahtarların birbirlerini açması istenmiyorsa "GRUP KİLİT SİSTEMİ" sipariş edilmesi gerekmektedir. (Grup Kilit Sistemi = 1 Master anahtar 50 adet kapıyı açabilmekle birlikte bu 50 kapı birbirini açamaz, maksimum 50 şer kapılık 6 grup oluşturulabilir) <b>KOLLAR SONRADAN DÖNÜŞTÜRÜLEMEZ</b></p>		

## HOPPE KOL TAKIMI

## HOPPE HANDLE SYSTEM



Cam Kapılar İçin HCS ATLANTA Modeli Kapı Kolu Alüminyum Kasa Karşılık

Hoppe Kol Cam  
Kapı Cam Karşılık

Alüminyum

HCS GD A1530 Anahtar  
Mandal Karşılık Dahil



Standart Ahşap Kapılar İçin HCS ATLANTA Modeli Kapı Kolu

Hoppe Kol Cam  
Kapı Alm Karşılık

Alüminyum

HCS GD A1530 Anahtar  
Mandal Karşılık Dahil



Alüminyum Çerçevesi Cam Kapılar İçin HCS ATLANTA Modeli Kapı Kolu

Hoppe Kol Ahşap  
Kapı Takozsuz

Alüminyum

HCS A1530 Rozet Dil  
Kilitleme İndikatörleri  
ve Karşılık Dahil



Alüminyum Çerçevesi Cam Kapılar İçin HCS ATLANTA Modeli Kapı Kolu

Hoppe Kol 3015A  
Orjinal Takozlu

Alüminyum

HCS A1530 Rozet  
Orjinal Adaptör Dil Kilitleme  
İndikatörleri ve Karşılık Dahil



Alüminyum Çerçevesi Cam Kapılar İçin HCS ATLANTA Modeli Kapı Kolu

Hoppe Kol 3015A  
Pvc Takozlu

Alüminyum

HCS A1530 Rozet  
Pvc Adaptör Dil Kilitleme  
İndikatörleri ve Karşılık Dahil



Alüminyum Çerçevesi Cam Kapılar İçin HCS ATLANTA Modeli Kapı Kolu

Hoppe Kol 3015A  
Str Alm Takozlu

Alüminyum

HCS A1530 Rozet  
Str Alm Adaptör Dil Kilitleme  
İndikatörleri ve Karşılık Dahil



Standart Ahşap Kapılar İçin HCS PARİS Modeli Kapı Kolu

Hoppe Kol Siyah  
Ahşap Kapı Takozsuz

Plastik

HCS AK138 S Rozet  
Adaptör Dil Kilitleme  
İndikatörleri ve Karşılık Dahil



Alüminyum Çerçevesi Cam Kapılar İçin HCS PARİS Modeli Kapı Kolu

Hoppe Kol 3015A  
Siyah Str Alm  
Takozlu

Plastik

HCS AK138 S Rozet  
Adaptör Dil Kilitleme  
İndikatörleri ve Karşılık Dahil

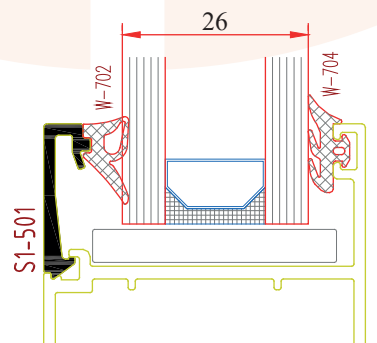
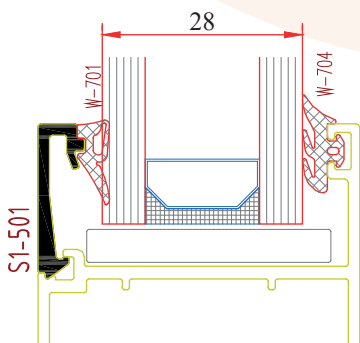
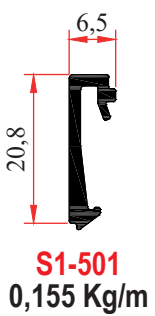
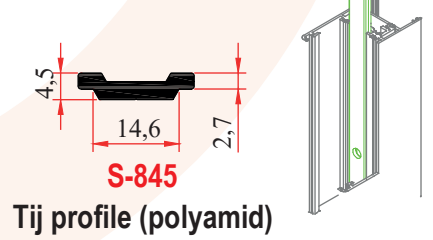
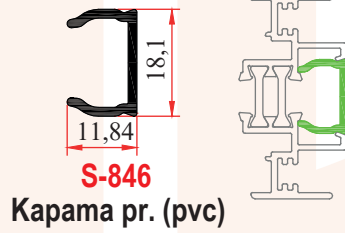
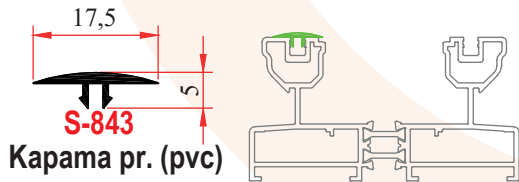
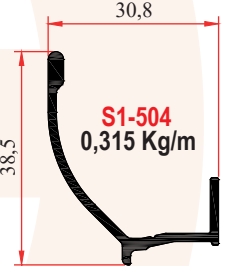
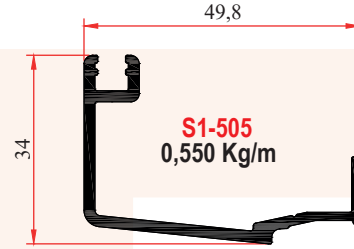
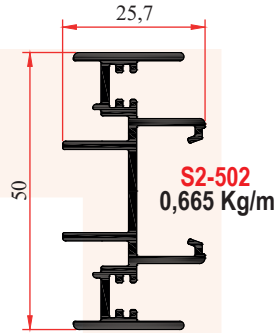
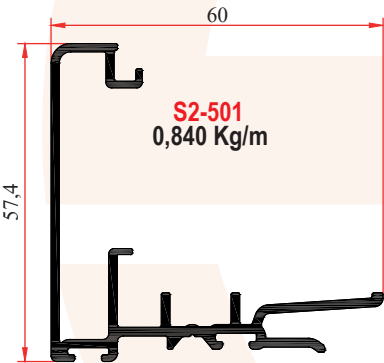
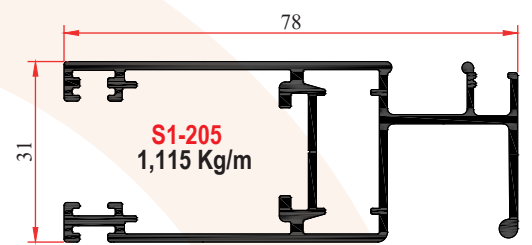
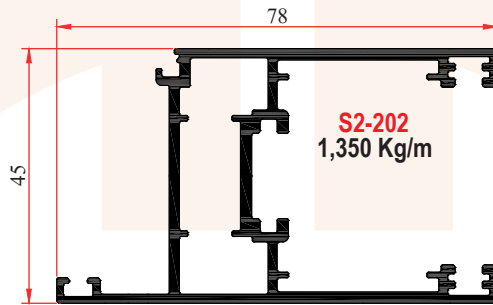
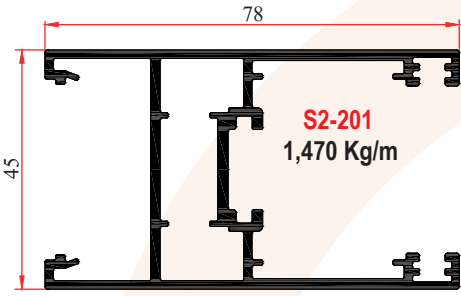
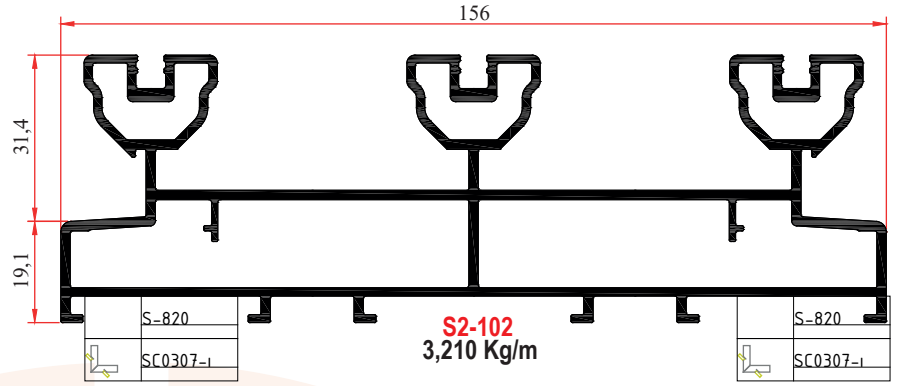
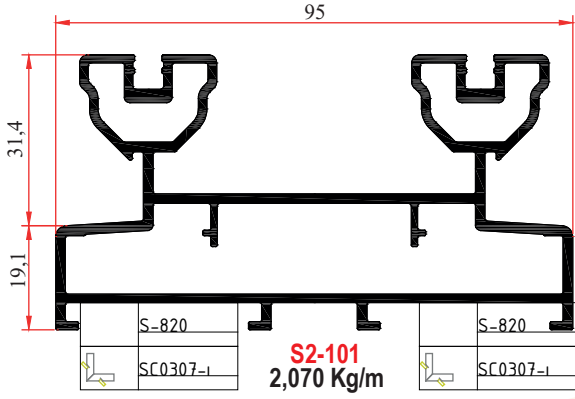


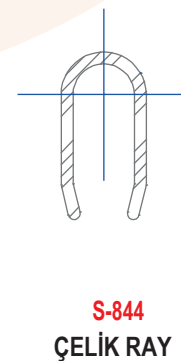
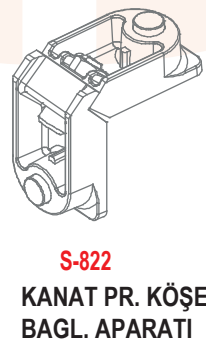
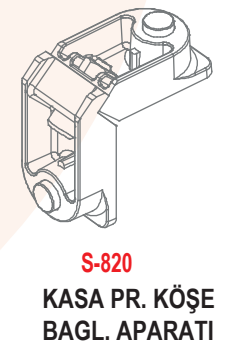
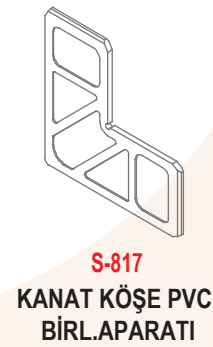
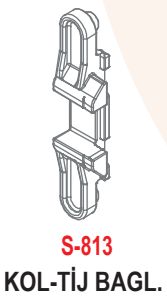
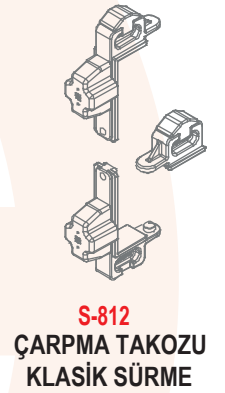
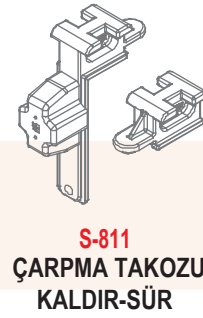
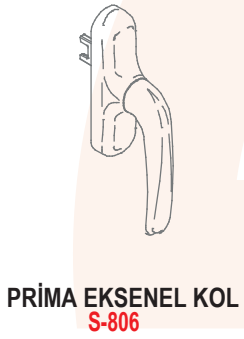
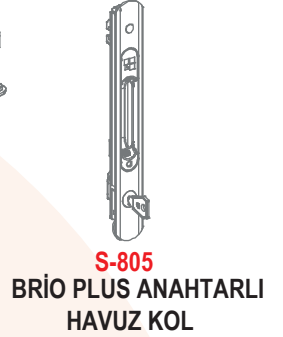
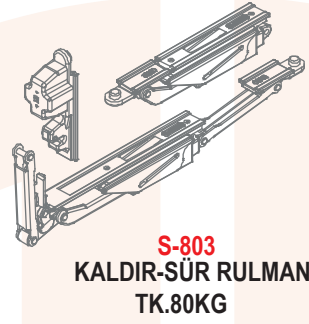
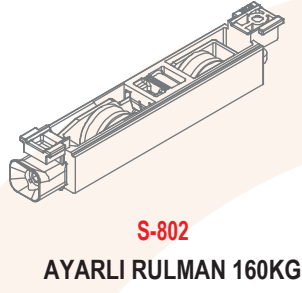
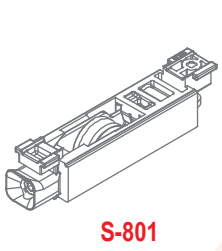
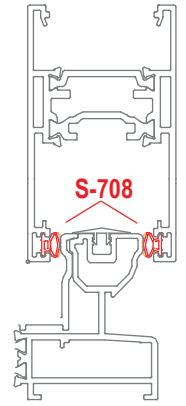
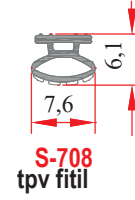
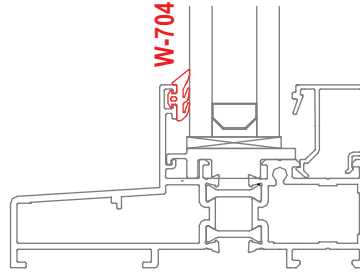
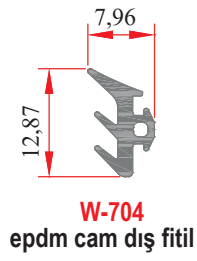
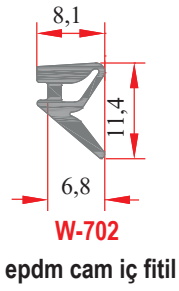
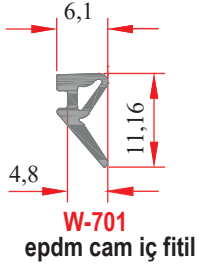
Alüminyum Çerçevesi Cam ve Ahşap Kapılar İçin SCS Eko Kapı Kolu

Scs Kol Parlak  
Str Alm  
Takozlu

Ahşap Kapı İçin Kol Takozsuz  
Cam Kapı İçin Pvc - Star Alm Takozlu

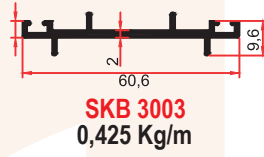
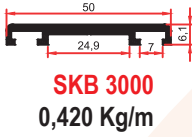
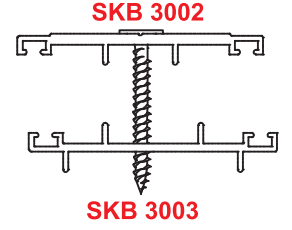
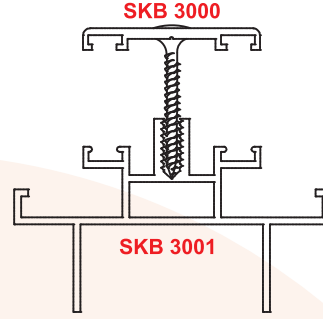
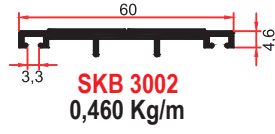
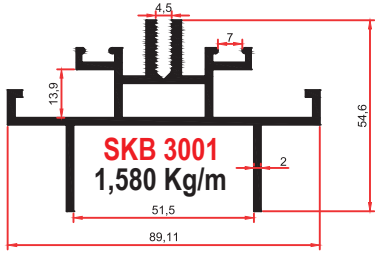
**S-45 YALITIMSIZ SÜRME S-45 YALITIMSIZ SÜRME**



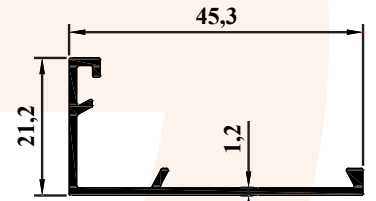
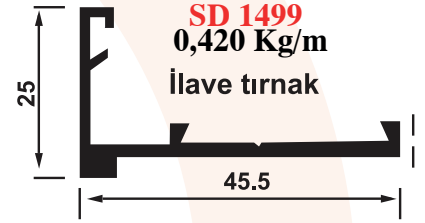
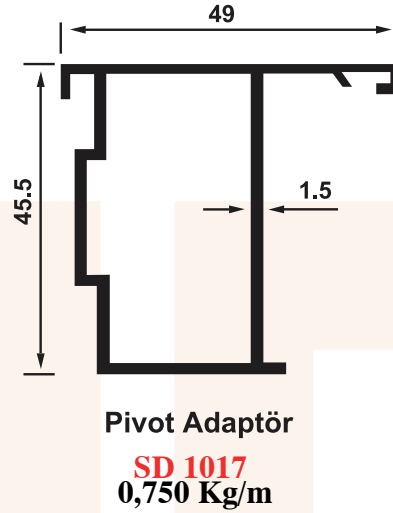
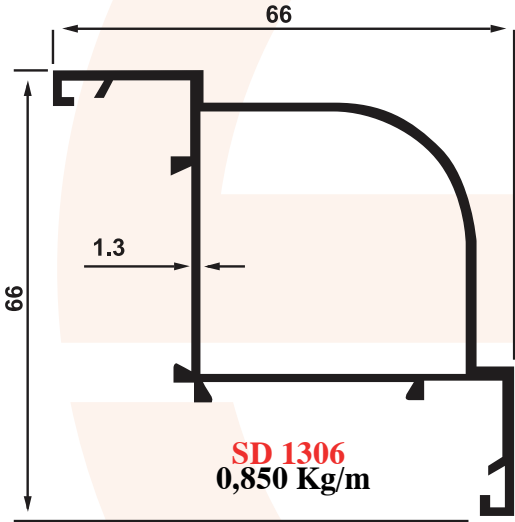




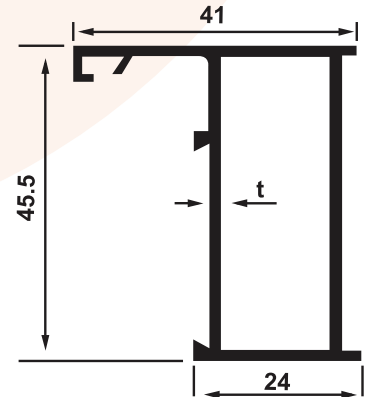
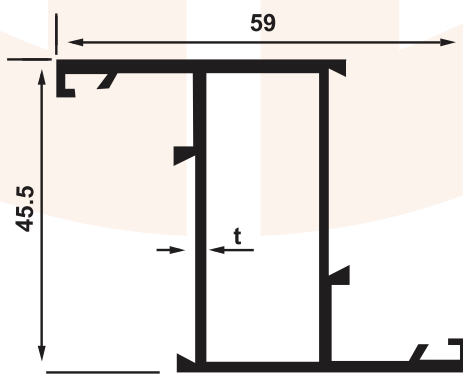
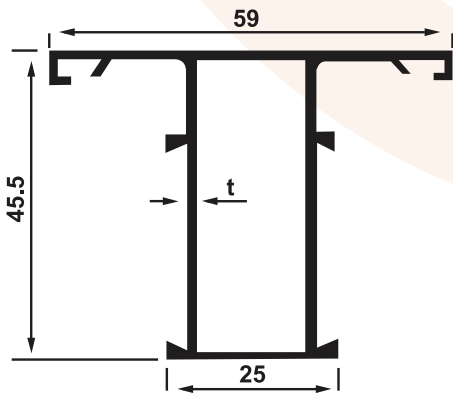
## KIŞ BAHÇESİ ve ÜST KAPAMA PROFİLLERİ WINTERGARDEN & COVER PROFILES



## ALDOKS DOĞRAMA PROFİLLERİ FUGALI KÖŞE PROFİLİ



**628**  
ALDOKS TEK TIRNAK İLAVE  
0,265 Kg/m

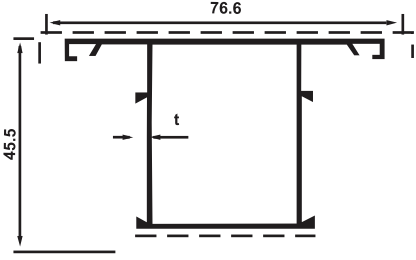


PROFİL No	t mm	kg/m
<b>SD 1474</b>	1.20	0.640
<b>SD 1480</b>	1.50	0.800
<b>SD 1486</b>	2.00	1.000

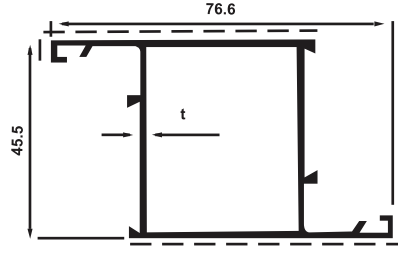
PROFİL No	t mm	kg/m
<b>SD 1475</b>	1.20	0.640
<b>SD 1481</b>	1.50	0.800
<b>SD 1487</b>	2.00	1.000

PROFİL No	t mm	kg/m
<b>SD 1476</b>	1.20	0.550
<b>SD 1482</b>	1.50	0.650
<b>SD 1488</b>	2.00	0.870

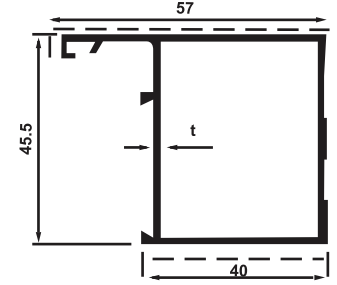
## ALDOKS DÜZ DOĞRMA PROFİLLERİ



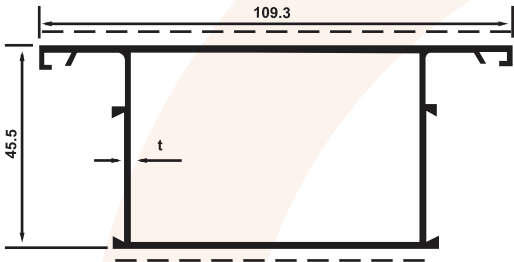
PROFİL No	t mm	kg/m
SD 1477	1.20	0.780
SD 1483	1.50	0.960
SD 1489	2.00	1.290



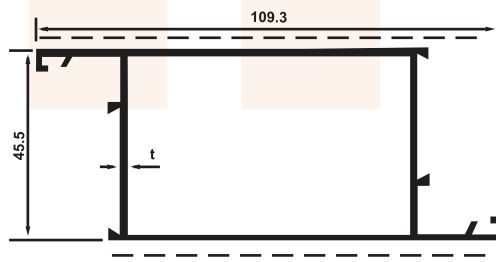
PROFİL No	t mm	kg/m
SD 1478	1.20	0.780
SD 1484	1.50	0.960
SD 1490	2.00	1.290



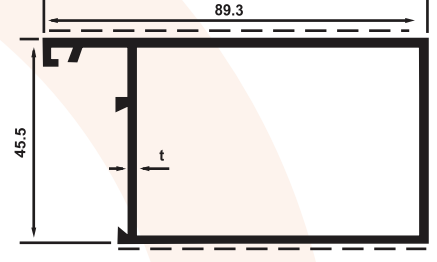
PROFİL No	t mm	kg/m
SD 1479	1.20	0.675
SD 1485	1.50	0.825
SD 1491	2.00	1.100



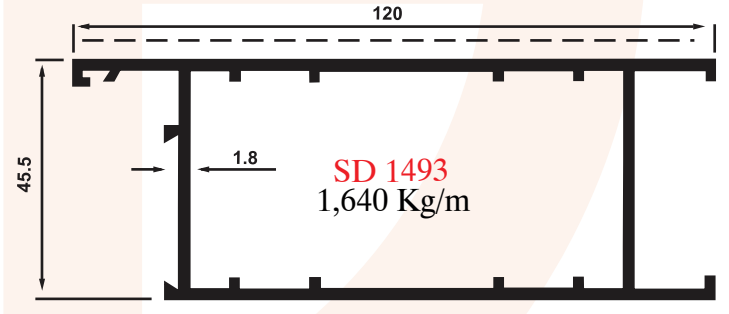
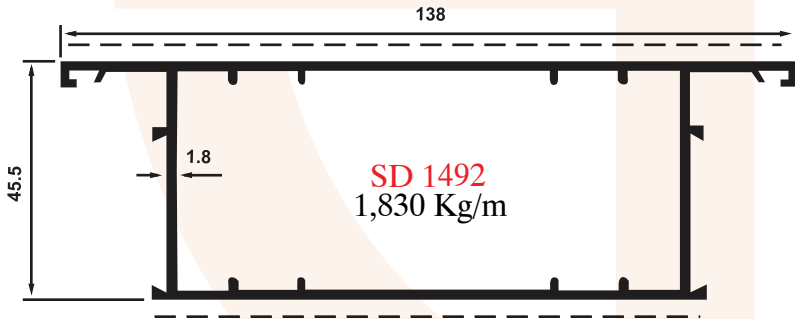
PROFİL No	t mm	kg/m
SD 1600	1.50	1.250
SD 1615	2.00	1.550



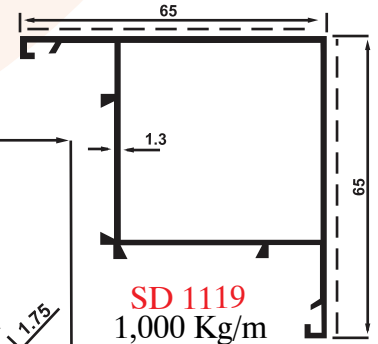
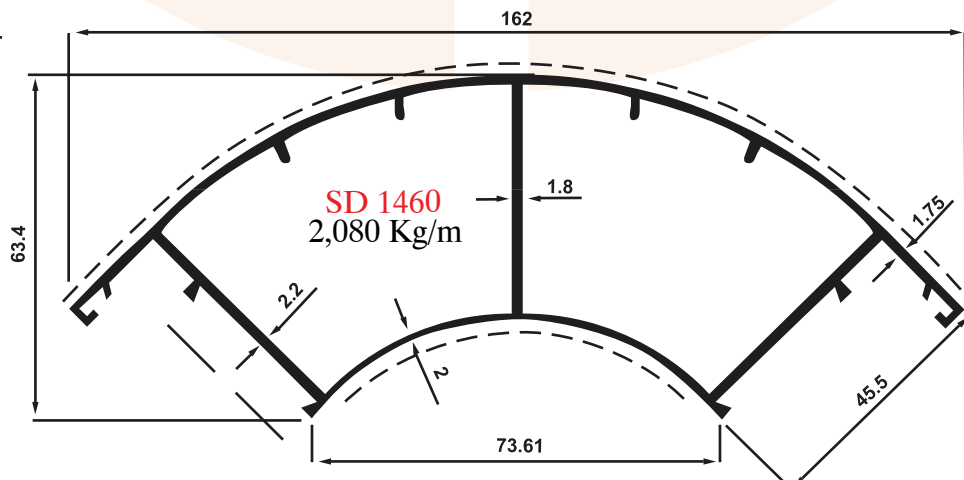
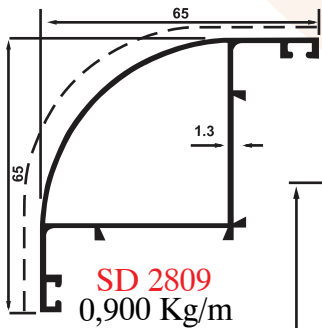
PROFİL No	t mm	kg/m
SD 1513	1.50	1.250
SD 1616	2.00	1.550



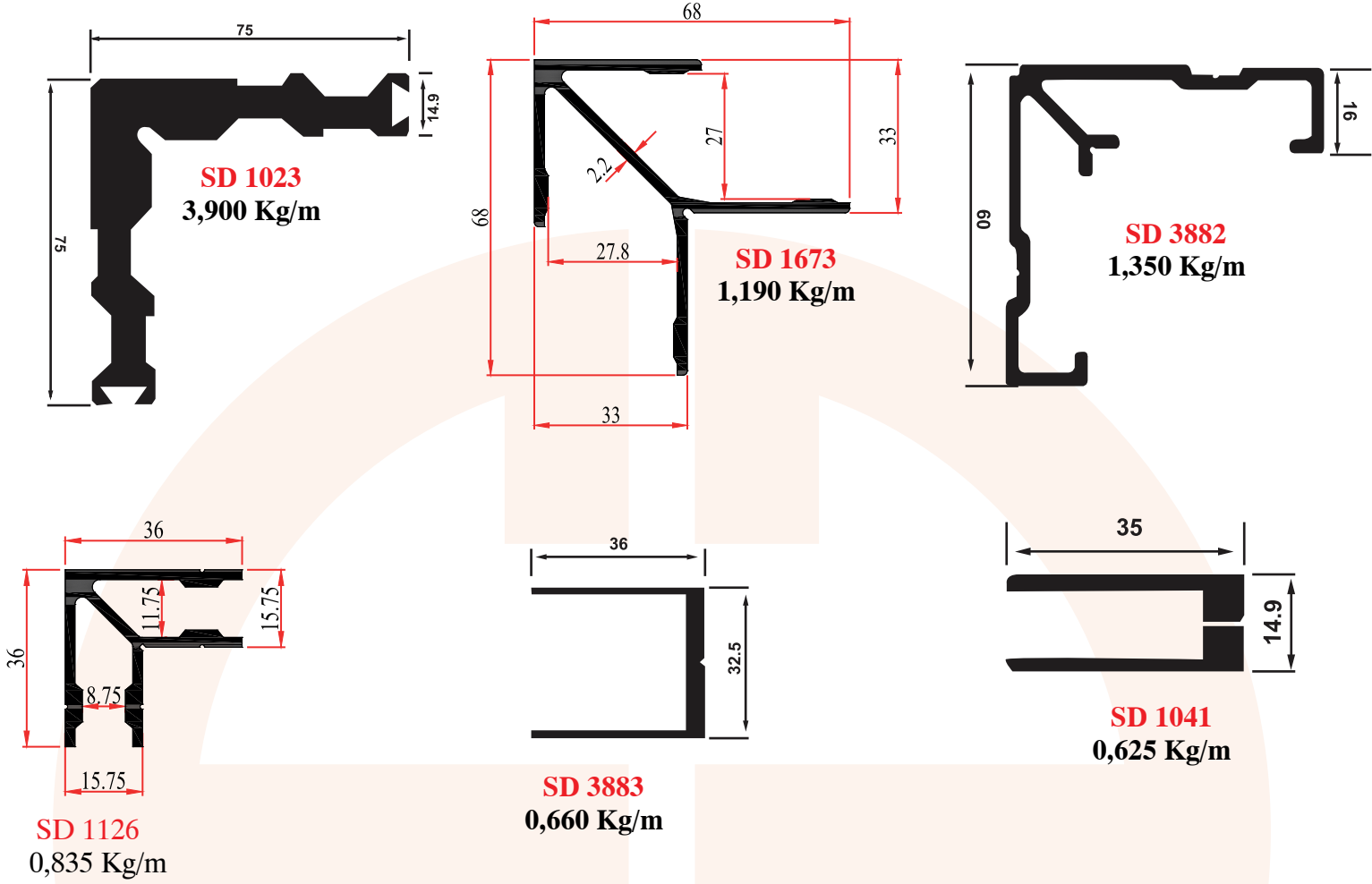
PROFİL No	t mm	kg/m
SD 1601	1.50	1.170
SD 1617	2.00	1.480



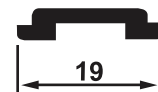
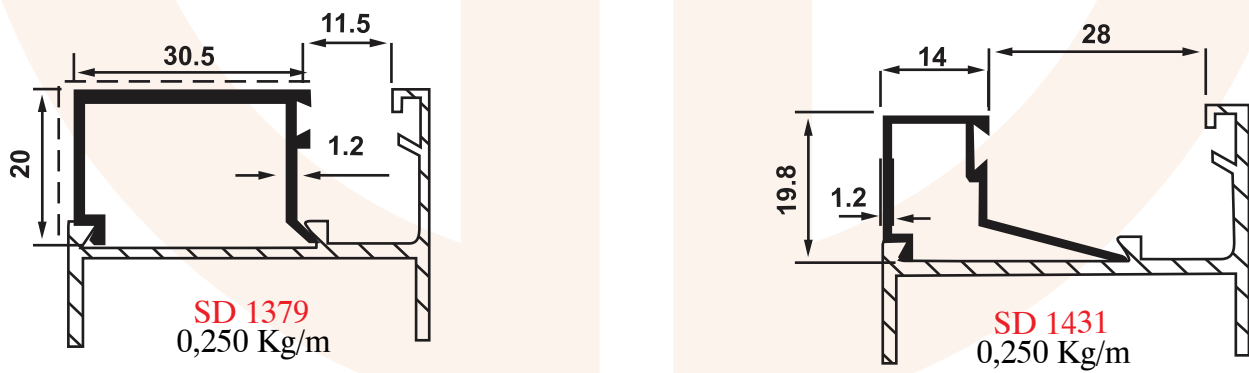
## ALDOKS DÜZ DOĞRMA KÖŞE PROFİLLERİ



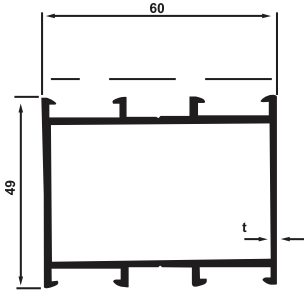
## ALDOKS DOĞRAMA BAĞLANTI PROFİLLERİ



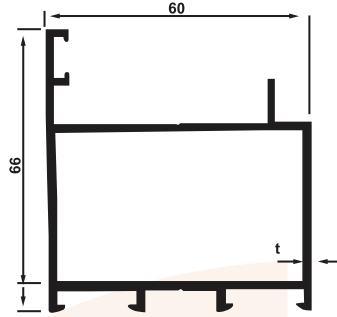
## ALDOKS DOĞRAMA CAM ÇİTALARI



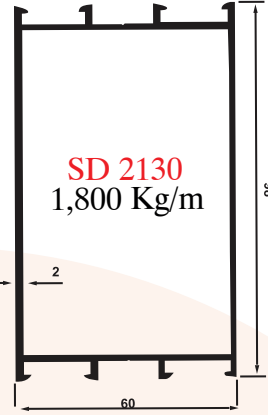
## S-60 DOĞRAMA PROFİLLERİ



PRF No	t mm	kg/m
SD 1413	2.0	1.286
SD 3870	1.50	1.060



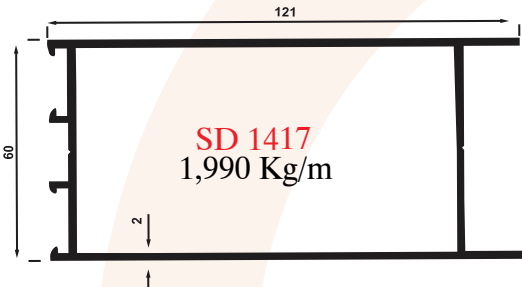
PRF No	t mm	kg/m
SD 1414	2.0	1.220
SD 3871	1.50	1.090



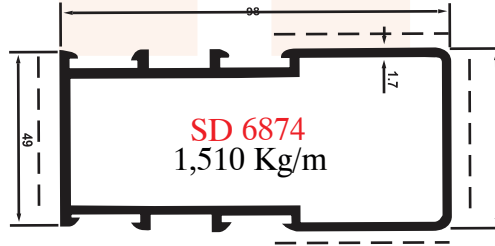
SD 2130  
1,800 Kg/m



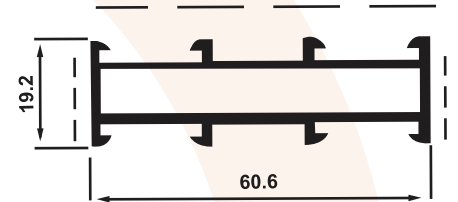
SD 6981  
2,125 Kg/m



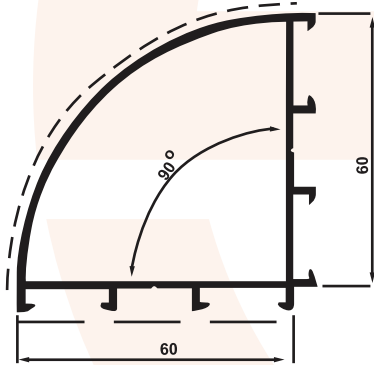
SD 1417  
1,990 Kg/m



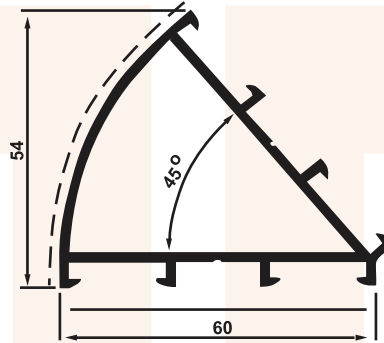
SD 6874  
1,510 Kg/m



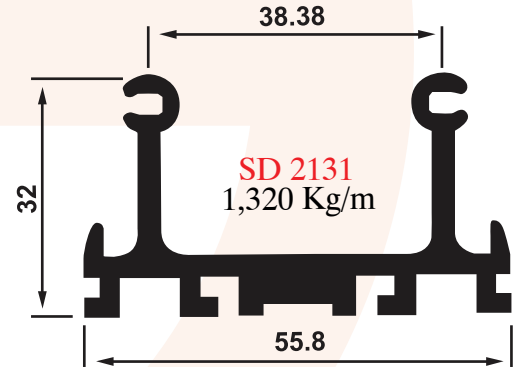
SD 2132  
0,900 Kg/m



SD 1640  
1,250 Kg/m

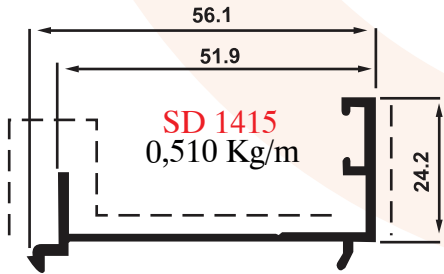


SD 2124  
1,085 Kg/m

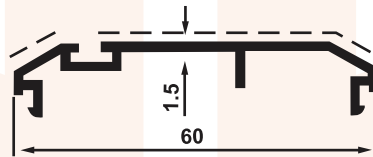


SD 2131  
1,320 Kg/m

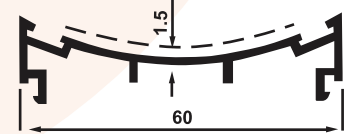
S-60 Orta Bağlantı Profili



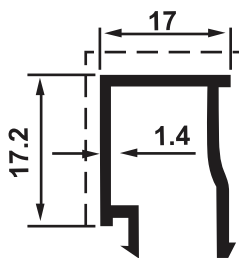
SD 1415  
0,510 Kg/m



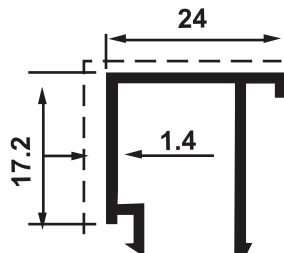
SD 1554  
0,500 Kg/m



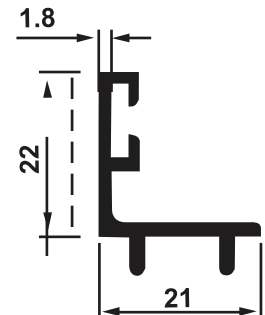
SD 1555  
0,480 Kg/m



SD 2123  
0,250 Kg/m

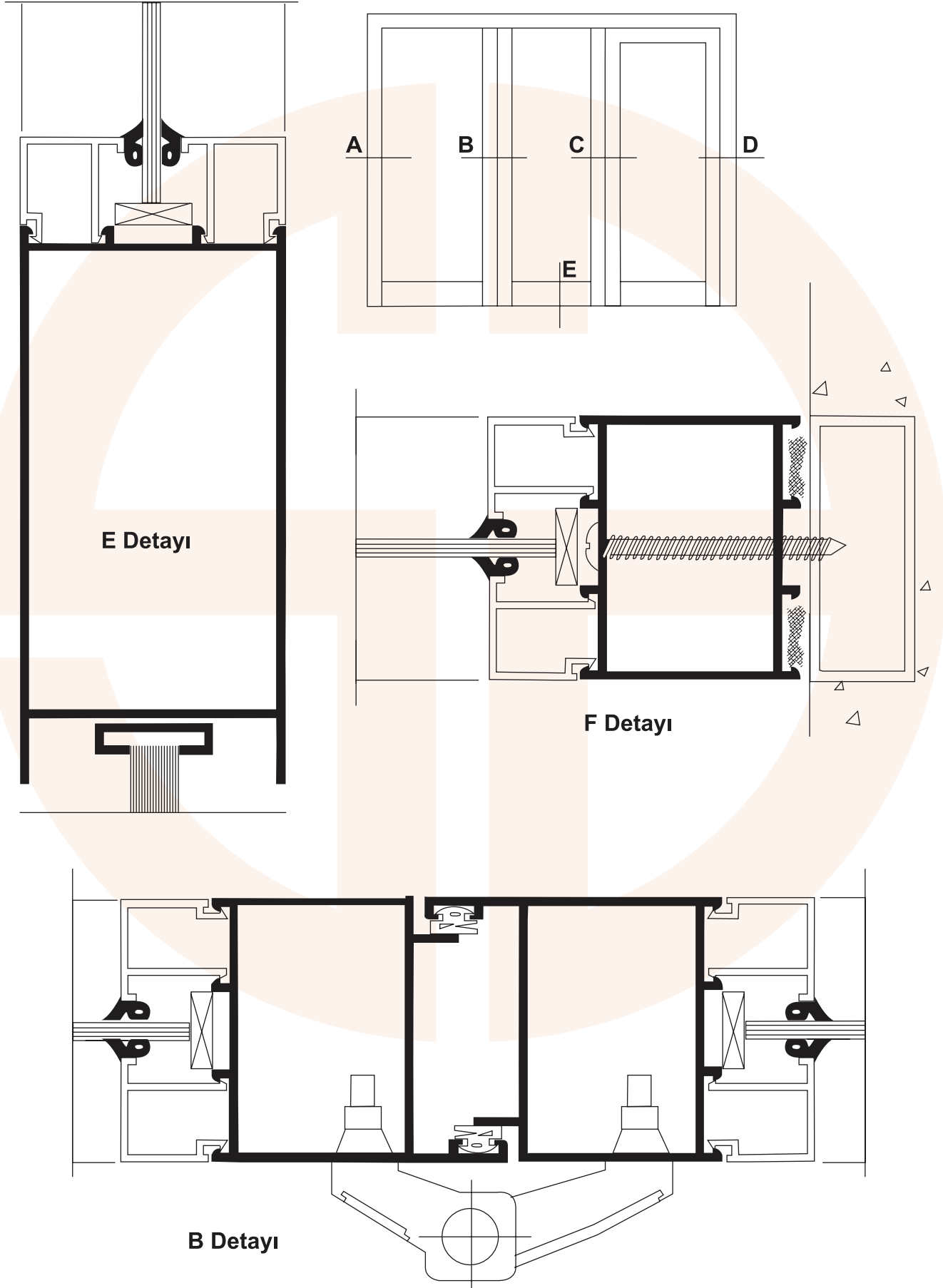


SD 1416  
0,280 Kg/m



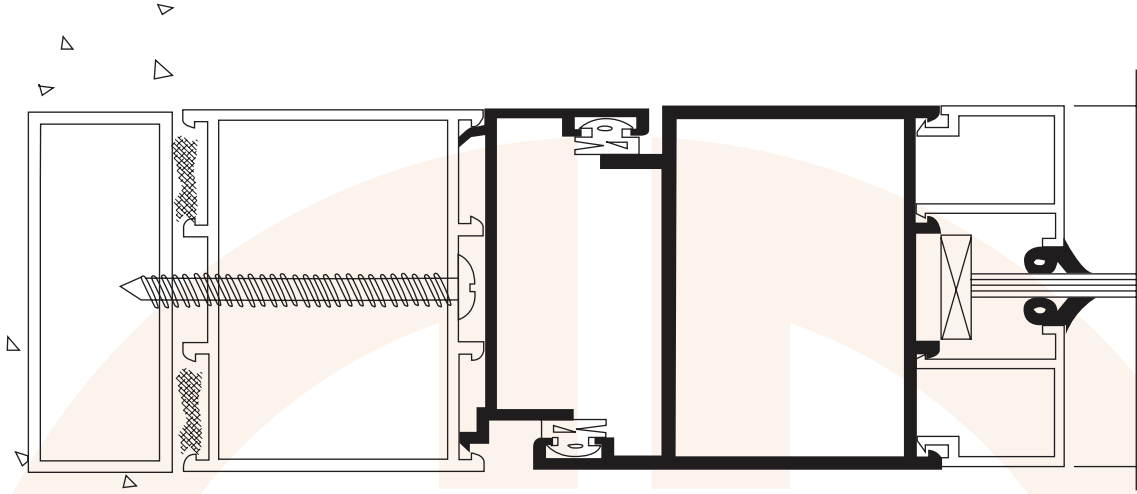
SD 2133  
0,315 Kg/m

## S-60 DOĞRAMA DETAY PROFİLLERİ

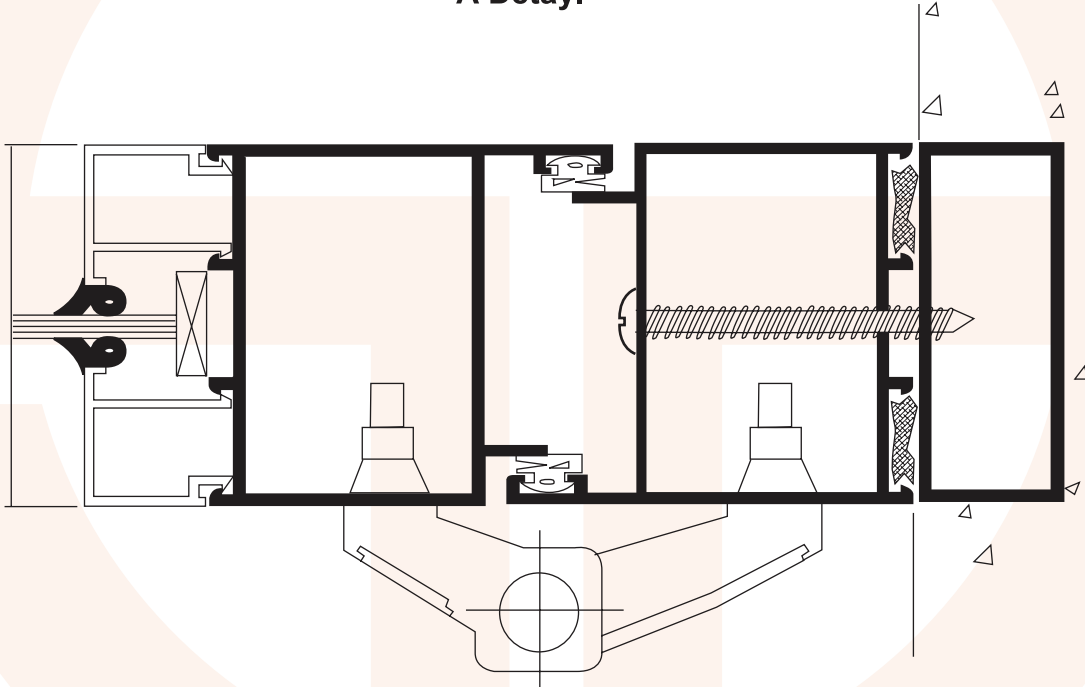




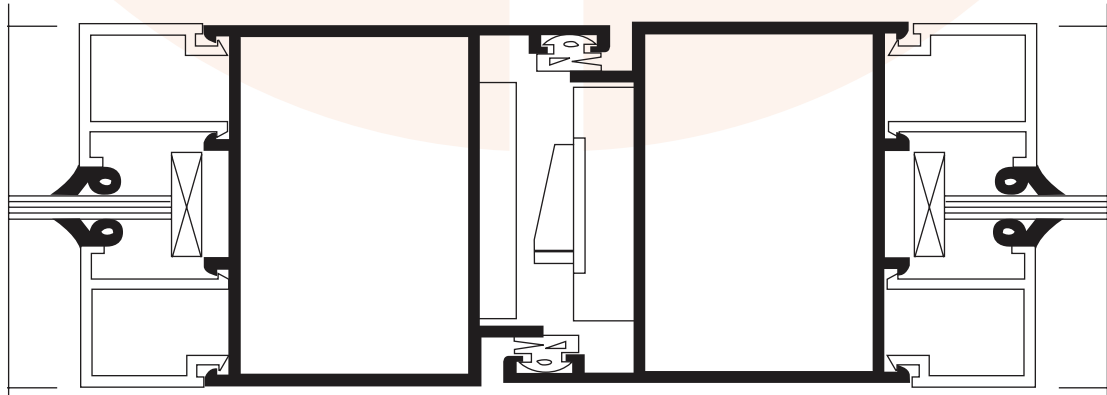
## S-60 DOĞRAMA DETAY PROFİLLERİ



A Detayı

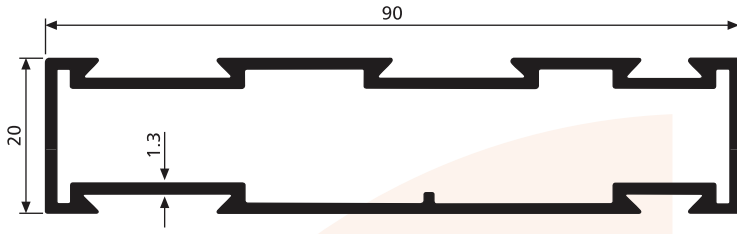


D Detayı

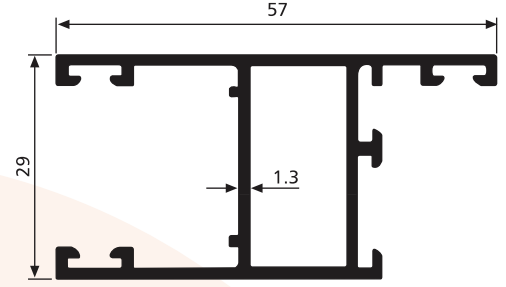


C Detayı

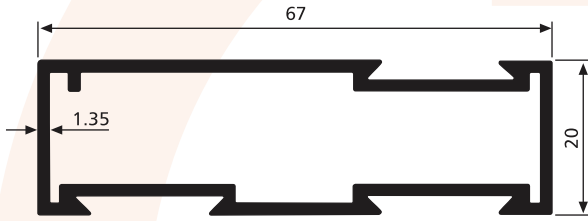
## 67 mm SÜRME SİSTEM 67 mm SLİDİNG SİSTEM



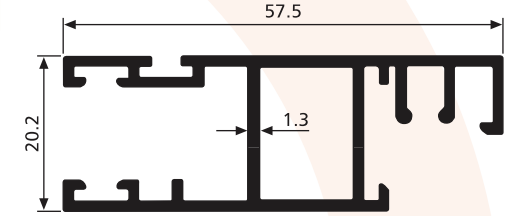
**SD 1397**  
1,000 Kg/m



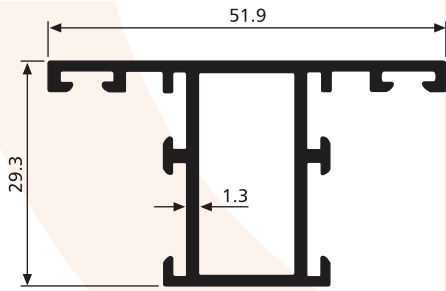
**SD 1400**  
0,670 Kg/m



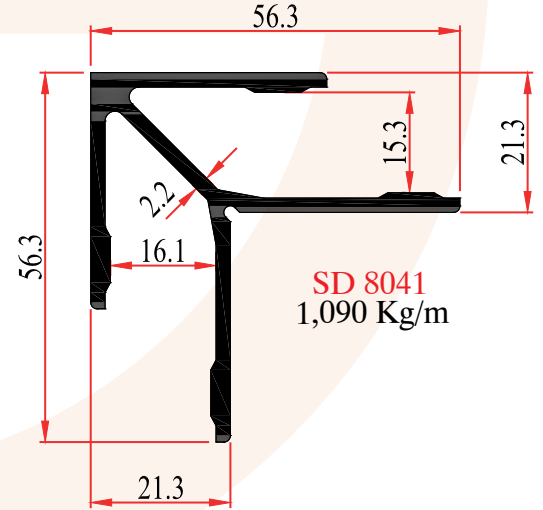
**SD 1398**  
0,750 Kg/m



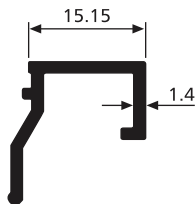
**SD 1401**  
0,700 Kg/m



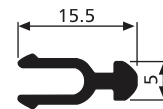
**SD 1622**  
0,600 Kg/m



**SD 8041**  
1,090 Kg/m

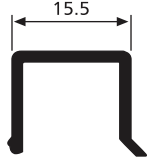


**SD 1412**  
0,170 Kg/m

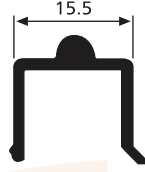


**SD 1409**  
0,150 Kg/m

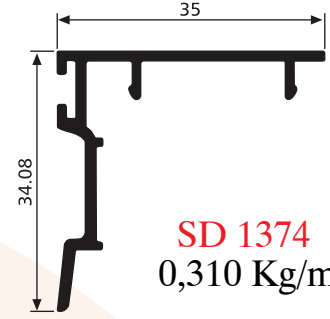
## 67 mm SÜRME SİSTEM - 67 mm SLİDİNG SİSTEM



**SD 1674**  
0,140 Kg/m



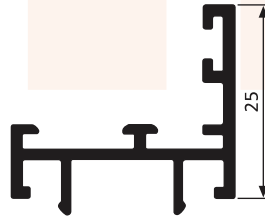
**SD 1377**  
0,190 Kg/m



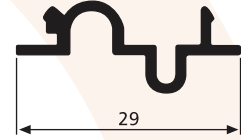
**SD 1374**  
0,310 Kg/m



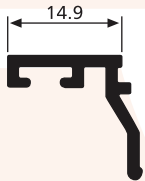
**SD 1410**  
0,150 Kg/m




**SD 1375**  
0,375 Kg/m



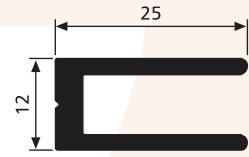
**SD 1378**  
0,185 Kg/m



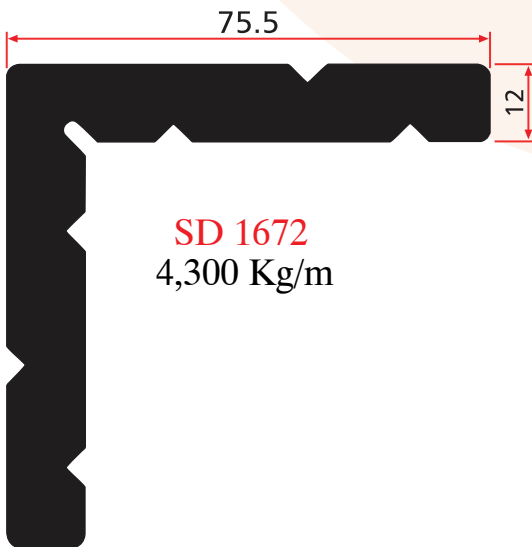
**SD 1376**  
0,165 Kg/m



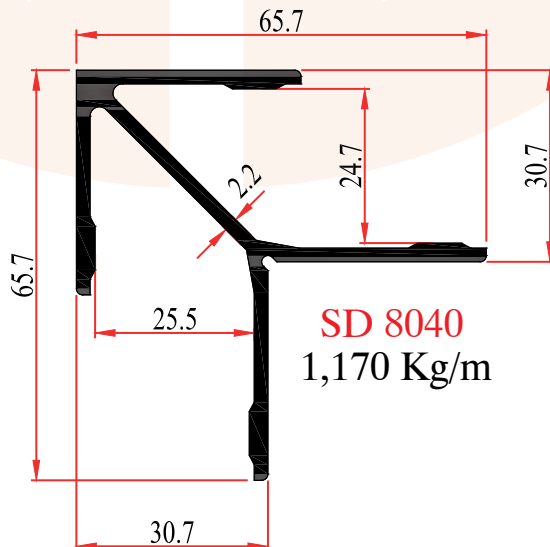
**SD 1411**  
0,200 Kg/m



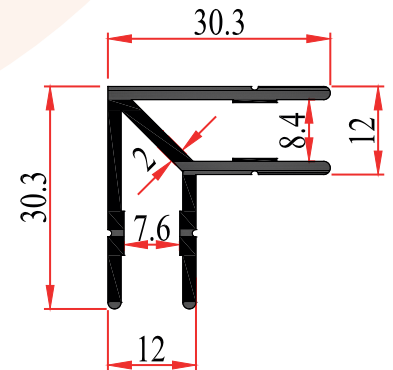
**SD 1670**  
0,350 Kg/m



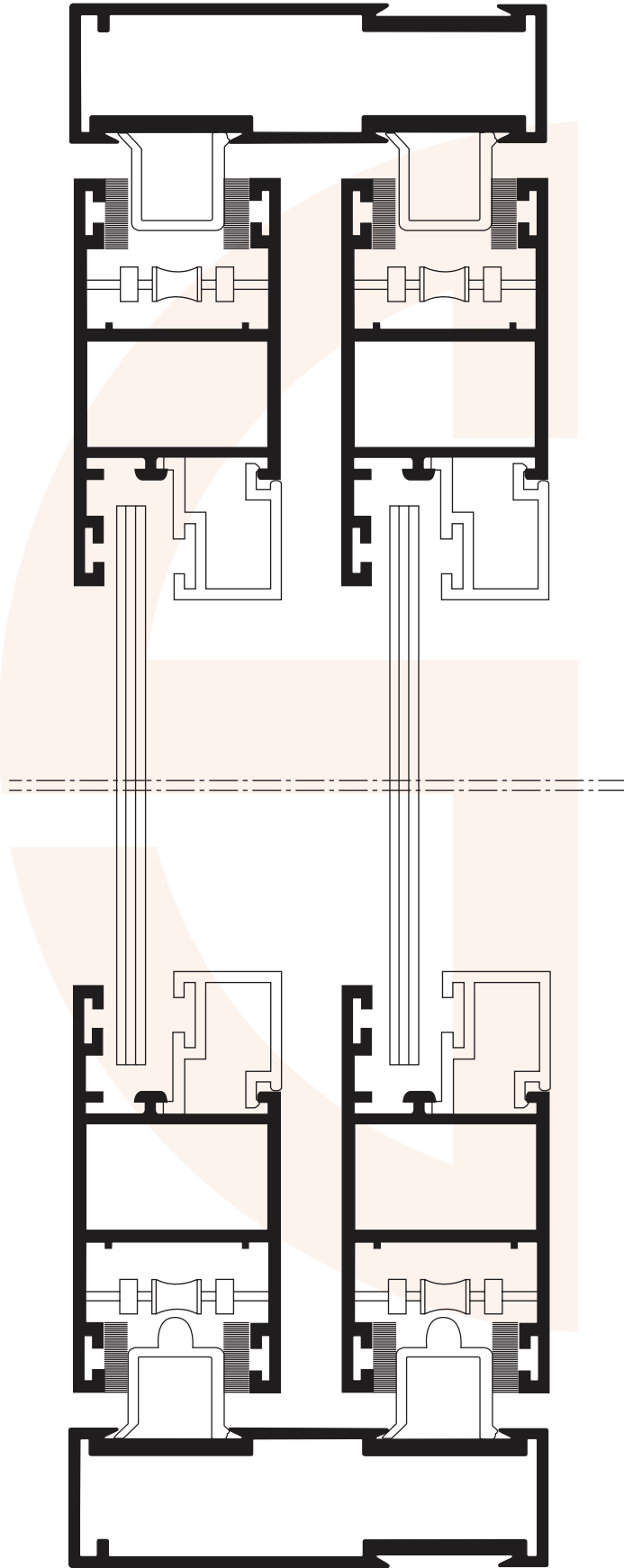
**SD 1672**  
4,300 Kg/m



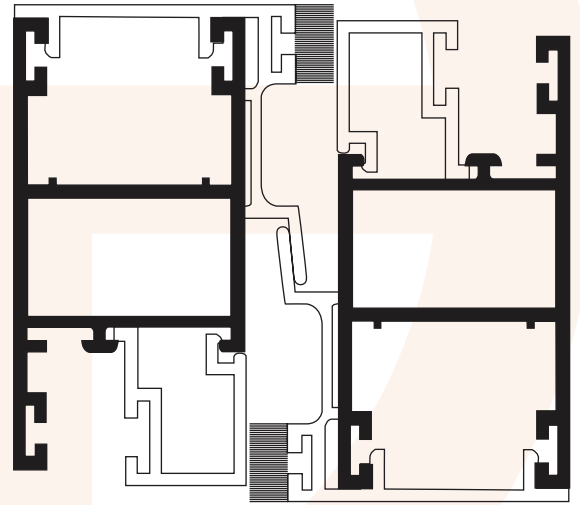
**SD 8040**  
1,170 Kg/m



**SD 1671**  
0,555 Kg/m

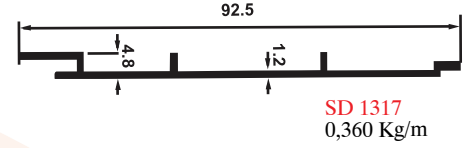
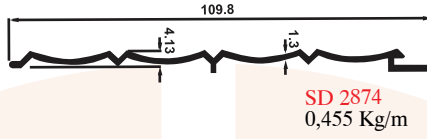
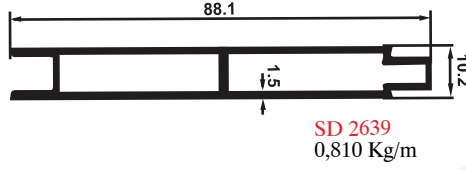
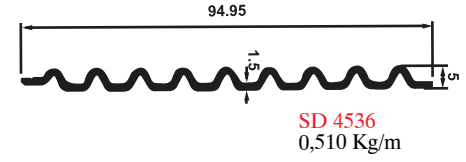
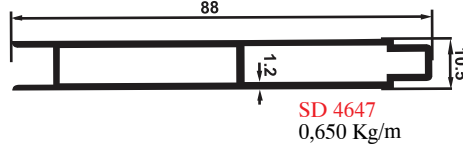
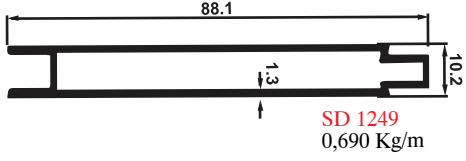


DETAY 3

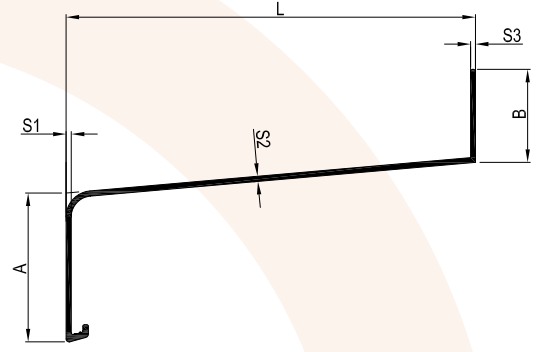
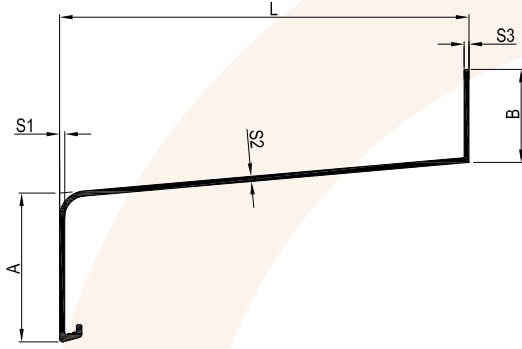


DETAY 2

## LAMBRI PROFİLLERİ

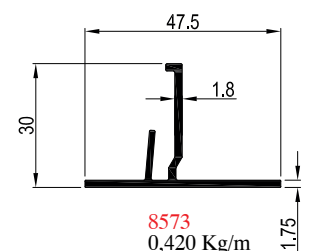
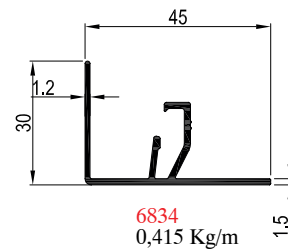


## DENİZLİK PROFİLLERİ



Profil Kod	A	L	B	S1	S2	S3	Kg/m
8140	25	50	25	1.2	1.2	1.2	0.331
6820	25	50	25	1.4	1.4	1.4	0.385
8141	25	70	25	1.2	1.2	1.2	0.396
6821	25	70	25	1.4	1.4	1.4	0.461
8142	25	90	25	1.2	1.2	1.2	0.461
8143	25	110	25	1.25	1.25	1.25	0.548
6823	25	110	25	1.6	1.6	1.6	0.697
8144	25	130	25	1.25	1.25	1.25	0.615
4137	25	130	25	1.4	1.5	1.3	0.719
6824	25	130	25	1.6	1.6	1.6	0.784
8145	25	150	25	1.35	1.35	1.35	0.737
4138	25	150	25	1.4	1.5	1.4	0.806
6825	25	150	25	1.6	1.6	1.6	0.871
8146	25	165	25	1.35	1.35	1.35	0.792
6826	25	165	25	1.8	1.8	1.8	1.049
8147	25	180	25	1.35	1.35	1.35	0.847
4140	25	180	25	1.4	1.5	1.4	0.928
6827	25	180	25	1.8	1.8	1.8	1.122
8148	25	195	25	1.4	1.4	1.4	0.935
4141	25	195	25	1.6	1.6	1.6	1.065
6828	25	195	25	1.8	1.8	1.8	1.195
8149	25	210	25	1.4	1.4	1.4	0.991
4142	25	210	25	1.6	1.6	1.6	1.132
6829	25	210	25	2	2	2	1.406
8150	25	225	25	1.5	1.5	1.5	1.122
6830	25	225	25	2	2	2	1.487
8151	25	240	25	1.7	1.7	1.7	1.339
4144	25	240	25	1.6	1.8	1.6	1.389

Profil Kod	A	L	B	S1	S2	S3	Kg/m
6831	25	240	25	2	2	2	1.568
8159	25	260	25	2.1	2.1	2.1	1.763
6832	25	260	25	2.2	2.2	2.2	1.839
8160	25	280	25	2.1	2.1	2.1	1.877
6833	25	280	25	2.2	2.2	2.2	1.959
8067	40	50	25	1.2	1.2	1.2	0.380
8315	40	70	25	1.2	1.2	1.2	0.444
8262	40	90	25	1.2	1.2	1.2	0.509
8263	40	110	25	1.25	1.25	1.25	0.598
4939	40	130	25	1.2	1.2	1.3	0.645
4940	40	150	25	1.3	1.3	1.3	0.761
4941	40	165	25	1.3	1.3	1.3	0.815
4942	40	180	25	1.3	1.3	1.3	0.867
8264	40	195	25	1.4	1.4	1.4	0.991
8114	40	210	25	1.4	1.4	1.4	1.048
8316	40	225	25	1.5	1.5	1.5	1.183
5133	40	240	25	1.5	1.5	1.5	1.244
8152	40	260	25	2.1	2.1	2.1	1.848
8068	40	280	25	2.1	2.1	2.1	1.962































## CEPHE GİYDİRME PROFİLLERİ WALL CLADDING PROFILES

ÜRÜN TEKNİK  
ÖZELLİKLERİ

TÜM SİSTEMLER  
SC (T) - SC (T+) - MC (T)  
MC (T+) - KC (T) - EC (T)

SIRA NO	PROFİL KESİTİ	PROFİL NO	PROFİL AÇIKLAMASI	KESİT ÇEVRESİ	ALAN mm <sup>2</sup>	AĞIRLIK gr/m	lx cm <sup>4</sup>	ly cm <sup>4</sup>
1		SC 01 01	TAŞIYICI PROFİL	496	426	1150	14.17	10 ,10
2		SC 01 02	TAŞIYICI PROFİL	576	492	1328	30.96	13.58
3		SC 01 03	TAŞIYICI PROFİL	656	547.5	1478	57.05	16.88
4		SC 01 04	TAŞIYICI PROFİL	736	603.5	1630	93.71	20.19
5		SC 01 05	TAŞIYICI PROFİL	815	679	1833	152.27	23.85
6		SC 01 06	TAŞIYICI PROFİL	894	787	2125	223.92	30 ,03
7		SC 01 07	TAŞIYICI PROFİL	974	879.5	2375	312.29	35.35
8		SC 01 08	TAŞIYICI PROFİL	1055	980	2646	423.33	41.12
9		SC 01 09	TAŞIYICI PROFİL	1134	1114	3008	566.44	48.58
10		SC 01 10	TAŞIYICI PROFİL ( 2 mm)	493	489	1320	15.94	11 ,84
11		SC 01 11	TAŞIYICI PROFİL ( 2 mm)	573	578	1547	35.64	16.61
12		SC 01 12	TAŞIYICI PROFİL ( 2 mm)	653	658	1777	66.59	21.22
13		SC 01 13	TAŞIYICI PROFİL ( 2 mm)	733	738	1993	110.49	25.83
14		SC 01 14	TAŞIYICI PROFİL ( 2 mm)	812	837	2260	177.80	30.77
15		SC 01 15	TAŞIYICI PROFİL ( 2 mm)	890.5	917	2476	255.48	35.38
16		SC 01 16	TAŞIYICI PROFİL ( 2 mm)	972	997	2692	351.46	39.99
17		SC 01 17	TAŞIYICI PROFİL ( 2 mm)	1052.5	1076.6	2907	467.27	44.60
18		SC 01 19 - A	TAŞIYICI PROFİL	422	405	1093	32.96	6, 28
19		SC 01 19 - B	TAŞIYICI PROFİL	454	438.4	1184	35.37	7, 95
20		SC 01 20 - A	TAŞIYICI PROFİL	462	435	1174	58.23	7,12
21		SC 01 20 - B	TAŞIYICI PROFİL	494	468.4	1265	63.02	8,97
22		SC 01 21 - A	TAŞIYICI PROFİL	502	465	1255	92.12	7,84
23		SC 01 21 - B	TAŞIYICI PROFİL	534	498.5	1346	100.04	9,85
24		SC 01 22 - A	TAŞIYICI PROFİL	542	496	1339	135.30	8,4 7
25		SC 01 22 - B	TAŞIYICI PROFİL	574	528.5	1427	147	10,63
26		SC 01 23 - A	TAŞIYICI PROFİL	581	525	1417	188.26	9,03











ÜRÜN TEKNİK  
ÖZELLİKLERİ

TÜM SİSTEMLER  
SC (T) - SC (T+) - MC (T)  
MC (T+) - KC (T) - EC (T)

SIRA NO	PROFİL KESİTİ	PROFİL NO	PROFİL AÇIKLAMASI	KESİT ÇEVRESİ	ALAN mm <sup>2</sup>	AĞIRLIK gr/m	Ix cm <sup>4</sup>	Iy cm <sup>4</sup>
27		SC 01 23 - B	TAŞIYICI PROFİL	614	558.5	1508	204.51	11,32
28		SC 01 24 - A	TAŞIYICI PROFİL	621	599	1617	260.76	10,04
29		SC 01 24 - B	TAŞIYICI PROFİL	654	632.5	1707	281.77	12, 65
30		SC 01 25 - A	TAŞIYICI PROFİL	661	635	1714	339.16	10, 48
31		SC 01 25 - B	TAŞIYICI PROFİL	694	669	1806	366.01	13,22
32		SC 01 26 - A	TAŞIYICI PROFİL	701	671	1811	430.25	10,89
33		SC 01 26 - B	TAŞIYICI PROFİL	734	704.5	1902	463.62	13,74
34		SC 01 27	DİK KÖŞE TAŞIYICI PROFİL	937	823	2224		
36		SC 01 29	AÇILI KÖŞE PROFİLİ	259	225	608		
37		SC 01 30	AÇILI KÖŞE PROFİLİ	371	331	894		
38		SC 02 01	ÇİFT CAM PANEL PROFİL	383.3	260.5	703		
39		SC 02 02	TEK CAM PANEL PROFİLİ	352	235	635		
40		SC 02 03	KOMPOZE PANEL PROFİLİ	354	237.5	641		
41		SC 02 04	YALITIMLI ÇİFT CAM PANEL PROFİLİ	524	394	1048		
42		SC 02 05	YALITIMLI TEK CAM PANEL PROFİLİ	488.5	366	972		
43		SC 02 06	YALITIMLI KOMPOZE PANEL PROFİLİ	495.5	377	1001		
44		SC 02 07	SİLİKON YAPIŞTIRMA PROFİLİ	58	40.5	110		
45		SC 02 08	ÇİFT CAM ŞEKİLLİ PANEL PROFİL	397	270	729		
46		SC 02 09	BİTİŞ APARATI	263	183	495		
47		SC 02 10	KALIN SERİ PANEL PROFİLLERİ	385.9	334	902		
48		SC 02 11	KALIN SERİ PANEL PROFİLLERİ	357.6	303.6	820		
49		SC 02 12	KALIN SERİ PANEL PROFİLLERİ	361.4	306	826		
50		SC 02 13	KALIN SERİ PANEL PROFİLLERİ	396	342.6	926		
51		SC 02 14	KALIN SERİ ISI YALITIMLI PANEL PROFİLLERİ	467.4	532.4	1263		
52		SC 02 15	KALIN SERİ ISI YALITIMLI PANEL PROFİLLERİ	500.2	434.6	1174		
53		SC 02 16	KALIN SERİ ISI YALITIMLI PANEL PROFİLLERİ	514	447	1207		
54		SC 03 01-1	KIRLANGIÇ GEÇME PROFİLİ	98,5	92	249		
55		SC 03 01-2	KIRLANGIÇ GEÇME PROFİLİ					
56		SC 03 01-3	KIRLANGIÇ GEÇME PROFİLİ					
57		SC 03 01-4	KIRLANGIÇ GEÇME PROFİLİ					

















ÜRÜN TEKNİK  
ÖZELLİKLERİ

TÜM SİSTEMLER  
SC (T) - SC (T+) - MC (T)  
MC (T+) - KC (T) - EC (T)

SIRA NO	PROFİL KESİTİ	PROFİL NO	PROFİL AÇIKLAMASI	KESİT ÇEVRESİ	ALAN mm <sup>2</sup>	AĞIRLIK gr/m		
58		SC 03 01-5	KIRLANGIÇ GEÇME PROFİLİ					
59		SC 03 01-6	KIRLANGIÇ GEÇME PROFİLİ					
60		SC 03 01-7	KIRLANGIÇ GEÇME PROFİLİ					
61		SC 03 01-8	KIRLANGIÇ GEÇME PROFİLİ					
62		SC 03 02-1	KIRLANGIÇ GEÇME PROFİLİ	357	370	999		
63		SC 03 02-2	KIRLANGIÇ GEÇME PROFİLİ					
64		SC 03 02-3	KIRLANGIÇ GEÇME PROFİLİ					
65		SC 03 02-4	KIRLANGIÇ GEÇME PROFİLİ					
66		SC 03 02-5	KIRLANGIÇ GEÇME PROFİLİ					
67		SC 03 02-6	KIRLANGIÇ GEÇME PROFİLİ					
68		SC 03 02-7	KIRLANGIÇ GEÇME PROFİLİ					
69		SC 03 02-8	KIRLANGIÇ GEÇME PROFİLİ					
70		SC 03 03	TIJ PROFİLİ	50.5	36	97		
71		SC 03 04	DIŞTAN BAĞLANTI PROFİLİ	64	78.5	212		
72		SC 03 05	PANEL OTURTMA PROFİLİ	-	-	243		
73		SC 03 07	KÖŞE TAKOZU	359	641	1731		
74		SC 03 08	KÖŞE TAKOZU	355	854	2306		
75		SC 03 09	SAKLI KANAT KASA KÖŞE TAKOZ PROFİLİ	254	581	1569		
76		SC 03 10-1	KLASİK TAŞIYICI BAĞLANTI PROFİLİ	259	297	802		
77		SC 03 10-2	KLASİK TAŞIYICI BAĞLANTI PROFİLİ					
78		SC 03 10-3	KLASİK TAŞIYICI BAĞLANTI PROFİLİ					
79		SC 03 10-4	KLASİK TAŞIYICI BAĞLANTI PROFİLİ					
80		SC 03 10-5	KLASİK TAŞIYICI BAĞLANTI PROFİLİ					
81		SC 03 10-6	KLASİK TAŞIYICI BAĞLANTI PROFİLİ					
82		SC 03 10-7	KLASİK TAŞIYICI BAĞLANTI PROFİLİ					
83		SC 03 10-8	KLASİK TAŞIYICI BAĞLANTI PROFİLİ					
84		SC 03 10-9	KLASİK TAŞIYICI BAĞLANTI PROFİLİ					
85		SC 03 10-10	KLASİK TAŞIYICI BAĞLANTI PROFİLİ					
86		SC 03 12	CAM OTURTMA PROFİLİ	55	54.5	147		
87		SC 03 13-1	ALÜMİNYUM ANKRAJ (100)	698	1896	5119		

ÜRÜN TEKNİK  
ÖZELLİKLERİ






























TÜM SİSTEMLER  
SC (T) - SC (T+) - MC (T)  
MC (T+) - KC (T) - EC (T)

SIRA NO	PROFİL KESİTİ	PROFİL NO	PROFİL AÇIKLAMASI	KESİT ÇEVRESİ	ALAN mm <sup>2</sup>	AĞIRLIK gr/m		
88		SC 03 13-2	ALÜMİNYUM ANKRAJ (100)	698	1896	5119		
89		SC 03 1 4-1	ALÜMİNYUM ANKRAJ (70)	578	1596	4309		
90		SC 03 1 4-2	ALÜMİNYUM ANKRAJ (70)	578	1596	4309		
91		SC 03 15	ALÜMİNYUM ANKRAJ (90)	207	493	1331		
92		SC 03 16-1	TAŞIYICI ZIVANA PROFİLİ	1037	1141.5	3082		
93		SC 03 16-2	TAŞIYICI ZIVANA PROFİLİ	-	-	-		
94		SC 03 16-3	TAŞIYICI ZIVANA PROFİLİ	-	-	-		
95		SC 03 16-4	TAŞIYICI ZIVANA PROFİLİ	-	-	-		
96		SC 03 16-5	TAŞIYICI ZIVANA PROFİLİ	-	-	-		
97		SC 03 16-6	TAŞIYICI ZIVANA PROFİLİ	-	-	-		
98		SC 03 16-7	TAŞIYICI ZIVANA PROFİLİ	-	-	-		
99		SC 03 18	AYARLI KARŞILIK PROFİLİ	-	-	-		
100		SC 03 19	KANAT MAKASLARI ( 261.5)	-	-	-		
101		SC 03 20	KANAT MAKASLARI ( 317.5)	-	-	-		
102		SC 03 21	KANAT MAKASLARI ( 353.5)	-	-	-		
103		SC 03 22	KANAT MAKASLARI ( 414.5)	-	-	-		
104		SC 03 23	KANAT MAKASLARI ( 458.5)	-	-	-		
105		SC 03 24	KANAT MAKASLARI ( 511.5)	-	-	-		
106		SC 03 25	KANAT MAKASLARI ( 556.5)	-	-	-		
107		SC 03 26	KANAT MAKASLARI ( 602.5)	-	-	-		
108		SC 03 27	KANAT MAKASLARI (707.5)	-	-	-		
109		SC 03 28	KÖŞE HAREKET AKTARICISI	-	-	-		
110		SC 03 29	KANAT AÇMA KOLU (SILVER)	-	-	-		
111		SC 03 30	KANAT AÇMA KOLU (RAL 9005)	-	-	-		
112		SC 03 31	KANAT AÇMA KOLU (SILVER)	-	-	-		
113		SC 03 32	KANAT AÇMA KOLU (RAL 9005)	-	-	-		
114		SC 03 33-1	GALVANİZLİ ANKRAJ (ELEKTROLİZE 80 mm)					
115		SC 03 33-2	GALVANİZLİ ANKRAJ (ELEKTROLİZE 80 mm)					
116		SC 03 34 -1	GALVANİZLİ ANKRAJ (ELEKTROLİZE 100 mm)					
117		SC 03 34 -2	GALVANİZLİ ANKRAJ (ELEKTROLİZE 100 mm)					



ÜRÜN TEKNİK  
ÖZELLİKLERİ

TÜM SİSTEMLER  
SC (T) - SC (T+) - MC (T)  
MC (T+) - KC (T) - EC (T)

SIRA NO	PROFİL KESİTİ	PROFİL NO	PROFİL AÇIKLAMASI	KESİT ÇEVRESİ	ALAN mm <sup>2</sup>	AĞIRLIK gr/m		
118		SC 03 35-1	GALVANİZLİ ANKRAJ (ELEKTROLİZE 120 mm)					
119		SC 03 35-2	GALVANİZLİ ANKRAJ (ELEKTROLİZE 120 mm)					
120		SC 03 36-1	GALVANİZLİ ANKRAJ (ELEKTROLİZE 150 mm)					
121		SC 03 36-2	GALVANİZLİ ANKRAJ (ELEKTROLİZE 150 mm)					
122		SC 03 37-1	GALVANİZLİ ANKRAJ (ELEKTROLİZE 200 mm)					
123		SC 03 37-2	GALVANİZLİ ANKRAJ (ELEKTROLİZE 200 mm)					
124		SC 03 38 -1	GALVANİZLİ ANKRAJ (DALDIRMA 80 mm)					
125		SC 03 38 -2	GALVANİZLİ ANKRAJ (DALDIRMA 80 mm)					
126		SC 03 39 -1	GALVANİZLİ ANKRAJ (DALDIRMA 100 mm)					
127		SC 03 39 -2	GALVANİZLİ ANKRAJ (DALDIRMA 100 mm)					
128		SC 03 40 -1	GALVANİZLİ ANKRAJ (DALDIRMA 120 mm)					
129		SC 03 40 -2	GALVANİZLİ ANKRAJ (DALDIRMA 120 mm)					
130		SC 03 41 -1	GALVANİZLİ ANKRAJ (DALDIRMA 150 mm)					
131		SC 03 41 -2	GALVANİZLİ ANKRAJ (DALDIRMA 150 mm)					
132		SC 03 42 -1	GALVANİZLİ ANKRAJ (DALDIRMA 200 mm )					
133		SC 03 42-2	GALVANİZLİ ANKRAJ (DALDIRMA 200 mm )					
134		SC 03 43	İÇTEN BAĞLANTI PROFİLİ	94	139	375		
135		SC 03 44	İÇTEN BAĞLANTI PROFİLİ	193	564	1523		
136		SC 04 01	PANEL ÇERÇEVE FITİLİ	-	-	83		
137		SC 04 02	PANEL ÇERÇEVE FITİLİ (KOŞE)	-	-	11,5		
138		SC 04 03	TAŞIYICI ÖN FITİLİ	-	-	197		
139		SC 04 04	TAŞIYICI ÖN FITİLİ (MERKEZ)	-	-	21		
140		SC 04 05	TAŞIYICI ÖN FITİLİ (MERKEZ)	-	-	28		
141		SC 04 06	TAŞIYICI ÖN FITİLİ (MERKEZ)	-	-	36		
142		SC 04 07	PANEL VE TAŞIYICI İÇ FITİLİ	-	-	58		
143		SC 04 08	PANEL VE TAŞIYICI İÇ FITİLİ	-	-	86		
144		SC 04 09	PANEL VE TAŞIYICI İÇ FITİLİ	-	-	105		
145		SC 04 10	PANEL VE TAŞIYICI İÇ FITİLİ	-	-	124		
146		SC 04 11	PANEL VE TAŞIYICI İÇ FITİLİ	-	-	146		
147		SC 04 12-1	KIRLANGIÇ GEÇME TAŞIYICI BAĞLANTI YAKA FITİLİ(37'lik)	-	-	8		





























ÜRÜN TEKNİK  
ÖZELLİKLERİ

TÜM SİSTEMLER  
SC (T) - SC (T+) - MC (T)  
MC (T+) - KC (T) - EC (T)

SIRA NO	PROFİL KESİTİ	PROFİL NO	PROFİL AÇIKLAMASI	KESİT ÇEVRESİ	ALAN mm <sup>2</sup>	AĞIRLIK gr/m		
148		SC 04 12-2	KIRLANGIÇ GEÇME TAŞIYICI BAĞLANTI YAKA FİTİLİ(57'lik)	-	-	9,1		
149		SC 04 12-3	KIRLANGIÇ GEÇME TAŞIYICI BAĞLANTI YAKA FİTİLİ(77'lik)	-	-	11,1		
150		SC 04 12-4	KIRLANGIÇ GEÇME TAŞIYICI BAĞLANTI YAKA FİTİLİ(97'lik)	-	-	13		
151		SC 04 12-5	KIRLANGIÇ GEÇME TAŞIYICI BAĞLANTI YAKA FİTİLİ(117'lik)	-	-	15,0		
152		SC 04 12-6	KIRLANGIÇ GEÇME TAŞIYICI BAĞLANTI YAKA FİTİLİ(137'lik)	-	-	17,0		
153		SC 04 12-7	KIRLANGIÇ GEÇME TAŞIYICI BAĞLANTI YAKA FİTİLİ(157'lik)	-	-	19,0		
154		SC 04 12-8	KIRLANGIÇ GEÇME TAŞIYICI BAĞLANTI YAKA FİTİLİ(177'lik)	-	-	21,0		
155		SC 04 13-1	KLASİK TAŞIYICI BAĞLANTI YAKA FİTİLİ (35'lik)	-	-	5		
156		SC 04 13-2	KLASİK TAŞIYICI BAĞLANTI YAKA FİTİLİ (55'lik)	-	-	7		
157		SC 04 13-3	KLASİK TAŞIYICI BAĞLANTI YAKA FİTİLİ (75'lik)	-	-	8,5		
158		SC 04 13-4	KLASİK TAŞIYICI BAĞLANTI YAKA FİTİLİ ( 95'lik )	-	-	10,7		
159		SC 04 13-5	KLASİK TAŞIYICI BAĞLANTI YAKA FİTİLİ (115'lik)	-	-	12,9		
160		SC 04 13-6	KLASİK TAŞIYICI BAĞLANTI YAKA FİTİLİ (135'lik)	-	-	15,1		
161		SC 04 13-7	KLASİK TAŞIYICI BAĞLANTI YAKA FİTİLİ (155'lik)	-	-	17,3		
162		SC 04 13-8	KLASİK TAŞIYICI BAĞLANTI YAKA FİTİLİ (175'lik)	-	-	19,5		
163		SC 04 16	AÇILI KÖŞE TAŞIYICI ÖN FİTİLİ	-	-	468		
164		SC 04 17	KALIN KAMA FİTİL	-	-	77		
165		SC 03 45	PVC KONDENS PROFİLİ	-	-	-		
166								
167								
168								
169								
170								
171								
172								
173								
174								
175								
176								
177								



























ÜRÜN TEKNİK  
ÖZELLİKLERİ

TÜM SİSTEMLER  
SC (T) - SC (T+) - MC (T)  
MC (T+) - KC (T) - EC (T)

SIRA NO	PROFİL KESİTİ	PROFİL NO	PROFİL AÇIKLAMASI	KESİT ÇEVRESİ	ALAN mm <sup>2</sup>	AĞIRLIK gr/m		
178		KC 02 01	SAKLI KANAT KASA PROFİLİ	404	272	735		
179		KC 03 01	BASKI PROFİLİ	141.5	154	416		
180		KC 03 02	YARI KAPAKLI BASKI PROFİLİ	99	95.5	258		
181		KC 03 03	KÖŞE BAĞLANTI PROFİLİ	545	556	1501		
182		KC 03 04	KÖŞE BAĞLANTI PROFİLİ	288	299	807		
183		KC 03 05	KÖŞE BAĞLANTI PROFİLİ	140	140	378		
184		KC 03 06	KAPAK PROFİLİ	176.5	127	343		
185		KC 03 07	AÇILI BASKI PROFİLİ	299	275	743		
186		KC 03 08	KÖŞE BAĞLANTI PROFİLİ	111	108	292		
187		KC 03 09	KAPAK PROFİLİ	144.4	105.9	286		
188		KC 03 10	KAPAK PROFİLİ	156.5	114	308		
189		KC 03 11	KAPAK PROFİLİ	227.9	148.7	401		
190		KC 03 12	KAPAK PROFİLİ	242.2	167.7	452.8		
191		KC 03 13	KAPAK PROFİLİ	404	260.8	704		
192		KC 03 14	KAPAK PROFİLİ	517	361.6	976		
193		KC 03 15	KAPAK PROFİLİ	227	147.8	399		
194		KC 03 16	DAİRESEL KAPAKLI PROFİL	363	255.5	690		
195		KC 03 17	BADEM KAPAK PROFİLİ	609	455	1228		
196		KC 03 18	AÇILI KAPAKLI PROFİL	416	302	816		
197		KC 03 19	KÖŞE KAPAKLI PROFİL	136	91	246		
198		KC 03 20	BADEM KAPAK PROFİLİ	459	324.5	876		
199		KC 03 21	KAPAK DİLATASYON PROFİLİ	129	76.3	206		
200		KC 03 31	TEK CAM ADAPTÖRÜ(20mm)	128	77	208		
201		KC 03 32	TEK CAM ADAPTÖRÜ(22mm)	134.5	81	219		
202		KC 03 33	TEK CAM ADAPTÖRÜ(16mm)	110.5	66.5	180		
203		KC 03 34	TEK CAM ADAPTÖRÜ(18mm)	118.5	71	192		

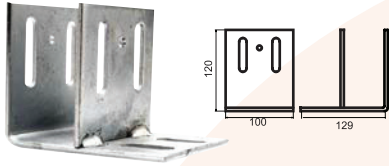
ÜRÜN TEKNİK  
ÖZELLİKLERİ

TÜM SİSTEMLER  
SC (T) - SC (T+) - MC (T)  
MC (T+) - KC (T) - EC (T)

SIRA NO	PROFİL KESİTİ	PROFİL NO	PROFİL AÇIKLAMASI	KESİT ÇEVRESİ	ALAN mm <sup>2</sup>	AĞIRLIK gr/m		
204		EC 02 01	ÇİFT CAM İÇİ PANEL PROFİLİ	126	81.5	220		
205		EC 02 02	TEK CAM PANEL PROFİLİ	197	119.5	323		
206		EC 02 03	KOMPOZE PANEL PROFİLİ	211	130.5	352		
207		EC 03 01	BAĞLANTI PROFİLİ	90	77	208		
208		EC 03 02	CAM OTURTMA PROFİLİ	112	155	419		
209		MC 02 01	CAM TUTUCU TIRNAK PROFİLİ	147	147	397		
210		MC 02 02	CAM TUTUCU TIRNAK PROFİLİ	140	139.6	377		
211		KC 03 36	CAM OTURTMA PROFİLİ	78	112.5	304		
212		KC 04 01	BASKI PROFİL FİTİLİ	-	-	200		
213		KC 04 05	KASA DIŞ FİTİLİ	-	-	183		
214		KC 04 06	KASA DIŞ FİTİLİ	-	-	229		
215		KC 04 07	KASA BİNİ FİTİLİ	-	-	75		
216		KC 04 09	PANEL ÇERÇEVE KÖŞE FİTİLİ	-	-	237		
217		KC 04 10	KASA ÇARPMA FİTİLİ	-	-	35		
218		KC 04 11	KASA ÇARPMA FİTİLİ	-	-	55		
219		KC 04 12	TAŞIYICI ÖN AYAR FİTİLİ	-	-	55		
220		KC 04 13	TAŞIYICI ÖN AYAR FİTİLİ	-	-	86		
221		KC 04 14-A	YARI KAPAKLI BASKI PROFİL FİTİLİ	-	-	143		
222		KC 04 14-B	YARI KAPAKLI BASKI PROFİL FİTİLİ	-	-	48		
223		KC 04 15	AÇILI KÖŞE FİTİLİ	-	-	93		
224		KC 04 17	AÇILI KÖŞE FİTİLİ	-	-	106		
225		KC 04 19	AÇILI BASKI ALTI FİTİLİ	-	-	74		
226		KC 04 20	TEKASİL PROFİL NATUREL DOLGU SİLİKONU ( RENK )					
227		KC 04 21	TEKASİL T , ISICAM ve CAM CEPHE BONDING SİLİKONU (RENK )					
228		KC 04 22	TECH - FLEX 007, PU MASTİK SHORE A SERTLİĞİ :40 ( RENK )					
229		EC 04 01	POLİÜRETAN DOLGU FİTİLİ	-	-	-		

ALÜMİNYUM AKSESUAR GRUBU  
ALUMINIUM ACCESSORIES

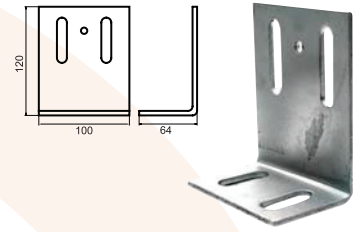
KA-5006



F Tipi Cephe Ankraji  
F Type Facade Anchor

Code	Dimensions
5006A	80 mm
5006B	100 mm
5006C	120 mm
5006D	150 mm


KA-5007



L Tipi Cephe Ankraji  
L Type Facade Anchor

Code	Dimensions
5007A	80 mm
5007B	100 mm
5007C	120 mm
5007D	150 mm

KA-5008



U Tipi Cephe Ankraji  
U Type Facade Anchor

Code	Dimensions
5008A	80 mm
5008B	100 mm
5008C	120 mm
5008D	150 mm

KA-5009



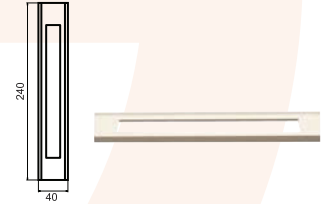
C-60 Makaralı Kilit Karşılığı  
C-60 Locking Plate

KA-5010




C-60 Dilli Kilit Karşılığı  
C-60 Locking Plate

KA-5011




C-60 Kilit Karşılığı Altı  
C-60 Locking Plate

KA-5013



Aldoks Dilli Kilit Karşılığı  
Locking Plate

KA-5014



Aldoks Makaralı Kilit Karşılığı  
Locking Plate

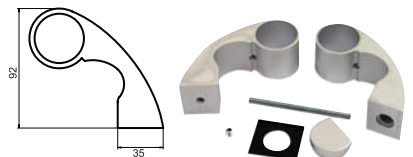
KA-5015



Akbank Kapı Kolu  
Akbank Door Handle

Code	Dimensions
5015A	Kapalı/Close
5015B	Açık/Open

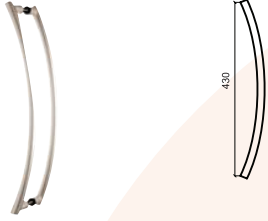
KA-5016



Akbank Kıvrımlı Kol Aparatı  
Akbank Door Handle

ALÜMİNYUM AKSESUAR GRUBU  
ALUMINIUM ACCESSORIES

KA-5020



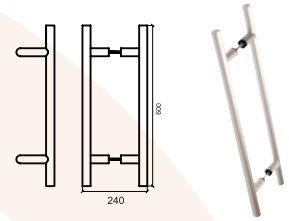
Yay Kol  
Bow Handle

Code	Dimensions
5020A	400 mm
5020B	500 mm
5020C	600 mm
5020D	700 mm
5020E	800 mm


KA-5021

H Kol  
H Handle

Code	Dimensions
5021A	400 mm
5021B	500 mm
5021C	600 mm
5021D	700 mm
5021E	800 mm
5021F	1000 mm
5021G	1200 mm



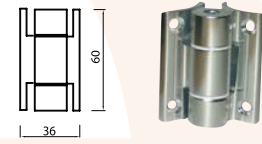
KA-5029



Köşeli H Kol  
Cornered H Handle

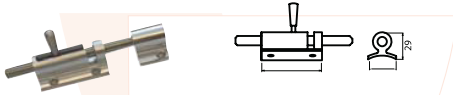
Code	Dimensions
5029A	400 mm
5029B	500 mm
5029C	600 mm
5029D	700 mm
5029E	800 mm

Küpeşte Kapı Menteşesi  
Handrail Door Hinge



KA-5030

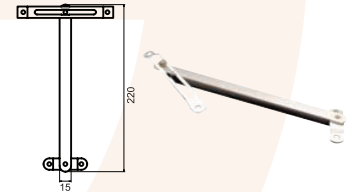
KA-5031



Kapı Sürgü  
Door Slide

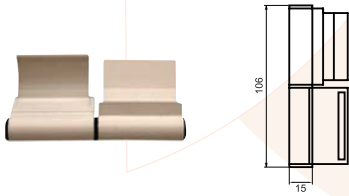
Vasistas Makası  
Arm for Window

Code	Dimensions
5040A	13 mm
5040B	22 mm



KA-5040

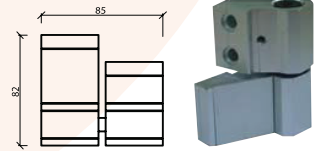
KA-5070



Aldoks Çakma Menteşe  
Aldox Hinge

C-60 Menteşe Köşeli  
C-60 Hinge Cornered

Code	Dimensions
5071A	Eşit Kenarlı
5071B	Kısa Kenarlı



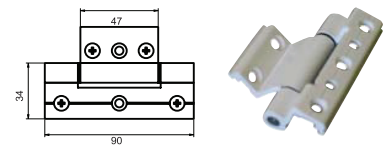
KA-5071

KA-5072



Aldoks Geçme Menteşe  
Aldox Hinge

Boral Sistem Menteşe  
Door Hinge

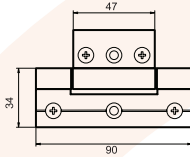


KA-5073



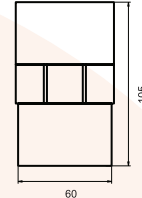
ALÜMİNYUM AKSESUAR GRUBU  
ALUMINIUM ACCESSORIES

KA-5074




Saray Isı Yalıtım Menteşe  
Door Hinge

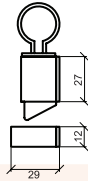
C-60 Geçme Menteşe  
Hinge



KA-5075



KA-5076



Aldoks Çarpma Çitçit  
Finger Pull Lock

Lama Kol

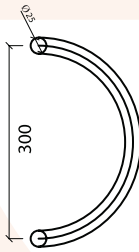
Code	Dimensions
5079A	800 mm
5079B	900 mm
5079C	1000 mm
5079D	1100 mm
5079E	1200 mm



KA-5079



KA-5082



Yarım Ay Kol  
Half Moon Handle

Code	Dimensions
5082A	200 mm
5082B	300 mm
5082C	350 mm

Mini Kıvrık Kol  
Mini Pull Handle

Code	Dimensions
5083	100 mm



KA-5083



KA-5084

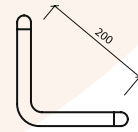


Kıvrık Kol  
Pull Handle

Code	Dimensions
5084A	200 mm
5084B	300 mm
5084C	350 mm
5084D	400 mm
5084E	500 mm
5084F	600 mm

V Kıvrık Kol  
V Bended Handle

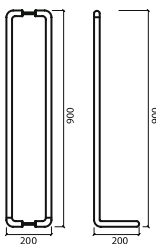
Code	Dimensions
5085A	200 mm
5085B	250 mm
5085C	300 mm
5085D	350 mm



KA-5085



KA-5086

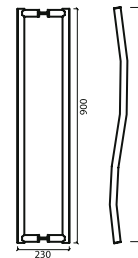


Baston Kol  
Baton Handle

Code	Dimensions
5086A	800 mm
5086B	900 mm
5086C	1000 mm
5086D	1100 mm
5086E	1200 mm

S Kol  
S Handle

Code	Dimensions
5087A	700 mm
5087B	800 mm
5087C	900 mm
5087D	1000 mm



KA-5087



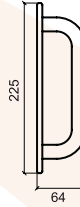
KA-5088



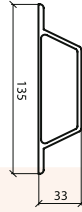
Aynalı Kıvrık Kol  
Mirror Base Bended Handle

KA-5089

Aynalı Kol  
Mirror Base Handle



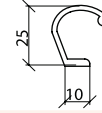
KA-5090



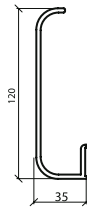

D Kol  
D Pull Handle

KA-5091

C Kol  
C Handle



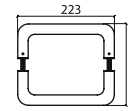
KA-5092



Kare Kol  
Square Handle

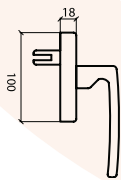
Çekme Kol  
Pull Handle

Code	Dimensions
5093A	200 mm
5093B	300 mm
5093C	400 mm
5093D	500 mm
5093E	600 mm



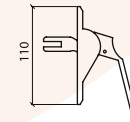
KA-5093

KA-5094



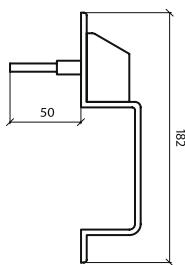
Eksenel Kol  
Axial Handle

İspanyolet Kol  
Espagnolette Handle



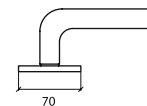
KA-5095

KA-5096



Tetik Kol  
Trigger Mechanism Handle

Rozetli Sosis Kol  
Sausage Handle With Rosette

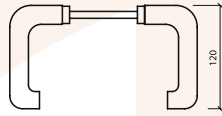


KA-5097

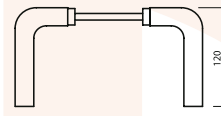
ALÜMİNYUM AKSESUAR GRUBU  
ALUMINIUM ACCESSORIES

KA-5098

Sosis Kıvrımlı Kol  
Sausage Handle Bended



Sosis Düz Kol  
Sausage Handle

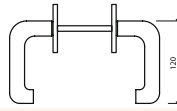


KA-5099

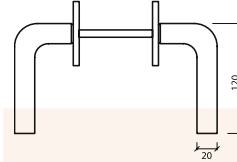


KA-5100

Sosis Kıvrımlı Rozetli Kol  
Sausage Handle Bended With Rosette



Sosis Düz Rozetli Kol  
Sausage Handle With Rosette

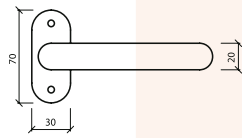
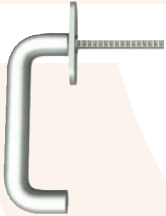


KA-5101

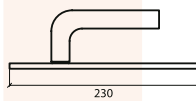


KA-5102

Kıvrımlı Sosis Kol  
Bended Sausage Handle



Düz Aynalı Sosis Kol  
Mirror Based Sausage Handle

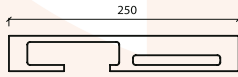


KA-5103

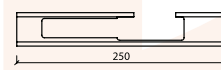


KA-5104

Özel Kilit Karşılığı  
Special Locking Plate



Özel Kilit Karşılığı  
Special Locking Plate



KA-5105



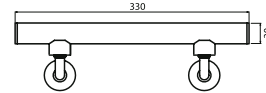
KA - 2001

Inox Kapı Kolu  
Inox Door Handle



Code	Dimensions
2001A	600 mm
2001B	700 mm
2001C	800 mm
2001D	1000 mm

Inox Eksantrik Kapı Kolu  
Inox Eccentric Door Handle



Code	Dimensions
2002A	300 mm
2002B	400 mm
2002C	500 mm
2002D	600 mm

KA - 2002



MONTAJ MALZEMELERİ / HARDWARE

KA - 3076



Akemi  
Adhesive

KA - 1025



Epoksi Yapıştırıcı  
Epoxy Adhesive

KA - 003



2K Pro Hızlı Yapıştırıcı  
2K Pro Rapid Adhesive

KA - 004



Genel Amaçlı Silikon  
Multi Purpose Silicon

KA - 005



PVC ve İnşaat Silikonu  
PVC & Construction Silicon

KA - 006



Poliüretan Montaj Köpüğü  
Polyurethane Montage Foam

KA - 007



Poliüretan Tabancalı Köpük  
Polyurethane Gun Foam

KA - 008



Poliüretan Köpük  
Polyurethane Foam

KA - 009



Sıvı Conta  
Rtv Liquid Silicone

KA - 013



Toz Pompası  
Dust Pump

KA - 010



Tornovidalar  
Various Screwdrivers

KA - 011



Penseler  
Pliers

KA - 012



Somunlar  
Various Nuts

KA - 014



Vidalar  
Various Screws

KA - 015



İmbus Vidalar  
Bolts

KA - 003A



Epoksi Tabancası  
Glue Epoxy Gun

KA - 004A



Silikon Tabancası  
Glue Silicone Gun

KA - 3075




Çelik Dübel  
Steel Socket

KA - 009



Allen Anahtar Takımı  
Allen Screwdriver Set

KA - 010



Karat Uçları  
Core Bits

KA - 016



Profesyonel Matkap  
Professional Drill

KA - 017



Matkap  
Drill

KA - 018



Taşlama Makinesi  
Grinder

KA - 019



2 Vitesli  
Darbeli Matkap  
Impact Hammer Drill

KA - 020



2 Vitesli Profesyonel  
Darbeli Matkap  
Professional  
Diamond Core Drill

## MONTAJ MALZEMELERİ / HARDWARE

KA - 021



2 Vitesli Profesyonel  
Darbeli Matkap  
Professional  
Diamond Core Drill

KA - 022



Karot Makinası  
Diamond Drilling Machine

KA - 023



Karot Makinası  
Diamond Drilling Machine

KA - 024



Karot Makinası  
Diamond Drilling Machine

KA - 025



Elektrikli Hava Üfleyci / Emici  
Electrical Blower / Absorber  
500 Watt, 3,5 m<sup>3</sup>/minute

KA - 026



Gönye Kesme  
Aluminium Saw  
2000 Watt,  
305mm, 4200 rpm

KA - 027



Üstten Tablalı Gönye Kesme  
Aluminium Saw Overhead Table  
2000 Watt,  
305mm, 4600 rpm

KA - 028



Avuç Taşlama  
Grinder  
900 Watt,  
125mm, 10.000 rpm

KA - 029



Büyük Taşlama  
Big Grinder  
2500 Watt,  
230 mm, 6500 rpm

KA - 030



Akülü Matkap  
Cordless Drill  
Lion Akü (Lion Battery)  
10,8 Volt

KA - 031



Akülü Matkap  
Cordless Drill  
2 Batarya (Battery)  
14,4 Volt

KA - 032



Darbesiz Matkap  
No Impact Drill  
400 Watt  
2.500 rpm

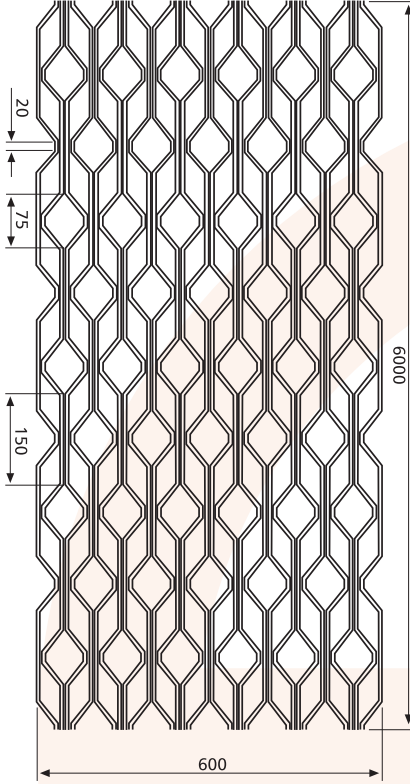
KA - 033





Kırıncı / Delici Matkap  
Diamond Core Drill  
920 Watt  
SDS Plus



## DELİKLİ LEVHA VE DEKORATİF TELLER ALUMINIUM & DECORATIVE SHEETS




Alüminyum  
Dekoratif Tel




100x200  
120x240

Yuvarlak Delikli



100x200  
120x240

Elips Delikli



100x200  
120x240


Kare Delikli




100x200  
125x250

Çeta Levha


## AKSESUARLAR ACCESSORIES




Stor Kulp Profili



Stor Profili



Stor U Profili




Stor Köşe Dönüş Eleman



Stor Sargı Mekanizması



Ara Çıta 3 Lük



Yan Çıta 3 Lük



T Çıta 3 Lük



Sinema Işıklı Basamak Profil Fitili



Etiketlik



Derz Bıçağı



1014 B Köşe



Sm 1015 İç Köşe



Sm 1015 Dış Köşe



25 Lik Boru Babası  
(Açık - Kapalı)



Boru Bağlantısı



Çift Taraflı Bant ( Şeffaf )



Şaraplık

ALÜMİNYUM İŞLEME MAKİNALARI  
ALUMINIUM PROFILE PROCESSING MACHINES

ACK 420 S YARI OTOMATİK HİDRO PNÖMATİK  
ALT TAN ÇIKMA KESME MAKİNESİ



FR 221 KOPYA FREZE  
PNÖMATİK KESME MAKİNESİ



TM 135 AHŞAP TAS  
MENTEŞE YERİ AÇMA MAKİNESİ



FR 222 PORTATİF  
KOPYA FREZE MAKİNESİ



PY 102 MANUEL  
KÖŞE DELME PRESİ

TESTERE



KD 305 PORTATİF  
DERECELİ KESME MAKİNESİ



KY 305 PORTATİF  
DERECELİ KESME MAKİNESİ







ALUMASTER OTOMATİK ÇİFT KÖŞE KESİM ve DELİK DELME MAKİNESİ  
ALUMASTER AUTOMATIC CUTTING AND DRILLING MACHINE DOUBLE CORNER



KD 400 D - DERECELİ  
KESME MAKİNESİ



DC 421 MS - ÇİFT KAFA  
KESME MAKİNESİ



KM 215 - YARI OTOMATİK  
ORTA KAYIT ALIŞTIRMA MAKİNESİ



KP 120 - HİDROLİK ALÜMİNYUM  
KÖŞE BİRLEŞTİRME PRESİ




KM 212 - PORTATİF ORTA KAYIT  
ALIŞTIRMA MAKİNESİ



MKN 100-150-300 - MANUEL DAYAMALI KONVEYÖR

## DEKORATİF YÜZEYLER DECORATIVE SURFACES




F 40 CR  
Pirelli




F 41 CR  
Manbattan



F 42 CR  
Atlanta




F 43 CR  
Quadro 2 Positive



F 46 CR  
Trittlech duo



F 47 P CR  
Pyramide +



AGOSOFT Q 10/40  
Crom




F 48 CR  
Miami



F 49 CR  
Dublin



F 50 CR  
Pesaro



F 51 CR  
Quadro 3 Silver



L 20 BL  
Focus




L 20 CR  
Focus




L 25 CR  
Elegance Mirror




L 25 CR  
Elegance




L 25 BL  
Elegance



L 24 CR  
Rillenmuster




L 26 CR  
Fine Line



L 26 CR  
Dachform I




M 01 CR  
Mirror (Ayna)



P 10 BL  
Point



P 10 CR  
Point




P 1000 CR  
Punkmuster



AGOSOFT Q 5/25  
Crom






AGOSOFT Q 5/25  
Red



AGOSOFT Q 5/25  
Mahogany



AGOSOFT Q 5/25  
Green



AGOSOFT Q 5/25  
Orange



AGOSOFT Q 5/25  
Dark Maple




KA 3 Blue 10/40  
5005



AGOSOFT Q 10/40  
Dark Maple




KA 3 CR 5/15



Wave Cross  
Orange




Wave Cross  
Green



Wave Cross  
Chrome



AGOSOFT Q 5/25  
Dark Green




AGOSOFT Q 5/25  
Dark Spanish Cherry



AGOPRO Q 10/40  
Crom



KA 3 CR 10/40  
5004



YU 3 CR 8/30  
5006



YU 3 Blue 8/30  
5007




Q 10/40  
Translucent (Şeffaf)



AGOSOFT Q 5/25  
Akça Ağaç



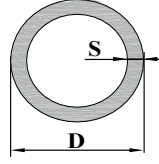
AGOPRO R 8/30  
Crom



L 25  
Elegance Blue Mirror



**STANDART PROFİLLER BORU PROFİLLER**

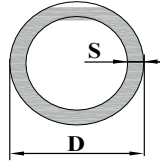


KOD	D	S	KG/M
3493	8	2	0,102
1482	10	1,6	0,113
3860	10	2	0,136
11664	10	3	0,178
17794	11	2,75	0,192
1568	12	1,5	0,133
1586	12	2	0,170
7693	12	3,25	0,242
729	12,7	2,35	0,207
1228	13	1	0,103
668	13	2	0,186
579	14	1	0,110
876	14	2	0,203
2732	15	1	0,119
1130	15	1,5	0,172
2733	15	2	0,222
9757	15,72	1,36	0,168
1078	16	1	0,127
7854	16	1,2	0,151
4983	16	1,5	0,185
4234	16	2	0,238
510	16	2,5	0,286
3767	16	3	0,331
5061	16	4	0,408
2209	16	5	0,467
11397	17	3,45	0,397
2734	18	1	0,145
4791	18	1,5	0,210
18677	18	2,5	0,330
2120	18	2,7	0,351
14272	18	4	0,475
586	19	1	0,153
8886	19	1,2	0,181
10689	19	1,5	0,224
2638	19	2,5	0,350
792	20	1	0,162
12208	20	1,5	0,235
1246	20	2	0,305
4333	20	2,5	0,371
16419	20	3	0,432
563	22	1	0,178
2027	22	1,5	0,262
2028	22	2	0,340
12203	22	2,5	0,413
13039	22	4	0,610
1500	22	5	0,721
17659	22	8,5	0,975
9959	22,72	6,56	1,005

KOD	D	S	KG/M
11795	23	4	0,645
2103	23,8	4,9	0,786
14553	24	3	0,535
2061	24	5	0,806
2784	24,8	1,75	0,343
1299	24,9	8,9	1,207
562	25	1	0,203
558	25	1,5	0,300
2009	25	2	0,390
1322	25	2,5	0,478
908	25	3	0,559
12132	25	4	0,713
7494	25	4,25	0,748
4880	25	5	0,849
695	25,4	2,7	0,520
17796	25,5	4,3	0,772
1454	25,7	1,2	0,248
12756	27	9	1,374
561	28	1	0,229
11789	28	1,5	0,338
4057	28	2	0,441
1585	28	3	0,637
6948	28	5,8	1,094
13833	28	7	1,248
587	29,5	2,25	0,520
1096	30	1	0,246
16235	30	1,5	0,362
1095	30	2	0,475
18648	30	2	0,475
1089	30	2,4	0,562
624	30	2,5	0,583
517	30	3	0,686
18649	30	3	0,686
1913	30	3,5	0,786
2576	30	3,95	0,872
2575	30	4	0,883
639	30	5	1,061
3082	30	10	1,696
3083	30	12,5	1,855
8068	30,5	3,25	0,752
1300	31,8	11,6	1,987
1581	32	1	0,262
1179	32	1,5	0,389
4923	32	2	0,511
17195	32	2	0,511
1459	32	2,5	0,626
11714	32	3	0,738

KOD	D	S	KG/M
10895	32	3,5	0,846
11223	32,5	8,25	1,698
9647	33,7	2	0,539
16840	34	1,5	0,413
18725	34	2	0,543
2191	35	1	0,289
4021	35	1,2	0,344
15864	35	1,3	0,373
10688	35	1,5	0,427
17108	35	1,9	0,535
4157	35	2	0,560
1233	35	2,5	0,689
3857	35	3	0,814
12650	35	5	1,272
809	35	7,5	1,750
15017	35	10	2,120
4350	35	14,4	2,516
5244	35,5	14,5	2,584
1861	36	1	0,297
1156	36	1,5	0,439
1770	36	6	1,527
17344	38	3	0,891
6023	38	4	1,154
14146	38	8	2,036
750	40	1,25	0,410
11055	40	1,5	0,492
3694	40	2	0,644
8403	40	2,5	0,797
3862	40	3	0,942
18650	40	3	0,942
16293	40	4	1,221
6024	40	5	1,485
4338	40	10	2,545
3081	40	15	3,181
5246	40,5	16,1	3,343
8643	42	1,35	0,466
17166	42	2	0,681
3978	42	3	0,992
18828	43	3	1,018
3368	44,5	12,25	3,351
5666	45	2	0,730
10695	45	2,5	0,902
17345	45	2,8	1,002
5293	45	3	1,069
6979	45	5	1,697
5710	46	1,5	0,567
5700	46	5	1,739

**BORU PROFİLLER**



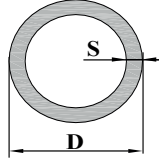
KOD	D	S	KG/M
1783	46	9	2,824
2366	48	2	0,780
4067	48	3	1,145
17103	48	4	1,493
12135	48	5	1,825
8587	48	6	2,139
16540	48,3	2,5	0,972
16902	48,3	3	1,153
2221	50	1,2	0,497
2395	50	1,5	0,617
7852	50	1,7	0,697
4982	50	1,8	0,737
1129	50	2	0,814
18651	50	2	0,814
5083	50	2,3	0,932
2517	50	2,5	1,007
2574	50	3	1,196
588	50	4	1,560
715	50	5	1,909
1784	50	9	3,129
3849	50	10	3,393
14182	50	15	4,455
16901	51	2	0,832
7028	53	6,25	2,479
15199	54	2	0,883
6947	54	16,75	5,292
17032	55	2	0,900
17091	55	2,5	1,113
6883	55	10,5	3,964
15690	55	12	4,377
17328	55	12,5	4,506
17198	55,5	4	1,747
18668	57	3,5	1,588
7772	58	2	0,951
11559	60	1,5	0,745
751	60	2	0,983
2758	60	2,5	1,219
3851	60	3	1,450
12103	60	4	1,901
12112	60	5	2,333
18605	60	5	2,333
8644	60	6	2,749
14006	60	8	3,529
4250	60	10	4,242
18924	60	12	4,887
3828	60	15	5,725
5040	60	20	6,786

KOD	D	S	KG/M
18736	61	2	1,002
15600	62	2,5	1,261
4711	63	8	3,733
14341	63,5	2	1,045
14317	64	12	5,292
3974	65	2,5	1,325
11788	65	5	2,546
15293	65	6	3,003
10516	68	4	2,171
18955	68	14	6,413
10313	70	1,5	0,872
17092	70	2	1,153
3853	70	2,5	1,431
827	70	3	1,705
16609	70	4	2,241
3848	70	15	6,998
14982	70	16	7,331
15093	70	20	8,484
780	74,5	2	1,230
16209	75	2,5	1,540
16903	75	3	1,840
1763	75	5,5	3,243
7615	75	30,5	11,513
17413	76	1,5	0,948
4235	76	3	1,858
17176	76	4	2,444
3695	80	2	1,323
3854	80	2,5	1,643
5145	80	3	1,960
18947	80	4	2,580
5117	80	5	3,181
11134	80	10	5,937
12134	80	13	7,390
12133	80	20	10,179
779	81,5	2,5	1,675
1367	81,5	4	2,630
16230	85	2,5	1,750
581	85	5	3,392
1439	85	5	3,394
10690	89	3,25	2,365
4090	90	3	2,214
3861	90	15	9,542
12558	92	5	3,691
625	95	2,5	1,962
11534	97	3	2,392
4998	100	3	2,469
12113	100	5	4,029

KOD	D	S	KG/M
17816	100	10	7,636
12431	108	3	2,673
14289	110	5	4,455
18652	110	5	4,455
15342	110	15	12,088
16424	110	20	15,269
15819	115	5	4,666
17196	120	2	2,004
4999	120	5	4,878
2673	120	7,5	7,158
14135	120	10	9,331
15343	120	15	13,360
11914	124	4	4,072
2520	125	2,5	2,599
12114	125	5	5,090
14809	125	10	9,755
11072	125	12	11,502
4349	130	42,5	31,544
15344	130	15	14,632
18997	133	2	2,222
17832	134	2	2,241
9648	140	2	2,341
15345	140	15	15,906
2672	145	5	5,937
11913	143	4	4,717
2519	150	2,2	2,758
8645	150	5	6,151
15346	150	15	17,178
10357	150	17	19,178
13804	155	4	5,125
17130	155	6,5	8,190
17697	156	3	3,894
11545	160	4	5,295
15347	160	15	18,450
5690	168	8	10,858
18810	170	3	4,250
8646	180	6	8,856



**BORU PROFİLLER**

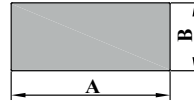


KOD	D	S	KG/M
12629	12	3	0,230
15856	12,3	1,5	0,138
17372	13,5	1,25	0,130
3097	15,5	1,8	0,209
3171	15,9	2	0,236
15944	16	1	0,127
11396	16	1,5	0,185
16576	16	2	0,238
12385	16	2,95	0,327
16795	17	6	0,562
3859	18,3	1	0,146
5554	18,85	1,3	0,195
13769	19	1	0,154
14705	19,7	1,55	0,238
15519	20	3,5	0,492
11670	20	4,8	0,619
12976	21	1,5	0,249
18910	21	1,5	0,250
14987	22	3	0,483
16208	22	3	0,483
18768	24	1,5	0,286
13603	24,6	2	0,384
15027	24,8	1,5	0,297
14538	24,8	2	0,386
16668	25	1	0,203
4655	25	2,5	0,478
17537	25	9,5	1,250
6441	25	10	1,277
12101	27	4,5	0,859
17039	28	6,85	1,229
9447	29,9	2,45	0,571
10320	32	1,5	0,389
16207	32	3	0,740
15987	32	9	1,755
18117	34	8	1,766
16904	35	1,15	0,330
12567	35	2,5	0,689
16310	35	8,5	1,913
12626	36	7,5	1,815
16793	39,5	8,25	2,187
18621	39,95	5	1,485
5535	40	2,5	0,797
13445	40	5	1,485
14246	40,5	13,75	3,121
5548	41	10,45	2,708
12321	41	15,4	3,345
16206	42	3	0,994

SARI OLAN KISIMDAKİLER TOLERANSLIDIR  
TEKNİK ÇİZİM İSTEYİNİZ.

KOD	D	S	KG/M
11752	42	9,5	2,619
8296	45	2,35	0,851
16132	45	10	2,970
11501	46	4	1,426
18282	47	2	0,764
13510	48	3	1,145
12472	48	10	3,224
9569	48,2	3,8	1,431
15748	48,3	4	1,504
11115	48,3	4,05	1,520
15098	50	4	1,561
12131	50	5	1,909
10020	50	6	2,240
13801	51	5	1,952
13032	50,2	1,8	0,740
11660	51,5	9,55	3,400
12100	51,5	10,75	3,715
5569	54,3	2	0,888
3884	54,5	2	0,891
14989	55	5	2,120
16417	55	10	3,818
3708	58	1,3	0,625
18737	60	3	1,450
13444	60	5	2,333
12471	60	9,5	4,069
11659	60	11,4	4,701
13966	60,5	23,8	7,409
7262	61,2	2,5	1,245
3709	63	1,5	0,782
17307	65	2	1,069
16938	70	3	1,707
14988	70	5	2,757
16704	71	1,5	0,886
5848	71	15,35	7,247
16276	72	17,5	8,090
17038	74	3	1,807
17308	75	2	1,240
16703	76	2	1,256
16179	80	8	4,887
11222	82,4	4	2,660
13992	84	13	7,830
17309	85	2	1,410
17310	90	2	1,493
16939	90	3	2,214
13724	102,5	5	4,137
15865	105	22	15,490
16648	108	6,3	5,435
17175	110	6	5,295
13285	114	3	2,824
12125	120	2	2,004
4666	125	6	6,056
3959	140	2,3	2,686
4348	151	53	43,419

**LAMA PROFİLLERİ**



KOD	A	B	KG/M
653	12	4	0,130
11810	12	8	0,260
7986	14	9	0,340
2291	15	2,5	0,101
2055	15	5	0,203
2002	15	10	0,405
4777	15	8	0,324
1250	15,1	3	0,122
6463	16	2	0,087
2580	16	7	0,302
2108	16,1	11	0,478
14805	18	10	0,486
3847	20	2	0,108
506	20	3	0,162
6461	20	3	0,162
647	20	4	0,216
503	20	5	0,270
1072	20	6	0,324
519	20	8	0,432
555	20	10	0,540
9653	20	12	0,648
4989	20,1	3,1	0,169
2086	21	14	0,794
994	21,3	5,3	0,305
704	21,5	5,5	0,319
6462	22	2	0,119
8668	25	2	0,135
818	25	3	0,202
638	25	4	0,270
4054	25	5	0,338
723	25	6	0,405
4889	25	10	0,675
1234	25	15	1,012
1165	25	20	1,350
3717	26	7	0,491
3648	26,3	6	0,426
16458	27,5	6	0,446
10420	29	2	0,157
3658	30	2	0,162
505	30	3	0,243
1075	30	4	0,324
710	30	5	0,405
18599	30	5	0,405
4812	30	6	0,486
4505	30	7	0,567
4405	30	8	0,648
1202	30	10	0,810
12440	30	12	0,972
5144	30	15	1,215
1469	30	16	1,296

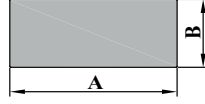
KOD	A	B	KG/M
1162	30	20	1,620
1164	30	25	2,025
2610	35	5	0,472
4793	35	6	0,567
17161	35	15	1,418
2573	35	17	1,606
1253	36	2,9	0,282
849	37	1,5	0,150
7522	37,8	5,1	0,521
16112	38	18	1,847
896	40	2	0,216
508	40	3	0,324
848	40	4	0,432
507	40	5	0,540
4232	40	6	0,648
4182	40	8	0,864
860	40	10	1,080
1163	40	15	1,620
13141	40	18	1,944
4065	40	20	2,160
18603	40	20	2,160
3975	40	25	2,700
16053	42	12	1,361
12467	45	12	1,458
10419	49	2	0,265
3660	50	2	0,270
575	50	3	0,405
5101	50	4	0,540
509	50	5	0,675
6792	50	6	0,810
2818	50	8	1,080
18643	50	8	1,080
1069	50	10	1,350
18644	50	10	1,350
12115	50	12	1,620
18645	50	12	1,620
4061	50	15	2,025
4081	50	20	2,700
4082	50	25	3,375
4083	50	30	4,050
10802	50	32	4,320
4084	50	35	4,725
3976	50	40	5,400
16504	52	47,5	6,670
16679	55	12	1,782
18361	55	38	5,643
14716	60	2	0,324
1081	60	3	0,486
3973	60	4	0,648
4085	60	5	0,810

KOD	A	B	KG/M
6728	60	6	0,972
3863	60	8	1,296
1065	60	10	1,620
18601	60	10	1,620
5418	60	12	1,944
4086	60	15	2,430
18604	60	15	2,430
4613	60	20	3,240
3850	60	25	4,050
4786	60	30	4,860
18646	60	30	4,860
12155	60	35	5,670
11232	60	40	6,480
16505	62	47,5	7,952
19014	65	25	4,388
4968	65	30	5,265
12082	70	2	0,378
716	70	3	0,567
4369	70	10	1,890
11133	70	15	2,835
4614	70	20	3,780
3831	70	35	6,615
3864	70	40	7,560
11546	70	50	9,450
14717	80	2	0,532
6959	80	4	0,864
4062	80	5	1,080
4967	80	6	1,296
591	80	8	1,728
1051	80	10	2,160
18647	80	10	2,160
17389	80	12	2,592
4737	80	15	3,240
3979	80	20	4,320
11228	80	30	6,480
11229	80	40	8,640
4609	80	50	10,800
4610	80	60	12,960
7874	90	2	0,486
14232	90	6	1,458
13229	90	10	2,430
3943	90	15	3,645
4611	90	30	7,290
8526	92	3,5	0,870
14233	92	12	2,981
717	100	2	0,540
1245	100	3	0,810
7625	100	4	1,080
612	100	5	1,350
5716	100	6	1,620



LAMA PROFİLLERİ

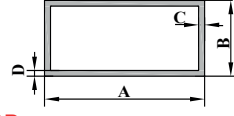
KOD	A	B	KG/M
3692	100	8	2,160
1054	100	10	2,700
18600	100	10	2,700
12645	100	12	3,240
748	100	15	4,050
3693	100	20	5,400
18602	100	20	5,400
11230	100	30	8,100
11231	100	40	10,800
1502	110	3	0,891
4409	110	8	2,376
16366	110	15	4,455
3298	110	20	5,940
17831	116,5	10	3,146
2526	120	10	3,240
2684	120	10	3,240
4738	120	15	4,860
4370	120	20	6,480
3232	127	3	1,029
5715	150	6	2,430
2522	150	10	4,050
17393	150	20	8,100
2523	150	15	6,075
11547	150	25	10,125
4787	150	30	12,150
19098	150	40	16,200
4739	160	10	4,320
16365	174	12	5,638
4740	180	10	4,860
16933	180	12	5,832
16934	180	14	6,804
14071	180	15	7,290
18341	200	5	2,700
4741	200	10	5,400
16581	200	12	6,480
4368	200	15	8,100
3529	200	25	13,500
3650	8,9	7	0,168
3113	10	3	0,081
3649	17	4,5	0,204
17753	17	8	0,367
7828	18	7	0,340
18125	19	2	0,103
4403	20	10	0,537
14211	20	15	0,810
12627	21	11	0,624
15860	22	7	0,413
7987	25	8	0,538
17755	25	8	0,540
16370	25	12	0,810



SARI OLAN KISIMDAKİLER RADÜSLÜ ve TOLERANSLIDIR  
TEKNİK ÇİZİM İSTEYİNİZ.

KOD	A	B	KG/M
3049	25,1	8	0,543
16051	28	25	1,852
8122	28	26	1,966
8145	30	7	0,564
15919	30	15	1,196
16050	30	20	1,585
2959	31,5	4	0,340
6943	35	13	1,229
16371	35	25	2,363
2842	35,1	8	0,759
16348	40	2	0,216
6793	40	10	1,079
16013	40	12	1,296
16441	40	20	2,160
3214	40	30	3,238
14831	41	12	1,326
16732	45	6	0,730
17928	45	10	1,212
12549	50	3	0,405
12511	50	12	1,599
12548	50	15	2,025
17401	50	20	2,700
12521	52	3	0,421
6791	55,8	25,8	3,879
16277	60	5	0,810
15185	60	6	0,972
16278	60	15	2,430
14316	60	15	2,422
16265	60	50	8,100
7155	64	34	5,874
12523	69	2	0,373
16758	70	25	4,725
16266	70	30	5,670
12478	75	70	14,175
13504	80	15	3,184
16611	80	25	5,400
13522	80	30	6,475
9207	85	25	5,738
16372	90	20	4,860
16373	90	25	6,075
16374	90	40	9,720
16890	100	25	6,775
16239	100	50	13,500
16375	100	60	16,200
10672	102	5,8	1,597
10128	120	4	1,296
10129	120	8	2,592
18524	120	10	3,240
16612	120	40	12,960
16613	120	60	19,440
13529	170	5	2,295

**DİKDÖRTGEN PROFİLLER**

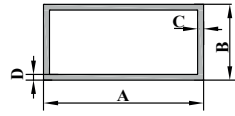


KOD	A	B	C	D	KG/M
1114	16	12	1	1	0,140
955	18	12	1	1	0,151
741	18	12	1,5	1,5	0,219
1037	18	14	1	1	0,162
5993	20	8	1,2	1,2	0,166
761	20	10	1,2	1,2	0,165
12512	20	10	2	2	0,281
11424	20	15	2	2	0,335
14939	21,8	8,5	1,5	1,5	0,249
13855	25	15	1,8	1,8	0,354
4545	25	15	2	2	0,389
943	25	17	1	1	0,216
13779	25	20	2	2	0,443
18676	25	20	2,25	2,25	0,492
541	27,5	13,5	1,2	1,2	0,256
821	35	8	1,3	1,3	0,284
1819	30	15	1	1	0,232
1112	30	15	2	2	0,443
733	30	20	1,2	1,2	0,308
5323	30	20	2	2	0,497
16676	30	20	3	3	0,713
17111	34	20	3	3	0,778
821	35	8	1,3	1,3	0,284
11297	35	12	1,4	1,4	0,335
18653	35	25	2	2	0,605
15912	36,8	32	2	2	0,700
11514	38,1	25,4	1,63	1,63	0,530
16094	40	10	1,5	1,5	0,381
1092	40	15	1,5	1,5	0,421
3489	40	15	1,8	1,8	0,500
13186	40	15	2	2	0,551
4665	40	20	1	1	0,313
852	40	20	1,2	1,2	0,373
5331	40	20	1,3	1,3	0,404
8106	40	20	1,5	1,5	0,462
16798	40	20	1,6	1,6	0,492
3814	40	20	2	2	0,604
5005	40	20	2,5	2,5	0,743
4239	40	20	3	3	0,875
621	40	25	1	1	0,340

KOD	A	B	C	D	KG/M
5369	40	25	2	2	0,659
2677	40	30	1	1	0,367
16168	40	30	1,5	1,5	0,543
4397	40	30	2	2	0,712
4944	40	30	2,5	2,5	0,878
6251	40	30	3	3	1,037
11135	40	30	4	4	1,339
4952	40	35	2	2	0,767
14547	50	19	2	2	0,702
18176	50	20	1,2	1,2	0,438
3816	50	20	2	2	0,712
17109	50	20	3	3	1,037
17131	50	20	4	4	1,340
1782	50	25	2	2	0,767
10127	50	30	1,1	1,1	0,462
1085	50	30	1,5	1,5	0,624
18661	50	30	1,8	1,8	0,743
3980	50	30	2	2	0,820
4917	50	30	2,5	2,5	1,013
3855	50	30	3	3	1,199
4792	50	30	4	4	1,555
1318	50	40	1	1	0,475
797	50	40	1,1	1,1	0,521
3870	50	40	2	2	0,928
4547	50	40	2,5	2,5	1,148
3827	50	40	3	3	1,360
11136	50	40	4	4	1,771
12553	56	25	2	2	0,832
16895	60	10	2	2	0,715
17341	60	20	1,2	1,2	0,462
767	60	20	1,5	1,5	0,624
16797	60	20	1,6	1,6	0,664
4240	60	20	2	2	0,821
516	60	30	1,4	1,4	0,659
4489	60	30	2	2	0,929
5259	60	30	3	3	1,361
1079	60	40	1,5	1,5	0,786
3821	60	40	2	2	1,036
4056	60	40	2,5	2,5	1,282
3822	60	40	3	3	1,522
4407	60	40	4	4	1,987
4236	60	50	3	3	1,685
5832	60,5	20,4	1,7	1,7	0,712
14846	65	20	2	2	0,875

KOD	A	B	C	D	KG/M
19090	65	33	2	2	1,015
13207	65	54	1,6	1,6	1,002
1652	67	26	1	1	0,491
5462	70	20	2	2	0,929
15568	70	20	3	3	1,361
14525	70	25	2,5	2,5	1,215
1121	70	30	1,5	1,5	0,786
14281	70	30	2	2	1,037
6252	70	30	3	3	1,523
10304	70	50	3	3	1,847
5370	70	50	4	4	2,419
15078	72	22	2	2	0,972
1125	72	40	2	2	1,166
17121	72	60	4	4	2,680
746	75	32	1,3	1,3	0,735
14624	80	15	1,5	1,5	0,745
4946	80	20	1,5	1,5	0,786
16796	80	20	1,6	1,6	0,837
4055	80	20	2	2	1,036
17110	80	20	3	3	1,523
5903	80	30	2	2	1,145
13506	80	30	3	3	1,685
7749	80	40	1,4	1,4	0,886
6137	80	40	1,5	1,5	0,948
16743	80	40	1,8	1,8	1,132
10855	80	40	2	2	1,253
4058	80	40	2,5	2,5	1,552
4546	80	40	3	3	1,847
4371	80	40	4	4	2,419
4066	80	40	6	6	3,500
8752	80	50	2	2	1,361
4945	80	50	3	3	2,009
4238	80	50	4	4	2,635
10133	80	50	8	8	4,925
17648	80	60	2	2	1,470
3982	80	60	3	3	2,170
3698	80	60	4	4	2,851
13826	90	50	4	4	2,852
17631	90	60	5	5	3,780
1143	95	30	1,5	1,5	0,988
1248	95	50	1,5	1,5	1,150

**DİKDÖRTGEN PROFİLLER**



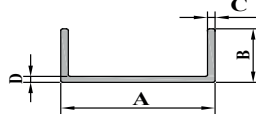
**SARI OLAN KISIMDAKİLER RADÜSLÜ ve TOLERANSLIDIR  
TEKNİK ÇİZİM İSTEYİNİZ.**

KOD	A	B	C	D	KG/M
17336	100	15	1,5	1,5	0,907
5505	100	18	2	2	1,231
7198	100	20	1,2	1,2	0,763
16583	100	20	1,6	1,6	1,010
4918	100	20	2	2	1,253
6250	100	20	3	3	1,847
18685	100	30	2	2	1,361
7199	100	40	1,2	1,2	0,891
11138	100	40	2	2	1,469
4811	100	40	2,5	2,5	1,823
12111	100	40	3	3	2,171
11139	100	40	4	4	2,851
4001	100	50	2,5	2,5	1,957
11166	100	50	1,8	1,8	1,423
13153	100	50	2	2	1,577
4237	100	50	3	3	2,333
4158	100	50	4	4	3,067
5435	100	50	5	5	3,780
4881	100	60	3	3	2,495
5294	100	60	4	4	3,283
12545	100	60	8	8	6,221
17894	110	30	3	3	2,171
16862	120	18	2	2	1,450
7222	120	20	2	2	1,469
16768	120	30	2	2	1,577
8542	120	30	3	3	2,333
11265	120	40	2	2	1,685
17102	120	40	3	3	2,495
16155	120	40	4	4	3,283
16769	120	50	2	2	1,793
19155	120	50	4	4	3,500
11140	120	60	3	3	2,819
4401	120	60	4	4	3,715
18975	120	60	6	6	5,443
12835	120	80	4	4	4,147
15172	125	65	2	2	2,009
18905	130	50	3	3	2,820
3111	130	60	4	4	3,931
6260	140	80	4	4	4,580
18834	146,5	54,5	4	4	4,170
14318	150	50	2	2	2,117
18983	150	50	3	3	3,143
5168	150	50	4	4	4,147

KOD	A	B	C	D	KG/M
18939	150	75	2,5	2,5	2,970
15338	150	80	3	3	3,629
4233	150	100	3	3	3,953
3434	155	80	3	3	3,709
18816	160	80	4	4	5,011
15394	180	60	5	5	6,210
17927	180	140	3,8	3,8	6,407
15263	200	40	4	4	5,011
11141	200	50	4	4	5,227
17213	200	60	4	4	5,443
6846	200	70	4	4	5,659
14236	200	100	2,4	2,4	3,826
14567	200	100	4	4	6,307
15074	200	100	5	5	7,830
14231	220	100	3,8	3,8	6,410
14132	220	140	4	4	7,603
13807	240	100	4	4	7,171
17646	250	40	3	3	4,600
14999	260	40	4	4	6,308
12287	260	80	3	3	5,411
14937	18	12	1,5	1,5	0,211
15712	20	12	1,5	1,5	0,230
17592	20	15	3	3	0,470
3007	23,5	7,8	1	1	0,158
13459	25	18	1,2	1,2	0,249
9773	27	16	4	4	0,718
16966	30	15	1,5	1,5	0,340
13031	30	20	1,1	1,1	0,281
590	30	20	1,3	1,3	0,330
2825	30	20	2	2	0,496
10683	30	21,6	1,5	1,5	0,394
15363	30	25	1,2	1,2	0,340
18243	33,8	20,5	1,3	1,3	0,330
18360	35	20	1,2	1,2	0,324
16151	35	20	2	1,5	0,467
3003	35	20	2	2	0,551
14857	35	25	1,6	1,6	0,483
6930	37,4	13,6	1,2	1,2	0,316
12044	39	10	1,4	1,4	0,351
2958	40	10	2	2	0,498
5329	40	14	1,5	1,5	0,413
5610	40	16	2,5	2,4	0,670
18359	40	20	1,2	1,2	0,354
15026	40	20	1,3	1,3	0,383
15598	40	20	1,5	1,5	0,462
13979	40	20	2	2	0,589
10071	40	20	3	3	0,840
13450	40	25	1,5	1,5	0,494

16831	40	30	1,5	1,5	0,543
11857	47	19,2	3,5	3,5	1,110
16089	50	15	1,5	1,5	0,502
16830	50	25	2	2	0,767
16832	50	30	2	2	0,821
16924	50	30	2	2	0,772
12551	50	30	3	3	1,199
13278	50	36	4	2,5	1,345
18428	53	33	2,5	2,5	1,094
18191	60	15	1,3	1,3	0,508
18917	60	20	2	2	0,813
18922	60	25	1,2	1,2	0,527
15068	60	25	1,5	1,5	0,656
16711	60	25	3	3	1,280
16829	60	40	1,5	1,5	0,786
15614	60	40	1,75	1,75	0,913
15361	60	40	1,9	1,9	0,988
13200	60	40	2	2	1,002
18662	60	40	2	2	1,030
11137	60	40	2,5	2,5	1,275
16828	60	40	2,5	2,5	1,283
18663	60	40	4	4	1,966
6906	63,8	28,8	1,8	1,8	0,864
4558	70	20	2	2	0,929
8759	70	30	1,8	1,8	0,929
15806	75	25	1,5	1,5	0,770
16379	75	50	3	3	1,893
12087	76,1	30,9	1,3	1,3	0,735
18641	80	20	1,5	1,5	0,756
18923	80	25	1,2	1,2	0,654
19193	80	25	2	2	1,080
15281	80	26	1,5	1,5	0,786
13540	80	30	2	2	1,126
17951	80	40	2	2	1,234
18664	80	40	3	3	1,825
16833	80	50	2	2	1,361
14473	80	60	2,5	2,5	1,804
15073	84,6	25,8	2	2	1,118
12085	90,6	26,5	1,3	1,3	0,805
16600	100	25	1,8	1,8	1,172
18921	100	25	1,2	1,2	0,783
8760	100	30	1,8	1,8	1,221
16963	100	30	4	4	2,600
16962	103,5	30	4	4	2,676
19047	140	110	3	3	3,942
5197	150	50	3,5	3,5	3,648
17400	150	60	3	3	3,283
17626	150	75	2,98	2,98	3,526
11918	160	100	4	4	5,443
18527	189,5	149,5	4	4	7,144
9701	200	40	3	3	3,783
17152	200	80	5	5	7,290
15750	220	40	4,5	4,5	6,078

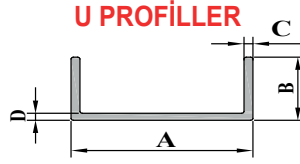
U PROFİLLER



KOD	A	B	C	D	KG/M
931	7,8	27	1,4	3,2	0,249
6138	10	15	1,2	1,2	0,122
883	10	15	2	2	0,195
6073	11	12	1,5	1,5	0,130
15702	12	12	1,5	1,5	0,135
4099	12	12	2	2	0,173
4799	12	15	2	2	0,205
1820	12	18	1,3	1,3	0,160
714	12	18	1,5	1,5	0,181
8638	12,5	10	1	1	0,082
11855	13	13	2	2	0,189
15059	14	12	1,5	1,5	0,143
2032	14	28	1,2	1,2	0,218
8027	14,8	15	1,8	1,8	0,200
1524	14,8	30	2,5	2,5	0,471
1086	15	15	1,1	1,1	0,127
3296	15	15	1,5	1,5	0,170
3444	15	15	2	2	0,222
6076	15	20	1,5	1,5	0,211
985	15	20	1,9	1,9	0,262
8892	15	30	2	2	0,384
6077	17	20	1,5	1,5	0,219
7248	17	31	3	3	0,592
949	17,5	16	1,1	1,1	0,140
6677	17,5	23	1,1	1,1	0,182
646	19	20	1,1	1,1	0,168
11793	19	25	1,2	1,2	0,216
6531	19,5	25	1,25	1,25	0,227
6074	20	10	2	2	0,195
5585	20	13	1,1	1,1	0,130
6075	20	15	2	2	0,249
11814	20	20	1	1	0,156
1068	20	20	1,5	1,5	0,230
4548	20	20	2	2	0,302
3445	20	20	2	2	0,302
11677	20	20	3	3	0,438
7224	20	28	1,5	1,5	0,297
5149	20	30	2	2	0,411
5792	20	40	2	2	0,519
3657	20	40	2,5	2,5	0,641
4428	20,4	9	1	1	0,097
1571	21	25	1,2	1,2	0,221
6070	21	50	2,5	2,5	0,783
3379	23	23	1,5	1,5	0,267
19032	25	10	1,5	1,5	0,170

KOD	A	B	C	D	KG/M
3158	25	15	2	2	0,275
752	25	17	1,1	1,1	0,168
19188	25	20	2	2	0,330
4272	25	25	2	2	0,383
13652	25	40	2	2	0,545
9365	26,2	60	1,5	1,5	0,581
7413	29	25	1,5	1,5	0,308
1525	29,6	30	2,5	2,5	0,571
4744	30	20	2	2	0,357
11784	30	25	4	4	0,778
13182	30	30	1,5	1,5	0,354
4242	30	30	2	2	0,464
11226	30	30	3	3	0,681
14398	30	40	3	3	0,843
18420	30,7	5	2,1	2,2	0,216
11328	35	10	2	2	0,275
3004	35	35	3	3	0,802
11015	36	30	2	2	0,497
16911	40	10	2	2	0,303
4406	40	20	2	2	0,410
7254	40	20	2,5	2,5	0,508
4814	40	20	4	4	0,777
13185	40	25	2	2	0,465
2869	40	30	2	2	0,518
17979	40	30	3	3	0,762
6078	40	40	2	2	0,627
16302	40	40	2,5	2,5	0,778
3835	40	40	3	3	0,923
3824	40	40	4	4	1,209
8420	40	50	4	4	1,426
11331	40	60	3	3	1,248
18421	40,7	6,2	2,1	2,4	0,308
9405	43	15	1,5	1,5	0,284
18925	45	25	2,5	2,5	0,608
14699	45	30	2	2	0,546
14885	45	50	2,5	2,5	0,945
8732	45,2	64,6	1,3	1,3	0,603
9066	46	50	2	2	0,767
14854	48	19	5	5	1,026
11927	48	30	2,5	4	0,870
7533	48,5	53,5	1,9	2,4	0,840
13189	50	15	4,5	6	1,029
13184	50	25	4	4	0,994
13183	50	30	2	2	0,573
6286	50	40	4	4	1,318
3825	50	50	4	4	1,533
16885	50	50	5	5	1,897
18852	50	90	3	3	1,815
11209	50	100	3	3	1,572
7524	53,8	18,6	1,2	1,2	0,288
15643	55	60	10	6	3,807
5381	60	40	2,5	2,5	0,911





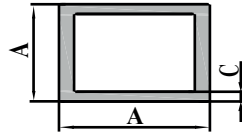
SARI OLAN KISIMDAKİLER RADÜSLÜ ve TOLERANSLIDIR  
TEKNİK ÇİZİM İSTEYİNİZ.

KOD	A	B	C	D	KG/M
16579	60	40	3	3	1,086
7551	60	40	4	4	1,426
19162	60	40	5	5	1,755
18849	60	50	2,5	2,5	1,048
12260	63	5	2,5	2,5	0,459
12398	64	22	1,8	1,8	0,508
14886	66	22	5	5	1,350
14367	70	35	1,5	1,5	0,557
17104	70	35	3	3	1,086
18523	80	20	2	2	0,627
13895	80	40	4	4	1,642
17346	80	40	5	5	2,025
17632	80	45	8	8	3,327
10436	80	50	5	5	2,295
14264	81	55	3	3	1,499
12399	84	22	1,9	1,6	0,573
5522	85,5	16,2	1,2	1,2	0,375
16160	86	20	2	2	0,659
2752	86	40	2	2	0,875
14366	89	35	1,5	1,5	0,632
1572	90	20	2	2	0,680
14048	90	26	26	5	1,782
14887	90	50	5	5	2,430
5703	91	45	5	5	2,309
19087	95,5	36,5	1,5	1,5	0,670
884	100	8	2	2	0,605
5169	100	50	5	5	2,565
14905	100	100	3	3	2,382
14501	100	120	7	7	6,162
12430	104	22	1,9	1,6	0,659
18882	107	35	1,5	1,5	0,718
6477	110	25	3	3	1,252
14368	110	35	1,5	1,5	0,718
2554	120	30	2	2	0,950
15862	120	40	3	3	1,572
12137	120	60	5	5	3,105
18045	122,4	35	1,7	1,7	0,867
2926	125	80	8	8	5,810
13230	140	60	8	8	5,271
10064	150	30	2	2	1,113
2927	150	60	5	5	3,510
14760	150	60	6	6	4,180
2928	150	65	8	8	5,702
5152	160	80	8	8	6,566
14897	160	80	10	10	8,100
5241	176	15	2	2	1,091
5242	186	15	2	2	1,145

KOD	A	B	C	D	KG/M
15706	7,6	20	1,8	1,8	0,211
9208	10	10	2	2	0,141
10124	12	14	1,3	1,3	0,130
9366	13	13	1,4	1,4	0,138
3292	13	20	1,1	1,1	0,150
12954	13,2	20	1,2	1,2	0,165
10680	15	40	1,5	1,5	0,373
13679	15,7	24,2	1,2	1,2	0,195
13709	16	15	1,5	1,5	0,176
3357	19	20	1,1	1,1	0,167
13625	20	11,5	1,5	1,5	0,162
885	20	30	2	2	0,405
5422	22	10	1,5	1,5	0,158
13213	22	10	1,5	1,5	0,160
13655	22	12	2	2	0,222
7552	22	20	2	2	0,313
16965	22	20	2	2	0,313
13657	24	12	3	3	0,335
12971	24	20	2	2	0,319
13656	26	12	2	2	0,243
7553	26	20	2	2	0,335
17394	26	20	2	2	0,335
12972	28	20	2	2	0,340
5362	29	50	3	5	1,121
15411	30	12	2	2	0,265
13658	30	14	3	3	0,416
12973	32	20	2	2	0,362
3207	39,2	41,6	2	2	0,640
16312	40	40	5	5	1,485
5327	44	25	1,3	1,3	0,321
12252	45	95	9	10	5,346
4748	53,7	37,9	3	3	1,000
11940	55	45	2	2	0,754
13722	60	35	6	5	1,820
16837	60	35	6	6	1,952
3009	60	80	3	3	1,733
13067	70	23	4	4	1,158
5319	70	30	4,5	6	1,717
14158	80	40	4	4	1,653
13721	80	40	6	6	2,433
11749	80	60	6	7	3,227
15725	102	25	2	2	0,802
10242	105	40	2	2	0,977
10243	100	38	2	2	0,929
14209	150	83	7	5	5,090
14208	150	121	7	5	6,526
15701	180	35	5	5	3,270
4697	180	36	16	16	9,501
15782	180	75	5	5	4,339
16745	265,5	40	12	8	7,895



**KUTU PROFİLLERİ**

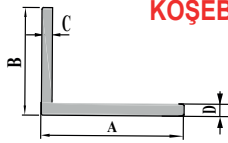
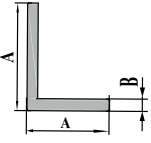


KOD	A	C	KG/M
1027	12	1	0.119
951	14	1	0.140
12507	14	1,5	0,203
4541	15	1,5	0,219
13188	15	2	0,281
8438	16	1	0,162
9072	19,5	1,25	0.246
511	20	1	0.205
606	20	1,5	0.300
1388	20	2	0.389
1432	20	2,5	0.473
13045	20	3	0,551
742	25	1,3	0.332
16525	25	1,5	0.381
1838	25	2	0.497
2816	25	3	0.713
3588	30	1	0,313
853	30	1,2	0.372
16109	30	1,5	0,462
16152	30	1,65	0,505
3812	30	2	0,605
3813	30	3	0,875
2817	30	4	1.123
4015	34	2	0,691
17501	34	3	1,005
1644	35	1,1	0.402
5660	35	2	0.713
1317	40	1	0.421
589	40	1,2	0.502
5330	40	1,3	0,544
5994	40	1,5	0,624
1059	40	2	0.820
4810	40	2,5	1,013
3815	40	3	1,199
3699	40	4	1,555
8334	45	1,2	0,567
13187	45	2	0,929
12720	48,5	1,5	0,762
7402	50	1,5	0,786
806	50	2	1.036

KOD	A	C	KG/M
1044	50	3	1.522
4241	50	4	1,987
5255	50	5	2,430
16305	55	2	1,145
1910	59	2	1.231
6136	60	1,5	0.948
4243	60	2	1,253
4231	60	3	1,847
3817	60	4	2,419
12747	60	5	2,97
6561	60	6	3,512
18607	65	4	2,635
17029	67	2	1,404
12573	70	2	1,469
3283	70	4	2,851
12177	80	1,5	1,272
3981	80	2	1,685
5701	80	2,5	2,093
3834	80	3	2,495
3697	80	4	3,283
5116	80	5	4,050
19251	80	6	4,795
5977	90	4	3,715
12110	100	2	2,117
4059	100	3	3,143
3696	100	4	4,147
4014	100	5	5,130
11292	100	8	7,949
18027	100	10	9,720
12469	101,6	12,7	12,193
17041	120	2,5	3,173
19068	120	3	3,791
14938	120	4	5,011
3823	120	5	6,210
15137	127	4	5,314
15410	140	4	5,875
14874	140	5	7,290
19016	140	8	11,405
18005	150	4	6,307

KOD	A	C	KG/M
1909	15	1	0,146
16271	15	1,5	0,208
14285	15,5	1	0,157
13572	17,8	1,15	0,205
16588	19	1,5	0,281
15615	20	1,5	0,308
18201	20	1,5	0,3
9767	20	2	0,369
18724	20	2	0,39
19281	20	2	0,39
1562	24,5	1,2	0,299
15713	25	1,4	0,351
14942	25	2	0,494
7710	25	2	0,489
3119	23,4	1,1	0,265
16779	23,5	1,2	0,289
13060	25	1,5	0,381
10348	25	2	0,47
3488	25	1,8	0,442
14868	30	2	0,597
16336	32	2	0,621
13139	40	2	0,802
11590	40	2,5	0,98
16601	40	2,5	0,98
18720	44,2	2	0,875
16157	45	2,4	1,077
17963	47	3,3	1,555
7125	49	3	1,485
15407	50	2,5	1,25
14050	50	4	1.960
15942	60	3	1.825
14450	60	3	1.785
16154	60	4	2.398
14487	75	2	1.566
14054	80	2	1.672
13535	80	3	2,446
5235	80	4	3,263
15783	89,5	5	4,507
5154	100	4	4,127
16602	100	4	4,056
17627	150	2,98	4,733

SARI OLAN KISIMDAKİLER RADÜSLÜ ve TOLERANSLIDIR  
TEKNİK ÇİZİM İSTEYİNİZ.



**KÖŞEBENT PROFİLLERİ**

**SARI OLAN KISIMDAKİLER RADÜSLÜ ve TOLERANSLIDIR  
TEKNİK ÇİZİM İSTEYİNİZ.**

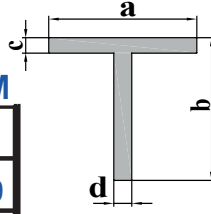
KOD	A	B	KG/M
6069	15	1,5	0,116
4367	15	2	0,151
4830	15	3	0,219
13056	16,5	1,5	0,127
552	20	1,2	0,124
636	20	1,5	0,157
617	20	2	0,205
4087	20	3	0,300
8090	20	8	0,691
543	25	1,2	0,158
518	25	1,5	0,196
3378	25	2	0,259
706	25	2,7	0,346
11285	25	3	0,381
997	25	3,2	0,405
11237	25,4	1,32	0,176
10979	29	0,9	0,139
544	30	1,2	0,189
634	30	1,5	0,238
604	30	2	0,313
609	30	3	0,462
14802	30	4	0,605
3977	30	5	0,742
2313	30	5	0,742
11338	35	2	0,367
13178	35	3	0,543
17105	35	4	0,713
17675	38	3	0,592
9960	38	3,2	0,629
635	40	1,5	0,319
719	40	2	0,421
2204	40	2,5	0,524
513	40	3	0,624
608	40	4	0,821
3818	40	5	1,012
18023	40	6	1,200
13379	45	2	0,475
3961	45	2,3	0,545
11111	45	3	0,705
15355	45	4	0,929
773	50	2	0,529
3703	50	3	0,785
3819	50	4	1,037
577	50	5	1,282
17162	50	6	1,523
17323	60	1,5	0,481
5696	60	2	0,637
13789	60	2,5	0,794
5322	60	3	0,948
4155	60	4	1,253
1135	60	5	1,553
2355	60	6	1,847
10999	60	10	2,970
4105	70	2,5	0,929
1144	70	5,8	2,100
14712	70	6	2,171
1145	80	3	1,272
2553	80	5	2,092
2924	80	8	3,283
17024	80	10	4,050
5167	100	4	2,117
12646	100	6	3,143
13543	100	8	4,147
5146	100	10	5,130
18407	100	15	7,493
14474	140	8	5,875
15058	30	2	0,303
17491	40	1,8	0,381
2851	40	4	0,821
2850	45	6	1,358
17482	120	11	6,802

KOD	A	B	C	D	KG/M
6563	11	6,2	3	3	0,115
6564	14	6	3	3	0,138
10896	15	10	2	2	0,124
17247	18	13	3	3	0,227
14499	20	10	1,5	1,5	0,116
960	20	10	2	2	0,151
2166	20	12	1,2	1,2	0,100
4638	20	15	2	2	0,178
914	25	10	1,2	1,2	0,108
676	25	10	1,5	1,5	0,135
3793	25	10	2	2	0,178
4466	25	15	2	2	0,205
846	25	15	2,5	2,5	0,254
13180	25	15	3	3	0,300
993	25	15	3,2	3,2	0,319
705	25	17	3,2	2,7	0,305
770	25	20	1,3	1,3	0,154
11887	25	20	2	2	0,232
708	29	10,5	1,2	1,2	0,124
1265	30	10	1,2	1,2	0,125
593	30	10	1,5	1,5	0,157
637	30	15	1,2	1,2	0,142
1131	30	15	1,5	1,5	0,175
4098	30	15	2	2	0,232
4045	30	15	3	3	0,340
6881	30	15	17	9	1,004
16384	30	20	1,5	1,5	0,197
3700	30	20	2	2	0,259
4088	30	20	3	3	0,380
9702	30	25	2	2	0,286
11016	32	30	2	2	0,324
4778	35	20	2	2	0,286
4096	35	25	2	2	0,313
4924	40	10	2	2	0,259
1106	40	10	3	3	0,381
4273	40	15	2	2	0,286
17171	40	18	2	2	0,303
18179	40	20	1	1	0,16
4883	40	20	1,2	1,2	0,192
805	40	20	1,5	1,5	0,237
8203	40	20	1,7	1,7	0,267
545	40	20	2	2	0,313
5303	40	20	3	3	0,462
4925	40	20	4	4	0,605
4715	40	25	2	2	0,340
13391	40	25	4	4	0,659
4539	40	30	2	2	0,367
4776	40	30	3	3	0,543
3487	45	30	2,8	2,8	0,546
12516	50	9,3	1,6	1,6	0,249
720	50	17	1,5	1,5	0,265
2042	50	18	4	2,5	0,505

KOD	A	B	C	D	KG/M
18175	50	20	1,2	1,2	0,224
3914	50	20	1,3	1,3	0,241
2779	50	20	1,5	1,5	0,277
3701	50	20	2	2	0,367
4142	50	25	5	5	0,945
3911	50	30	2	2	0,421
4922	50	30	2,5	2,5	0,524
16306	50	30	3	3	0,624
13177	50	30	4	4	0,821
3702	50	30	5	5	1,012
6745	50	40	2	2	0,475
1049	60	20	1,2	1,2	0,255
4540	60	20	2	2	0,421
5665	60	25	2	2	0,448
11548	60	25	3	3	0,664
4143	60	25	5	5	1,080
4089	60	30	2	2	0,475
11233	60	30	3	3	0,705
11691	60	30	4	4	0,929
3820	60	40	2	2	0,529
5304	60	40	3	3	0,786
3792	60	40	4	4	1,037
4156	60	40	5	5	1,283
3962	60	45	2,3	2,3	0,637
18850	60	50	3	3	0,867
2666	65	30	1,8	1,8	0,454
14517	70	10	1,5	1,5	0,319
3846	70	20	2	2	0,475
4106	70	20	2,5	2,5	0,590
4410	70	30	2	2	0,529
13179	70	40	2	2	0,583
16304	70	50	3	3	0,948
17050	70	50	4	4	1,253
5237	70	60	12	12	3,823
11549	80	15	2	2	0,502
3915	80	20	1,5	1,5	0,399
13181	80	20	2	2	0,53
1991	80	30	1,3	1,3	0,381
3832	80	30	3	3	0,867
6478	80	30	6	6	1,691
4536	80	40	2	2	0,637
9219	80	40	3	3	0,948
4537	80	40	4	4	1,253
16303	80	40	6	6	1,847
9852	80	50	3	3	1,029
6259	80	50	4	4	1,361
11299	80	60	3	3	1,11
17025	80	60	6	6	2,171
9197	85	20	2	2	0,556
11284	85	40	5	5	1,62
11550	90	40	4	4	1,361
17051	90	50	4	4	1,469
10057	90,8	12,5	2,5	2,5	0,681
6479	93	15	6	6	1,658
14718	100	20	2	2	0,637

KOD	A	B	C	D	KG/M
8611	100	30	2	2	0,691
14719	100	30	3	3	1,029
17026	100	40	4	4	1,469
3704	100	50	3	3	1,191
18884	100	50	4	4	1,577
11227	100	50	5	5	1,958
17027	100	50	8	8	3,067
5702	100	60	8	8	3,283
19091	100	65	5	5	52,16
4690	100	70	2	2	0,907
6476	120	25	6	6	2,260
5732	120	40	2	2	0,853
4538	120	40	3	3	1,272
9853	120	50	3	3	1,353
17052	120	50	4	4	1,793
16418	120	60	10	10	4,59
17314	120	70	10	10	4,86
17101	120	80	3	3	1,596
18974	120	80	8	8	4,147
3705	120	80	10	10	5,130
11574	140	10	2	2	0,800
17053	150	50	4	4	2,117
18885	150	80	6	6	3,630
18886	150	80	8	8	4,795
2932	150	90	5	5	3,172
18654	150	100	10	10	6,48
9854	160	50	3	3	1,677
10808	180	45	3	3	1,798
17054	200	50	4	4	2,657
3706	200	100	10	10	7,83
11575	205	30	2	2	1,258
15294	17,5	9,5	1,5	1,5	0,103
986	25	15	1,9	1,9	0,195
7488	27,8	24,8	2,8	2,8	0,378
3661	30	10	2	2	0,205
14653	30	15,5	1,5	1,5	0,176
1801	33	5,5	2	2	0,197
12254	35	20	2	2	0,284
2853	40	20	3	3	0,462
3659	45	20	2	2	0,340
5613	50	11	3	3	0,470
2857	50	30	3	3	0,623
3002	50	35	4	4	0,875
2667	55	25	1	1	0,213
3662	60	25	2,5	2,5	0,557
17489	60	40	1,8	1,8	0,478
18948	60	50	8	8	2,2
16930	70	40	4	4	1,145
2902	75	45	2	2	0,637
2925	80	40	6	6	1,847
5436	95	44	4	4	1,458
2858	100	60	10	10	4,050
17258	100	60	12	12	4,544
2918	104	44	4	4	1,555
5437	104	44	4	4	1,555
17122	125	80	28	22	11,813
17404	140	58	8	8	4,031
15719	260	40	4	4	3,2

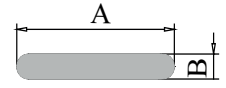
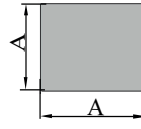
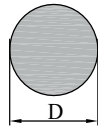
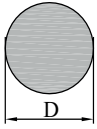
## T PROFİLLERİ



KOD	A	B	C	D	KG/M
1850	10,6	43	1,5	1,5	0,211
1104	13,5	15	1,5	1,5	0.109
1238	15	35	1,5	1,5	0.197
664	20	20	1,2	1,2	0.124
1060	20	20	1,8	1,8	0.186
892	25	25	1,2	1,2	0.157
1264	25	25	1,5	1,5	0.197
17250	30	25	2	2	0.286
1043	30	30	1,3	1,3	0.205
1269	30	30	1,5	1,5	0.238
605	30	30	2	2	0.313
17142	30	30	3	3	0.462
13701	30	30	4	4	0.605
959	30	35	2	2	0.340
1180	35	18	3	3	0.405
551	40	40	4	4	0.820
8698	40	50	2	2	0.475
13442	40	52	2	2	0,486
16307	40	180	12	10	5,832
18754	45	60	3	3	0,826
4668	50	17	3	7	0.359
17109	50	20	3	3	1,037
15983	50	50	2	2	0,53
5147	50	50	5	5	1,283
14514	50	70	3	3	0,948
12072	50	110	3,2	4	1,585
15777	58	58	1,8	1,8	0,556
18846	60	20	2	2	0,421
2714	60	42,5	2,5	2,5	0.675
18123	60	60	2	2	0,637
5417	60	60	6	6	1,847
2823	60	95	8	8	3,175
16760	60	100	5	5	2,093
13221	60,3	11	3	12	0,748
9117	62	27	2	2	0,47
11326	70	70	8	8	2,851

SARI OLAN KISIMDAKİLER RADÜSLÜ ve TOLERANSLIDIR  
TEKNİK ÇİZİM İSTEYİNİZ.

KOD	A	B	C	D	KG/M
5470	75	14,5	2,5	7	0,733
17110	80	20	3	3	1,523
9387	80	44	2	2	0,659
12961	80	50	2	2	0,691
12960	80	50	2,5	2,5	0,861
7546	80	60	2	2	0,745
17318	80	80	4	4	1,685
14210	80	100	10	20	6,48
13228	80	180	10	10	6,75
12071	80	205	4,3	4	3,100
5551	90	10	4,5	10,8	1,254
15556	90	45	2	2	0,718
18338	90	58	4	4	1,555
14858	100	50	2	2	0,8
8147	100	53	3	3	1,215
8765	100	60	5	5	2,093
18339	100	100	10	10	5,13
8699	110	50	2	2	0.853
13155	120	50	1,8	1,8	0,818
10183	120	50	2	2	0,907
14768	120	90	2	2	1,123
5560	140	10	4,5	10,8	1,862
18340	160	80	15	10	8,235
18408	240	100	10	10	8,91
9209	20	20	2	2	0,205
13382	30	45	4,5	4,5	0,867
13384	30	50	5	5	1,024
12083	40	43,2	3,2	3	0,675
13385	40	60	5	5	1,294
11032	45	9,1	1,1	1,1	0,157
18231	45	20	7	14	1,342
13383	50	100	5	5	1,969
13381	60	60	5	5	1,564
5426	60	80	6	6	2,171
19043	80	60	1,8	1,8	0,675
17490	110	51,8	1,8	1,8	0,778
16726	110	240,5	6	6	5,586



KOD	D	KG/M
1066	10	0.212
2631	11,7	0.290
804	12	0.311
17112	13	0.360
6253	14	0.416
5143	15	0.478
1019	16	0.543
3722	17	0.612
4511	18	0.685
17418	19	0.767
549	20	0.847
14998	21	0,935
672	22	1.026
538	25	1.323
2521	25,5	1.380
3720	26	1.433
4542	28	1.663
539	30	1.908
4612	32	2.171
523	35	2.597
4543	36	2.749
4639	38	3.062
16697	39	3.227
525	40	3.391
4507	41	3.564
3972	42	3.740
2138	44	4.107
524	45	4.293
1097	50	5.300
4509	51	5.516
718	52	5.735
832	55	6.415

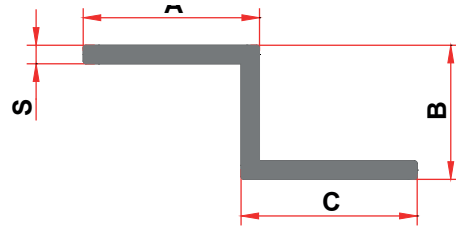
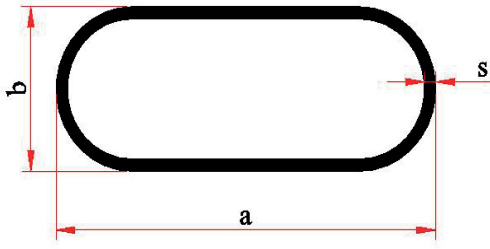
KOD	D	KG/M
4865	56	6.650
7029	57	6.891
614	60	7.633
4508	61	7.889
4654	62	8.151
4544	63	8.416
671	65	8.959
1103	70	10.390
4510	71	10.689
12956	72	10.995
833	75	11.929
4710	76	12.249
1076	80	13.573
13044	81	13.913
4785	82	14.259
834	85	15.322
4640	90	17.177
15603	10	0.213
13730	10,4	0.230
16974	11,85	0.297
12939	12	0.305
14241	12	0.305
11669	16	0.543
15604	16	0.543
12450	21,8	1.077
16558	23	1.123
12531	23,3	1.150
12975	35,1	2.614
16610	48	4.887
12577	50	5.303
16940	65	8.960
15718	85	15.323

KOD	A	KG/M
5170	10	0.270
4095	12	0.389
4504	14	0.529
1862	15	0.608
4022	18	0.874
1034	20	1.080
1161	25	1.687
4091	30	2.430
6470	32	2.775
3316	35	3.307
4092	40	4.320
14872	41	4.539
4641	50	6.750
4642	55	8.168
4643	60	9.720
4644	65	11.408
4645	70	13.230
4646	75	15.188
2528	80	17.280
2296	8	0.173
14598	11,8	0.376
16589	20	1.059
14941	25	1.685
15920	25	1.666
18334	31	2.592
14706	35	3.305
17854	40	4.315
16757	45	5.468

KOD	A	B	KG/M
14877	11,2	6,8	0.178
10425	18	4,2	0.194
17365	20	3	0,157
1313	20	5	0,257
9988	20	6	0,302
4176	20	10	0,483
5269	20	10	0,483
9637	24	14	0,794
6234	25	3	0,197
12586	25	3	0,197
1393	30	3	0,238
15699	35	2,5	0,232
810	38,5	6	0,603
14711	40	5	0,527
10488	40	6	0,626
504	40	6	0,628
15698	45	2,5	0,3
4002	48	5	0,633
17366	50	3	0,4
10489	55	6	0,869
1137	50,2	5,5	0,73
11474	60	12	1,86
17367	62,5	3	0,502
10490	70	6	1,112
17368	75	3	0,602
10580	75,0	7	1,389
1399	80	4	0,856
10421	80	6	1,274
16092	91	42	9,3
10581	100	7	1,862
10491	110	6	1,761
10492	125	6	2
5534	120	8	2,556
10582	130	7	2,427
10493	140	6	2,247
10494	160	6	2,571
10422	200	6	3,218
10495	250	6	4,028
18996	250	6	4,028

SARI OLAN KISIMDAKİLER RADÜSLÜ ve TOLERANSLIDIR  
TEKNİK ÇİZİM İSTEYİNİZ.





KOD	A	B	S	KG/M
15661	20	10	1,2	0,154
6870	25	10	1	0,158
709	26	10	1,5	0,238
583	26	15	1,5	0,262
6027	29,9	12,2	1,3	0,246
5222	30	11,7	1,2	0,227
12253	30	15	1,5	0,294
4332	30	15	2	0,382
14319	31	21	2	0,432
13770	31,2	16,4	1,8	0,367
2185	45	21	2	0,582
5419	48	7	1,5	0,402
14483	50	10	1,2	0,351
1200	50	20	1,5	0,482
5692	50	20	2	0,629
7330	60	30	3	1,173
12938	65	20	1,7	0,678
749	80	26	1,5	0,752
12138	120	40	2,5	1,877
14486	39	19	2	0,505

KOD	A	B	C	S	KG/M
7167	8	21	17	2	0,227
9172	11	6	11	2	0,130
850	16,7	12,7	16,7	1,75	0,201
12089	17	32	17	2	0,335
1113	24	18	24	3	0,486
3948	30	30	30	2	0,464
9950	39,6	58,2	39,6	1,6	0,581
5105	40	40	40	3	0,924
7223	40	86	40	3	1,296
4399	45	6	45	1,5	0,375
6797	73	12	27,5	1,5	0,443
6312	80	45	50	4	1,804

### ALTI KÖŞE PROFİLLERİ



KOD	A	KG/M
2030	6	0,085
2031	7	0,115
2032	8	0,150
2033	9	0,190
2034	10	0,235
2035	11	0,285
2036	12	0,340
2538	12,5	0,365
2037	13	0,395
2038	14	0,460
2039	15	0,530
2040	16	0,600
2729	17	0,675
8456	17	0,672
2042	18	0,760
2043	19	0,850
2539	19,5	0,890
2044	20	0,940
2045	22	1,140

KOD	A	KG/M
2046	24	1,350
2047	25	1,465
2048	26	1,585
2049	27	1,710
2050	28	1,840
2051	29	1,975
2445	30	2,115
2053	32	2,405
2051	34	2,710
2055	35	2,875
2056	36	3,040
15671	38	3,373
12986	40	3,755
16164	40	3,755
2443	46	4,965
4564	47,7	5,319
13577	55	7,074

R2,1  
Toleranslı  
Toleranslı  
Toleranslı



**BAŞAKŞEHİR MERKEZ**



**ÇAĞLAYAN ŞUBE**



**UMRANIYE ŞUBE**



 **STAR ALÜMİNYUM**<sup>®</sup>  
**PAZARLAMA**  
**SANAYİ VE TİCARET A.Ş.**



**STAR PLAZA BAŞAKŞEHİR :**

İkitelli O.S.B. Mahallesi Enkoop 2.Sk. No:6  
Başakşehir - İSTANBUL / TÜRKİYE  
Tel : +90 212 486 40 30 (pbx)  
Fax: +90 212 549 44 39  
Fax: +90 212 224 20 05

**HÜRRİYET MH.-ÇAĞLAYAN ŞUBE :**

Hürriyet Mh. Dr. Cemil Bengü Cd.  
No:19 Çağlayan - İSTANBUL / TÜRKİYE  
Tel : +90 212 224 20 13 - 224 20 04  
Tel : +90 212 219 24 65 - 219 24 81  
Fax: +90 212 224 61 80

**DUDULLU-ÜMRANIYE ŞUBE :**

Yeni Dudullu Nato Yolu Cad. Şengöz Sk.  
No: 8 Ümraniye - İSTANBUL / TÜRKİYE  
Tel : +90 216 415 34 34 - 313 03 06 - 364 87 69  
Fax: +90 216 313 03 07



[www.staraluminyum.com](http://www.staraluminyum.com) / [info@staraluminyum.com](mailto:info@staraluminyum.com) / [export@staraluminyum.com](mailto:export@staraluminyum.com)